



NATIONAL CHAMPIONSHIP RACE MEETING

Silverstone National Circuit

2nd & 3rd April 2011



Results Provided by Timing Solutions Ltd
www.tsl-timing.com

McMillan Motorsport Caterham Graduate Championship (Mega)
QUALIFYING - RACE 1 - CLASSIFICATION - AMENDED

POS	NO	CL	NAME	ENTRY	TIME	ON	LAPS	GAP	DIFF	MPH
1	2		Myles PACKMAN	Caterham 7	1:06.809	12	12			88.31
2	17		Paul MANYWEATHERS	Caterham 7	1:07.033	7	12	0.224	0.224	88.02
3	30		Mark BRUNNING	Caterham 7	1:07.054	8	12	0.245	0.021	87.99
4	5		Martin AMSION	Caterham 7	1:07.212	12	12	0.403	0.158	87.78
5	48		Daniel MALKIN	Caterham 7	1:07.265	6	12	0.456	0.053	87.71
6	50		Declan DOLAN	Caterham 7	1:07.359	12	12	0.550	0.094	87.59
7	33		Darrell WILSON	Caterham 7	1:07.428	4	12	0.619	0.069	87.50
8	20		Mick WHITEHEAD	Caterham 7	1:07.472	6	12	0.663	0.044	87.44
9	10		Nigel SMITH	Caterham 7	1:07.570	7	12	0.761	0.098	87.32
10	18		George LONGMUIR	Caterham 7	1:07.575	9	11	0.766	0.005	87.31
11	69		Adrian RUSSELL	Caterham 7	1:07.610	6	12	0.801	0.035	87.27
12	4		Nicholas HARYETT	Caterham 7	1:07.835	7	12	1.026	0.225	86.98
13	56		Brett RAY	Caterham 7	1:07.859	10	12	1.050	0.024	86.95
14	25		Keith PENNINGTON	Caterham 7	1:07.869	11	12	1.060	0.010	86.93
15	44		Nick PANCISI	Caterham 7	1:08.015	8	12	1.206	0.146	86.75
16	9		Robert DRAPER	Caterham 7	1:08.042	4	12	1.233	0.027	86.71
17	14		Tim JUMP	Caterham 7	1:08.053	6	12	1.244	0.011	86.70
18	36		Jo JAMES	Caterham 7	1:08.072	7	12	1.263	0.019	86.67
19	7		Nick FROST	Caterham 7	1:08.074	5	12	1.265	0.002	86.67
20	15		Kim RAYMENT	Caterham 7	1:08.173	4	12	1.364	0.099	86.54
21	32		Peter NEAL	Caterham 7	1:08.307	10	11	1.498	0.134	86.38
22	21		Matt THOMPSON	Caterham 7	1:08.600	6	12	1.791	0.293	86.01
23	22		Peter MARSH	Caterham 7	1:08.756	8	12	1.947	0.156	85.81
24	26		Ian NOBLE	Caterham 7	1:08.770	7	12	1.961	0.014	85.79
25	52		Mike FESEMEYER	Caterham 7	1:08.785	7	12	1.976	0.015	85.77
26	54		Peter FRITH	Caterham 7	1:08.829	10	12	2.020	0.044	85.72

Weather / Track : Cloudy / Dry
 These results are provisional until the conclusion of any judicial and technical matters.

Silverstone National
 Circuit Length = 1.6390 miles
 Start: 09:29 End: 09:49

Clerk of Course :		Timekeeper :
-------------------	--	--------------

McMillan Motorsport Caterham Graduate Championship (Mega)

QUALIFYING - RACE 1 - LAP ANALYSIS

2	Myles PACKMAN			Caterham 7			
1 -	1:08.659	+ 1.850	9:32:37.494	7 -	1:09.675	+ 2.866	9:39:33.812
2 -	1:07.648	+ 0.839	9:33:45.142	8 -	1:07.687	+ 0.878	9:40:41.499
3 -	1:07.881	+ 1.072	9:34:53.023	9 -	1:13.012	+ 6.203	9:41:54.511
4 -	1:14.580	+ 7.771	9:36:07.603	10 -	1:07.049	+ 0.240	9:43:01.560
5 -	1:09.090	+ 2.281	9:37:16.693	11 -	1:07.245	+ 0.436	9:44:08.805
6 -	1:07.444	+ 0.635	9:38:24.137	12 -	1:06.809		9:45:15.614
4	Nicholas HARYETT			Caterham 7			
1 -	1:10.876	+ 3.041	9:32:23.562	7 -	1:07.835		9:39:14.405
2 -	1:08.749	+ 0.914	9:33:32.311	8 -	1:09.508	+ 1.673	9:40:23.913
3 -	1:08.761	+ 0.926	9:34:41.072	9 -	1:07.886	+ 0.051	9:41:31.799
4 -	1:08.369	+ 0.534	9:35:49.441	10 -	1:08.468	+ 0.633	9:42:40.267
5 -	1:09.112	+ 1.277	9:36:58.553	11 -	1:08.472	+ 0.637	9:43:48.739
6 -	1:08.017	+ 0.182	9:38:06.570	12 -	1:10.244	+ 2.409	9:44:58.983
5	Martin AMSION			Caterham 7			
1 -	1:10.790	+ 3.578	9:32:36.712	7 -	1:07.332	+ 0.120	9:39:37.653
2 -	1:08.266	+ 1.054	9:33:44.978	8 -	1:07.698	+ 0.486	9:40:45.351
3 -	1:08.639	+ 1.427	9:34:53.617	9 -	1:08.426	+ 1.214	9:41:53.777
4 -	1:07.299	+ 0.087	9:36:00.916	10 -	1:08.297	+ 1.085	9:43:02.074
5 -	1:20.794	+ 13.582	9:37:21.710	11 -	1:07.588	+ 0.376	9:44:09.662
6 -	1:08.611	+ 1.399	9:38:30.321	12 -	1:07.212		9:45:16.874
7	Nick FROST			Caterham 7			
1 -	1:10.397	+ 2.323	9:32:21.667	7 -	1:10.286	+ 2.212	9:39:14.966
2 -	1:09.532	+ 1.458	9:33:31.199	8 -	1:08.155	+ 0.081	9:40:23.121
3 -	1:08.599	+ 0.525	9:34:39.798	9 -	1:08.705	+ 0.631	9:41:31.826
4 -	1:08.433	+ 0.359	9:35:48.231	10 -	1:08.363	+ 0.289	9:42:40.189
5 -	1:08.074		9:36:56.305	11 -	1:08.817	+ 0.743	9:43:49.006
6 -	1:08.375	+ 0.301	9:38:04.680	12 -	1:08.754	+ 0.680	9:44:57.760
9	Robert DRAPER			Caterham 7			
1 -	1:11.079	+ 3.037	9:32:35.121	7 -	1:08.860	+ 0.818	9:39:29.665
2 -	1:09.358	+ 1.316	9:33:44.479	8 -	1:08.790	+ 0.748	9:40:38.455
3 -	1:09.725	+ 1.683	9:34:54.204	9 -	1:08.361	+ 0.319	9:41:46.816
4 -	1:08.042		9:36:02.246	10 -	1:08.184	+ 0.142	9:42:55.000
5 -	1:09.573	+ 1.531	9:37:11.819	11 -	1:08.838	+ 0.796	9:44:03.838
6 -	1:08.986	+ 0.944	9:38:20.805	12 -	1:09.470	+ 1.428	9:45:13.308
10	Nigel SMITH			Caterham 7			
1 -	1:11.204	+ 3.634	9:32:38.345	7 -	1:07.570		9:39:32.489
2 -	1:09.201	+ 1.631	9:33:47.546	8 -	1:09.582	+ 2.012	9:40:42.071
3 -	1:09.352	+ 1.782	9:34:56.898	9 -	1:09.387	+ 1.817	9:41:51.458
4 -	1:09.788	+ 2.218	9:36:06.686	10 -	1:08.508	+ 0.938	9:42:59.966
5 -	1:08.872	+ 1.302	9:37:15.558	11 -	1:07.946	+ 0.376	9:44:07.912
6 -	1:09.361	+ 1.791	9:38:24.919	12 -	1:07.878	+ 0.308	9:45:15.790
14	Tim JUMP			Caterham 7			
1 -	1:09.146	+ 1.093	9:32:22.370	7 -	1:08.501	+ 0.448	9:39:14.412
2 -	1:08.837	+ 0.784	9:33:31.207	8 -	1:08.500	+ 0.447	9:40:22.912
3 -	1:09.872	+ 1.819	9:34:41.079	9 -	1:08.915	+ 0.862	9:41:31.827
4 -	1:08.369	+ 0.316	9:35:49.448	10 -	1:08.441	+ 0.388	9:42:40.268
5 -	1:08.410	+ 0.357	9:36:57.858	11 -	1:08.472	+ 0.419	9:43:48.740
6 -	1:08.053		9:38:05.911	12 -	1:09.485	+ 1.432	9:44:58.225
15	Kim RAYMENT			Caterham 7			
1 -	1:11.326	+ 3.153	9:32:34.627	7 -	1:08.893	+ 0.720	9:39:37.669
2 -	1:09.265	+ 1.092	9:33:43.892	8 -	1:08.620	+ 0.447	9:40:46.289
3 -	1:08.447	+ 0.274	9:34:52.339	9 -	1:08.733	+ 0.560	9:41:55.022
4 -	1:08.173		9:36:00.512	10 -	1:08.915	+ 0.742	9:43:03.937
5 -	1:18.076	+ 9.903	9:37:18.588	11 -	1:08.728	+ 0.555	9:44:12.665

Weather / Track : Cloudy / Dry

Silverstone National
Circuit Length = 1.6390 miles
Start: 09:29 End: 09:49

McMillan Motorsport Caterham Graduate Championship (Mega)

QUALIFYING - RACE 1 - LAP ANALYSIS

6 -	1:10.188	+ 2.015	9:38:28.776	12 -	1:09.230	+ 1.057	9:45:21.895
17	Paul MANYWEATHERS			Caterham 7			
1 -	1:09.080	+ 2.047	9:32:40.680	7 -	1:07.033		9:39:26.270
2 -	1:07.775	+ 0.742	9:33:48.455	8 -	1:07.269	+ 0.236	9:40:33.539
3 -	1:07.776	+ 0.743	9:34:56.231	9 -	1:07.142	+ 0.109	9:41:40.681
4 -	1:07.895	+ 0.862	9:36:04.126	10 -	1:08.168	+ 1.135	9:42:48.849
5 -	1:07.742	+ 0.709	9:37:11.868	11 -	1:08.194	+ 1.161	9:43:57.043
6 -	1:07.369	+ 0.336	9:38:19.237	12 -	1:07.665	+ 0.632	9:45:04.708
18	George LONGMUIR			Caterham 7			
1 -	1:08.943	+ 1.368	9:32:41.623	7 -	2:15.310	+ 1:07.735	9:40:37.546
2 -	1:08.339	+ 0.764	9:33:49.962	8 -	1:07.838	+ 0.263	9:41:45.384
3 -	1:07.825	+ 0.250	9:34:57.787	9 -	1:07.575		9:42:52.959
4 -	1:08.623	+ 1.048	9:36:06.410	10 -	1:08.802	+ 1.227	9:43:01.761
5 -	1:08.146	+ 0.571	9:37:14.556	11 -	1:08.189	+ 0.614	9:45:09.950
6 -	1:07.680	+ 0.105	9:38:22.236				
20	Mick WHITEHEAD			Caterham 7			
1 -	1:09.403	+ 1.931	9:32:44.545	7 -	1:07.800	+ 0.328	9:39:32.259
2 -	1:08.495	+ 1.023	9:33:53.040	8 -	1:08.857	+ 1.385	9:40:41.116
3 -	1:07.993	+ 0.521	9:35:01.033	9 -	1:08.556	+ 1.084	9:41:49.672
4 -	1:07.739	+ 0.267	9:36:08.772	10 -	1:07.618	+ 0.146	9:42:57.290
5 -	1:08.215	+ 0.743	9:37:16.987	11 -	1:08.120	+ 0.648	9:44:05.410
6 -	1:07.472		9:38:24.459	12 -	1:08.138	+ 0.666	9:45:13.548
21	Matt THOMPSON			Caterham 7			
1 -	1:11.932	+ 3.332	9:32:55.545	7 -	1:09.263	+ 0.663	9:39:54.880
2 -	1:10.524	+ 1.924	9:34:06.069	8 -	1:09.038	+ 0.438	9:41:03.918
3 -	1:11.067	+ 2.467	9:35:17.136	9 -	1:09.321	+ 0.721	9:42:13.239
4 -	1:10.443	+ 1.843	9:36:27.579	10 -	1:09.829	+ 1.229	9:43:23.068
5 -	1:09.438	+ 0.838	9:37:37.017	11 -	1:09.429	+ 0.829	9:44:32.497
6 -	1:08.600		9:38:45.617	12 -	1:09.173	+ 0.573	9:45:41.670
22	Peter MARSH			Caterham 7			
1 -	1:12.479	+ 3.723	9:32:39.188	7 -	1:09.487	+ 0.731	9:39:40.027
2 -	1:10.362	+ 1.606	9:33:49.550	8 -	1:08.756		9:40:48.783
3 -	1:09.455	+ 0.699	9:34:59.005	9 -	1:09.628	+ 0.872	9:41:58.411
4 -	1:09.781	+ 1.025	9:36:08.786	10 -	1:09.635	+ 0.879	9:43:08.046
5 -	1:10.504	+ 1.748	9:37:19.290	11 -	1:09.436	+ 0.680	9:44:17.482
6 -	1:11.250	+ 2.494	9:38:30.540	12 -	1:10.558	+ 1.802	9:45:28.040
25	Keith PENNINGTON			Caterham 7			
1 -	1:12.050	+ 4.181	9:32:32.998	7 -	1:08.411	+ 0.542	9:39:27.197
2 -	1:10.463	+ 2.594	9:33:43.461	8 -	1:08.393	+ 0.524	9:40:35.590
3 -	1:09.515	+ 1.646	9:34:52.976	9 -	1:08.907	+ 1.038	9:41:44.497
4 -	1:08.638	+ 0.769	9:36:01.614	10 -	1:08.998	+ 1.129	9:42:53.495
5 -	1:08.994	+ 1.125	9:37:10.608	11 -	1:07.869		9:44:01.364
6 -	1:08.178	+ 0.309	9:38:18.786	12 -	1:09.061	+ 1.192	9:45:10.425
26	Ian NOBLE			Caterham 7			
1 -	1:11.432	+ 2.662	9:32:26.854	7 -	1:08.770		9:39:26.071
2 -	1:10.504	+ 1.734	9:33:37.358	8 -	1:08.890	+ 0.120	9:40:34.961
3 -	1:10.061	+ 1.291	9:34:47.419	9 -	1:09.429	+ 0.659	9:41:44.390
4 -	1:09.909	+ 1.139	9:35:57.328	10 -	1:10.372	+ 1.602	9:42:54.762
5 -	1:09.800	+ 1.030	9:37:07.128	11 -	1:09.336	+ 0.566	9:44:04.098
6 -	1:10.173	+ 1.403	9:38:17.301	12 -	1:09.119	+ 0.349	9:45:13.217
30	Mark BRUNNING			Caterham 7			
1 -	1:12.958	+ 5.904	9:32:48.565	7 -	1:07.483	+ 0.429	9:39:38.707
2 -	1:09.270	+ 2.216	9:33:57.835	8 -	1:07.054		9:40:45.761
3 -	1:08.320	+ 1.266	9:35:06.155	9 -	1:08.087	+ 1.033	9:41:53.848
4 -	1:08.792	+ 1.738	9:36:14.947	10 -	1:07.860	+ 0.806	9:43:01.708

Weather / Track : Cloudy / Dry

Silverstone National
Circuit Length = 1.6390 miles
Start: 09:29 End: 09:49

McMillan Motorsport Caterham Graduate Championship (Mega)

QUALIFYING - RACE 1 - LAP ANALYSIS

5 -	1:08.284	+ 1.230	9:37:23.231	11 -	1:07.353	+ 0.299	9:44:09.061
6 -	1:07.993	+ 0.939	9:38:31.224	12 -	1:07.160	+ 0.106	9:45:16.221
32	Peter NEAL Caterham 7						
1 -	1:12.625	+ 4.318	9:32:55.084	7 -	1:09.232	+ 0.925	9:40:53.471
2 -	1:10.793	+ 2.486	9:34:05.877	8 -	1:08.752	+ 0.445	9:42:02.223
3 -	1:11.015	+ 2.708	9:35:16.892	9 -	1:09.599	+ 1.292	9:43:11.822
4 -	1:13.907 P	+ 5.600	9:36:30.799	10 -	1:08.307		9:44:20.129
5 -	2:04.143	+ 55.836	9:38:34.942	11 -	1:09.134	+ 0.827	9:45:29.263
6 -	1:09.297	+ 0.990	9:39:44.239				
33	Darrell WILSON Caterham 7						
1 -	1:10.085	+ 2.657	9:32:21.896	7 -	1:07.906	+ 0.478	9:39:09.914
2 -	1:08.799	+ 1.371	9:33:30.695	8 -	1:08.502	+ 1.074	9:40:18.416
3 -	1:08.396	+ 0.968	9:34:39.091	9 -	1:07.935	+ 0.507	9:41:26.351
4 -	1:07.428		9:35:46.519	10 -	1:08.041	+ 0.613	9:42:34.392
5 -	1:07.632	+ 0.204	9:36:54.151	11 -	1:08.463	+ 1.035	9:43:42.855
6 -	1:07.857	+ 0.429	9:38:02.008	12 -	1:08.027	+ 0.599	9:44:50.882
36	Jo JAMES Caterham 7						
1 -	1:10.049	+ 1.977	9:32:42.208	7 -	1:08.072		9:39:37.452
2 -	1:09.069	+ 0.997	9:33:51.277	8 -	1:09.326	+ 1.254	9:40:46.778
3 -	1:09.161	+ 1.089	9:35:00.438	9 -	1:08.794	+ 0.722	9:41:55.572
4 -	1:09.415	+ 1.343	9:36:09.853	10 -	1:10.092	+ 2.020	9:43:05.664
5 -	1:09.921	+ 1.849	9:37:19.774	11 -	1:08.369	+ 0.297	9:44:14.033
6 -	1:09.606	+ 1.534	9:38:29.380	12 -	1:09.179	+ 1.107	9:45:23.212
44	Nick PANCISI Caterham 7						
1 -	1:10.330	+ 2.315	9:32:46.240	7 -	1:08.424	+ 0.409	9:39:39.191
2 -	1:08.984	+ 0.969	9:33:55.224	8 -	1:08.015		9:40:47.206
3 -	1:08.673	+ 0.658	9:35:03.897	9 -	1:08.536	+ 0.521	9:41:55.742
4 -	1:08.178	+ 0.163	9:36:12.075	10 -	1:08.542	+ 0.527	9:43:04.284
5 -	1:09.420	+ 1.405	9:37:21.495	11 -	1:08.959	+ 0.944	9:44:13.243
6 -	1:09.272	+ 1.257	9:38:30.767	12 -	1:08.527	+ 0.512	9:45:21.770
48	Daniel MALKIN Caterham 7						
1 -	1:09.647	+ 2.382	9:32:35.760	7 -	1:07.941	+ 0.676	9:39:24.490
2 -	1:08.766	+ 1.501	9:33:44.526	8 -	1:08.287	+ 1.022	9:40:32.777
3 -	1:08.742	+ 1.477	9:34:53.268	9 -	1:08.328	+ 1.063	9:41:41.105
4 -	1:07.807	+ 0.542	9:36:01.075	10 -	1:10.225	+ 2.960	9:42:51.330
5 -	1:08.209	+ 0.944	9:37:09.284	11 -	1:08.087	+ 0.822	9:43:59.417
6 -	1:07.265		9:38:16.549	12 -	1:07.551	+ 0.286	9:45:06.968
50	Declan DOLAN Caterham 7						
1 -	1:10.219	+ 2.860	9:32:34.420	7 -	1:07.698	+ 0.339	9:39:24.418
2 -	1:09.278	+ 1.919	9:33:43.698	8 -	1:08.256	+ 0.897	9:40:32.674
3 -	1:08.433	+ 1.074	9:34:52.131	9 -	1:07.839	+ 0.480	9:41:40.513
4 -	1:08.555	+ 1.196	9:36:00.686	10 -	1:08.447	+ 1.088	9:42:48.960
5 -	1:08.015	+ 0.656	9:37:08.701	11 -	1:08.754	+ 1.395	9:43:57.714
6 -	1:08.019	+ 0.660	9:38:16.720	12 -	1:07.359		9:45:05.073
52	Mike FESEMEYER Caterham 7						
1 -	1:14.034	+ 5.249	9:32:34.329	7 -	1:08.785		9:39:41.403
2 -	1:12.679	+ 3.894	9:33:47.008	8 -	1:09.280	+ 0.495	9:40:50.683
3 -	1:09.474	+ 0.689	9:34:56.482	9 -	1:09.476	+ 0.691	9:42:00.159
4 -	1:13.231	+ 4.446	9:36:09.713	10 -	1:10.369	+ 1.584	9:43:10.528
5 -	1:11.686	+ 2.901	9:37:21.399	11 -	1:09.077	+ 0.292	9:44:19.605
6 -	1:11.219	+ 2.434	9:38:32.618	12 -	1:09.416	+ 0.631	9:45:29.021
54	Peter FRITH Caterham 7						
1 -	1:12.170	+ 3.341	9:32:37.647	7 -	1:09.105	+ 0.276	9:39:36.479
2 -	1:09.740	+ 0.911	9:33:47.387	8 -	1:09.366	+ 0.537	9:40:45.845
3 -	1:09.397	+ 0.568	9:34:56.784	9 -	1:09.276	+ 0.447	9:41:55.121

Weather / Track : Cloudy / Dry

Silverstone National
Circuit Length = 1.6390 miles
Start: 09:29 End: 09:49

McMillan Motorsport Caterham Graduate Championship (Mega)

QUALIFYING - RACE 1 - LAP ANALYSIS


4 -	1:11.462	+ 2.633	9:36:08.246	10 -	1:08.829		9:43:03.950
5 -	1:09.700	+ 0.871	9:37:17.946	11 -	1:08.977	+ 0.148	9:44:12.927
6 -	1:09.428	+ 0.599	9:38:27.374	12 -	1:09.577	+ 0.748	9:45:22.504
56	Brett RAY Caterham 7						
1 -	1:11.775	+ 3.916	9:32:30.110	7 -	1:08.074	+ 0.215	9:39:27.574
2 -	1:09.815	+ 1.956	9:33:39.925	8 -	1:08.518	+ 0.659	9:40:36.092
3 -	1:09.355	+ 1.496	9:34:49.280	9 -	1:09.143	+ 1.284	9:41:45.235
4 -	1:08.971	+ 1.112	9:35:58.251	10 -	1:07.859		9:42:53.094
5 -	1:08.581	+ 0.722	9:37:06.832	11 -	1:08.513	+ 0.654	9:44:01.607
6 -	1:12.668	+ 4.809	9:38:19.500	12 -	1:08.943	+ 1.084	9:45:10.550
69	Adrian RUSSELL Caterham 7						
1 -	1:09.587	+ 1.977	9:32:22.363	7 -	1:07.937	+ 0.327	9:39:09.997
2 -	1:08.527	+ 0.917	9:33:30.890	8 -	1:08.236	+ 0.626	9:40:18.233
3 -	1:08.112	+ 0.502	9:34:39.002	9 -	1:08.093	+ 0.483	9:41:26.326
4 -	1:07.630	+ 0.020	9:35:46.632	10 -	1:08.347	+ 0.737	9:42:34.673
5 -	1:07.818	+ 0.208	9:36:54.450	11 -	1:07.875	+ 0.265	9:43:42.548
6 -	1:07.610		9:38:02.060	12 -	1:08.385	+ 0.775	9:44:50.933

Weather / Track : Cloudy / Dry

Silverstone National
Circuit Length = 1.6390 miles
Start: 09:29 End: 09:49

McMillan Motorsport Caterham Graduate Championship (Mega)

RACE 1 - GRID - AMENDED

ROW 13	1:08.785 52 Mike FESEMEYER	1:08.829 54 Peter FRITH
ROW 12	1:08.756 22 Peter MARSH	1:08.770 26 Ian NOBLE
ROW 11	1:08.307 32 Peter NEAL	1:08.600 21 Matt THOMPSON
ROW 10	1:08.074 7 Nick FROST	1:08.173 15 Kim RAYMENT
ROW 9	1:08.053 14 Tim JUMP	1:08.072 36 Jo JAMES
ROW 8	1:08.015 44 Nick PANCISI	1:08.042 9 Robert DRAPER
ROW 7	1:07.859 56 Brett RAY	1:07.869 25 Keith PENNINGTON
ROW 6	1:07.610 69 Adrian RUSSELL	1:07.835 4 Nicholas HARYETT
ROW 5	1:07.570 10 Nigel SMITH	1:07.575 18 George LONGMUIR
ROW 4	1:07.428 33 Darrell WILSON	1:07.472 20 Mick WHITEHEAD
ROW 3	1:07.265 48 Daniel MALKIN	1:07.359 50 Declan DOLAN
ROW 2	1:07.054 30 Mark BRUNNING	1:07.212 5 Martin AMSION
ROW 1	1:06.809 2 Myles PACKMAN	1:07.033 17 Paul MANYWEATHERS
Pole		
		


Silverstone National
Circuit Length = 1.6390 miles

These results are provisional until the conclusion of any judicial and technical matters.

Clerk of Course :		Timekeeper :
-------------------	--	--------------

McMillan Motorsport Caterham Graduate Championship (Mega)

RACE 9 - GRID

ROW 13	1:09.077 52 Mike FESEMEYER	1:09.436 22 Peter MARSH
ROW 12	1:08.977 54 Peter FRITH	1:09.038 21 Matt THOMPSON
ROW 11	1:08.752 32 Peter NEAL	1:08.890 26 Ian NOBLE
ROW 10	1:08.369 36 Jo JAMES	1:08.447 15 Kim RAYMENT
ROW 9	1:08.184 9 Robert DRAPER	1:08.369 14 Tim JUMP
ROW 8	1:08.178 44 Nick PANCISI	1:08.178 25 Keith PENNINGTON
ROW 7	1:08.074 56 Brett RAY	1:08.155 7 Nick FROST
ROW 6	1:07.878 10 Nigel SMITH	1:07.886 4 Nicholas HARYETT
ROW 5	1:07.680 18 George LONGMUIR	1:07.698 50 Declan DOLAN
ROW 4	1:07.630 69 Adrian RUSSELL	1:07.632 33 Darrell WILSON
ROW 3	1:07.551 48 Daniel MALKIN	1:07.618 20 Mick WHITEHEAD
ROW 2	1:07.160 30 Mark BRUNNING	1:07.299 5 Martin AMSION
ROW 1	1:07.049 2 Myles PACKMAN	1:07.142 17 Paul MANYWEATHERS
Pole		
		

Silverstone National
Circuit Length = 1.6390 miles

These results are provisional until the conclusion of any judicial and technical matters.

Clerk of Course :		Timekeeper :
-------------------	--	--------------

MSA British 250cc Long Circuit Kart Championship

FREE PRACTICE - CLASSIFICATION

POS	NO	CL	NAME	ENTRY	TIME	ON	LAPS	GAP	DIFF	MPH
1	01	Div1	Trevor ROBERTS	Anderson / BRC	57.591	5	5			102.45
2	111	250N	Paul PLATT	PVP / Honda	1:00.289	9	10	2.698	2.698	97.86
3	6	250N	Adam UNDERHILL	Raider / Honda	1:00.644	12	14	3.053	0.355	97.29
4	31	250N	Sam MOSS	SGH / Honda	1:00.655	9	12	3.064	0.011	97.27
5	68	250N	Aaron SIFLEET	Anderson / Honda	1:01.055	12	13	3.464	0.400	96.64
6	66	250N	Stephen CLARK	Anderson / Honda	1:01.418	10	12	3.827	0.363	96.06
7	78	250N	Andrew GULLIFORD	Cyclone / KTM	1:02.184	6	11	4.593	0.766	94.88
8	1	125O	Danny BUTLER	F1 / TM	1:03.763	6	6	6.172	1.579	92.53
9	3	125O	Ben WILLSHIRE	Anderson / SGM	1:04.625	5	6	7.034	0.862	91.30
10	4	125O	Louise COLIN	Anderson / Pavesi	1:04.715	10	13	7.124	0.090	91.17
11	41	125O	Simon RUSHFORTH	Spyda / Pavesi	1:06.085	13	13	8.494	1.370	89.28
12	GP	125O	Danny EDWARDS	F1 / TM	1:06.225	5	7	8.634	0.140	89.09
13	15	125O	Lee SMITH	Raider / Pavesi	1:06.357	6	6	8.766	0.132	88.91
14	36	250N	Paul WALLEY	Anderson / Honda	1:06.574	3	5	8.983	0.217	88.62
15	0	125I	Chris NEEDHAM	Intrepid / VM	1:07.015	6	12	9.424	0.441	88.04
16	55	125I	Bruce CRAWLEY	Energy / TM	1:07.087	6	10	9.496	0.072	87.95
17	04	125I	Kevin GRAY	Energy / TM	1:10.107	5	12	12.516	3.020	84.16
18	12	125O	Gary AVRILL	F1 / SGM	1:11.731	9	11	14.140	1.624	82.25
19	14	125O	Gary JAMES	F1 / Pavesi	1:12.034	9	10	14.443	0.303	81.91
20	11	250N	Kevin RIDLEY	Jade / Honda	1:21.566	4	10	23.975	9.532	72.33
21	10	250N	Roy BENNETT	Anderson / Honda		0	0			

Kart 01 - NO TRANSPONDER YOU MUST FIX FOR RACE

Weather / Track : Cloudy / Dry

These results are provisional until the conclusion of any judicial and technical matters.

Silverstone National

Circuit Length = 1.6390 miles

Start: 09:55 End: 10:11

Clerk of Course :		Timekeeper :
-------------------	--	--------------

MSA British 250cc Long Circuit Kart Championship

FREE PRACTICE - LAP ANALYSIS

0	Chris NEEDHAM		125I Intrepid / VM				
1 -	1:14.009	+ 6.994	9:57:13.989	7 -	1:08.257	+ 1.242	10:04:04.219
2 -	1:12.423	+ 5.408	9:58:26.412	8 -	1:07.411	+ 0.396	10:05:11.630
3 -	1:07.475	+ 0.460	9:59:33.887	9 -	1:07.744	+ 0.729	10:06:19.374
4 -	1:07.472	+ 0.457	10:00:41.359	10 -	1:26.639	+ 19.624	10:07:46.013
5 -	1:07.588	+ 0.573	10:01:48.947	11 -	1:40.352	+ 33.337	10:09:26.365
6 -	1:07.015		10:02:55.962	12 -	1:10.015	+ 3.000	10:10:36.380
GP	Danny EDWARDS		125O F1 / TM				
1 -	1:23.678	+ 17.453	9:57:38.247	5 -	1:06.225		10:02:16.099
2 -	1:14.798	+ 8.573	9:58:53.045	6 -	1:06.568	+ 0.343	10:03:22.667
3 -	1:09.376	+ 3.151	10:00:02.421	7 -	1:17.043 P	+ 10.818	10:04:39.710
4 -	1:07.453	+ 1.228	10:01:09.874				
1	Danny BUTLER		125O F1 / TM				
1 -	1:20.639	+ 16.876	9:57:30.081	4 -	1:04.412	+ 0.649	10:00:46.328
2 -	1:07.272	+ 3.509	9:58:37.353	5 -	1:03.974	+ 0.211	10:01:50.302
3 -	1:04.563	+ 0.800	9:59:41.916	6 -	1:03.763		10:02:54.065
01	Trevor ROBERTS		Div1 Anderson / BRC				
1 -	1:09.949	+ 12.358	9:57:02.700	4 -	58.248	+ 0.657	10:02:29.336
2 -	3:29.643	+ 2:32.052	10:00:32.343	5 -	57.591		10:03:26.927
3 -	58.745	+ 1.154	10:01:31.088				
3	Ben WILLSHIRE		125O Anderson / SGM				
1 -	1:14.913	+ 10.288	9:57:12.922	4 -	1:05.594	+ 0.969	10:00:37.292
2 -	1:11.185	+ 6.560	9:58:24.107	5 -	1:04.625		10:01:41.917
3 -	1:07.591	+ 2.966	9:59:31.698	6 -	1:16.372 P	+ 11.747	10:02:58.289
04	Kevin GRAY		125I Energy / TM				
1 -	1:20.829	+ 10.722	9:57:38.491	7 -	1:11.423	+ 1.316	10:04:43.101
2 -	1:11.442	+ 1.335	9:58:49.933	8 -	1:10.963	+ 0.856	10:05:54.064
3 -	1:10.683	+ 0.576	10:00:00.616	9 -	1:10.852	+ 0.745	10:07:04.916
4 -	1:10.388	+ 0.281	10:01:11.004	10 -	1:10.555	+ 0.448	10:08:15.471
5 -	1:10.107		10:02:21.111	11 -	1:10.851	+ 0.744	10:09:26.322
6 -	1:10.567	+ 0.460	10:03:31.678	12 -	1:10.721	+ 0.614	10:10:37.043
4	Louise COLIN		125O Anderson / Pavesi				
1 -	1:08.672	+ 3.957	9:57:06.184	8 -	1:04.895	+ 0.180	10:04:46.644
2 -	1:06.273	+ 1.558	9:58:12.457	9 -	1:05.154	+ 0.439	10:05:51.798
3 -	1:05.524	+ 0.809	9:59:17.981	10 -	1:04.715		10:06:56.513
4 -	1:06.068	+ 1.353	10:00:24.049	11 -	1:05.296	+ 0.581	10:08:01.809
5 -	1:06.073	+ 1.358	10:01:30.122	12 -	1:04.799	+ 0.084	10:09:06.608
6 -	1:05.352	+ 0.637	10:02:35.474	13 -	1:10.012 P	+ 5.297	10:10:16.620
7 -	1:06.275	+ 1.560	10:03:41.749				
6	Adam UNDERHILL		250N Raider / Honda				
1 -	1:07.904	+ 7.260	9:57:20.851	8 -	1:03.451	+ 2.807	10:04:45.534
2 -	1:05.781	+ 5.137	9:58:26.632	9 -	1:01.204	+ 0.560	10:05:46.738
3 -	1:03.688	+ 3.044	9:59:30.320	10 -	1:01.313	+ 0.669	10:06:48.051
4 -	1:03.457	+ 2.813	10:00:33.777	11 -	1:01.099	+ 0.455	10:07:49.150
5 -	1:04.682	+ 4.038	10:01:38.459	12 -	1:00.644		10:08:49.794
6 -	1:00.810	+ 0.166	10:02:39.269	13 -	1:02.417	+ 1.773	10:09:52.211
7 -	1:02.814	+ 2.170	10:03:42.083	14 -	1:00.975	+ 0.331	10:10:53.186
10	Roy BENNETT		250N Anderson / Honda				
11	Kevin RIDLEY		250N Jade / Honda				
1 -	1:32.828	+ 11.262	9:57:42.594	6 -	1:30.300	+ 8.734	10:04:49.389
2 -	1:28.374	+ 6.808	9:59:10.968	7 -	1:36.253	+ 14.687	10:06:25.642

Kart 01 - NO TRANSPONDER YOU MUST FIX FOR RACE

Weather / Track : Cloudy / Dry

Silverstone National
Circuit Length = 1.6390 miles
Start: 09:55 End: 10:11

MSA British 250cc Long Circuit Kart Championship
FREE PRACTICE - LAP ANALYSIS

3 -	1:24.873	+ 3.307	10:00:35.841	8 -	1:27.190	+ 5.624	10:07:52.832
4 -	1:21.566		10:01:57.407	9 -	1:25.528	+ 3.962	10:09:18.360
5 -	1:21.682	+ 0.116	10:03:19.089	10 -	1:39.330 P	+ 17.764	10:10:57.690
12	Gary AVRILL 125O F1 / SGM						
1 -	1:57.546	+ 45.815	9:58:30.568	7 -	1:13.029	+ 1.298	10:06:11.240
2 -	1:30.545	+ 18.814	10:00:01.113	8 -	1:13.046	+ 1.315	10:07:24.286
3 -	1:16.449	+ 4.718	10:01:17.562	9 -	1:11.731		10:08:36.017
4 -	1:15.575	+ 3.844	10:02:33.137	10 -	1:17.574	+ 5.843	10:09:53.591
5 -	1:13.051	+ 1.320	10:03:46.188	11 -	1:13.112	+ 1.381	10:11:06.703
6 -	1:12.023	+ 0.292	10:04:58.211				
14	Gary JAMES 125O F1 / Pavesi						
1 -	2:39.477	+ 1:27.443	9:58:46.461	6 -	1:12.286	+ 0.252	10:04:59.413
2 -	1:18.479	+ 6.445	10:00:04.940	7 -	1:12.338	+ 0.304	10:06:11.751
3 -	1:16.152	+ 4.118	10:01:21.092	8 -	1:12.091	+ 0.057	10:07:23.842
4 -	1:13.091	+ 1.057	10:02:34.183	9 -	1:12.034		10:08:35.876
5 -	1:12.944	+ 0.910	10:03:47.127	10 -	1:17.492 P	+ 5.458	10:09:53.368
15	Lee SMITH 125O Raider / Pavesi						
1 -	1:22.552	+ 16.195	9:57:32.286	4 -	1:10.051	+ 3.694	10:01:03.106
2 -	1:12.085	+ 5.728	9:58:44.371	5 -	1:06.484	+ 0.127	10:02:09.590
3 -	1:08.684	+ 2.327	9:59:53.055	6 -	1:06.357		10:03:15.947
31	Sam MOSS 250N SGH / Honda						
1 -	1:10.861	+ 10.206	9:57:03.279	7 -	1:01.457	+ 0.802	10:03:15.650
2 -	1:05.460	+ 4.805	9:58:08.739	8 -	1:00.925	+ 0.270	10:04:16.575
3 -	1:01.381	+ 0.726	9:59:10.120	9 -	1:00.655		10:05:17.230
4 -	1:01.350	+ 0.695	10:00:11.470	10 -	1:01.501	+ 0.846	10:06:18.731
5 -	1:01.310	+ 0.655	10:01:12.780	11 -	1:00.809	+ 0.154	10:07:19.540
6 -	1:01.413	+ 0.758	10:02:14.193	12 -	1:23.035 P	+ 22.380	10:08:42.575
36	Paul WALLEY 250N Anderson / Honda						
1 -	1:14.414	+ 7.840	9:57:15.551	4 -	1:10.355	+ 3.781	10:00:45.146
2 -	1:12.666	+ 6.092	9:58:28.217	5 -	1:18.323 P	+ 11.749	10:02:03.469
3 -	1:06.574		9:59:34.791				
41	Simon RUSHFORTH 125O Spyda / Pavesi						
1 -	1:16.438	+ 10.353	9:57:19.450	8 -	1:07.049	+ 0.964	10:05:17.719
2 -	1:10.982	+ 4.897	9:58:30.432	9 -	1:06.502	+ 0.417	10:06:24.221
3 -	1:10.686	+ 4.601	9:59:41.118	10 -	1:06.832	+ 0.747	10:07:31.053
4 -	1:07.450	+ 1.365	10:00:48.568	11 -	1:07.340	+ 1.255	10:08:38.393
5 -	1:07.601	+ 1.516	10:01:56.169	12 -	1:06.692	+ 0.607	10:09:45.085
6 -	1:07.021	+ 0.936	10:03:03.190	13 -	1:06.085		10:10:51.170
7 -	1:07.480	+ 1.395	10:04:10.670				
55	Bruce CRAWLEY 125I Energy / TM						
1 -	1:15.201	+ 8.114	9:57:19.909	6 -	1:07.087		10:03:03.397
2 -	1:10.667	+ 3.580	9:58:30.576	7 -	1:08.798	+ 1.711	10:04:12.195
3 -	1:09.281	+ 2.194	9:59:39.857	8 -	1:07.625	+ 0.538	10:05:19.820
4 -	1:07.914	+ 0.827	10:00:47.771	9 -	1:20.888 P	+ 13.801	10:06:40.708
5 -	1:08.539	+ 1.452	10:01:56.310	10 -	1:57.437 P	+ 50.350	10:08:38.145
66	Stephen CLARK 250N Anderson / Honda						
1 -	1:12.149	+ 10.731	9:57:19.113	7 -	2:57.816	+ 1:56.398	10:05:40.437
2 -	1:06.836	+ 5.418	9:58:25.949	8 -	1:02.317	+ 0.899	10:06:42.754
3 -	1:03.926	+ 2.508	9:59:29.875	9 -	1:02.413	+ 0.995	10:07:45.167
4 -	1:03.681	+ 2.263	10:00:33.556	10 -	1:01.418		10:08:46.585
5 -	1:02.268	+ 0.850	10:01:35.824	11 -	1:01.649	+ 0.231	10:09:48.234
6 -	1:06.797 P	+ 5.379	10:02:42.621	12 -	1:02.443	+ 1.025	10:10:50.677

Kart 01 - NO TRANSPONDER YOU MUST FIX FOR RACE

Weather / Track : Cloudy / Dry

Silverstone National
Circuit Length = 1.6390 miles
Start: 09:55 End: 10:11

MSA British 250cc Long Circuit Kart Championship
FREE PRACTICE - LAP ANALYSIS

68	Aaron SIFLEET		250N Anderson / Honda				
1 -	1:13.138	+ 12.083	9:57:11.275	8 -	1:04.729	+ 3.674	10:04:58.524
2 -	1:08.914	+ 7.859	9:58:20.189	9 -	1:02.443	+ 1.388	10:06:00.967
3 -	1:11.602	+ 10.547	9:59:31.791	10 -	1:01.663	+ 0.608	10:07:02.630
4 -	1:07.065	+ 6.010	10:00:38.856	11 -	1:04.396	+ 3.341	10:08:07.026
5 -	1:06.252	+ 5.197	10:01:45.108	12 -	1:01.055		10:09:08.081
6 -	1:06.167	+ 5.112	10:02:51.275	13 -	1:06.904 P	+ 5.849	10:10:14.985
7 -	1:02.520	+ 1.465	10:03:53.795				
78	Andrew GULLIFORD		250N Cyclone / KTM				
1 -	1:09.080	+ 6.896	9:57:21.805	7 -	1:03.117	+ 0.933	10:03:41.389
2 -	1:06.008	+ 3.824	9:58:27.813	8 -	1:11.691 P	+ 9.507	10:04:53.080
3 -	1:02.676	+ 0.492	9:59:30.489	9 -	3:44.811	+ 2:42.627	10:08:37.891
4 -	1:03.025	+ 0.841	10:00:33.514	10 -	1:02.976	+ 0.792	10:09:40.867
5 -	1:02.574	+ 0.390	10:01:36.088	11 -	1:05.145	+ 2.961	10:10:46.012
6 -	1:02.184		10:02:38.272				
111	Paul PLATT		250N PVP / Honda				
1 -	1:06.660	+ 6.371	9:57:03.940	6 -	1:00.685	+ 0.396	10:06:18.664
2 -	1:03.332	+ 3.043	9:58:07.272	7 -	1:00.529	+ 0.240	10:07:19.193
3 -	1:04.046 P	+ 3.757	9:59:11.318	8 -	1:00.558	+ 0.269	10:08:19.751
4 -	5:05.481	+ 4:05.192	10:04:16.799	9 -	1:00.289		10:09:20.040
5 -	1:01.180	+ 0.891	10:05:17.979	10 -	1:10.533	+ 10.244	10:10:30.573

Kart 01 - NO TRANSPONDER YOU MUST FIX FOR RACE

Weather / Track : Cloudy / Dry

Silverstone National
 Circuit Length = 1.6390 miles
 Start: 09:55 End: 10:11

McMillan Motorsport Caterham Graduate Championship (Super & Sigma)

QUALIFYING - RACE 3 - CLASSIFICATION

POS	NO	CL	NAME	ENTRY	TIME	ON	LAPS	GAP	DIFF	MPH
1	105		Neil SHINNER	Caterham 7	1:07.798	4	12			87.02
2	104		Dylan STANLEY	Caterham 7	1:07.927	4	12	0.129	0.129	86.86
3	109		Toby BRIANT	Caterham 7	1:08.152	8	12	0.354	0.225	86.57
4	151		Luke TZOUROU	Caterham 7	1:08.184	11	12	0.386	0.032	86.53
5	107		Andy SKINNER	Caterham 7	1:08.296	10	12	0.498	0.112	86.39
6	102		Jamie WARING	Caterham 7	1:08.421	8	12	0.623	0.125	86.23
7	166		Charles ELLIOTT	Caterham 7	1:08.755	4	12	0.957	0.334	85.81
8	124		Reece SOMERFIELD	Caterham 7	1:08.876	11	12	1.078	0.121	85.66
9	108		Gareth CORDLEY	Caterham 7	1:08.879	7	12	1.081	0.003	85.66
10	177		Ian ANDERSON	Caterham 7	1:08.889	5	12	1.091	0.010	85.65
11	130		Jonathan MILLER	Caterham 7	1:08.908	6	12	1.110	0.019	85.62
12	133		Andrew REDD	Caterham 7	1:08.994	4	11	1.196	0.086	85.51
13	112		Steve HUMPHREYS	Caterham 7	1:09.237	9	12	1.439	0.243	85.21
14	125		Stephen HIRONS	Caterham 7	1:09.332	6	12	1.534	0.095	85.10
15	139		Mark GREGORY	Caterham 7	1:09.392	12	12	1.594	0.060	85.02
16	128		Martin KAY	Caterham 7	1:09.439	5	12	1.641	0.047	84.97
17	167		Stephen CAPSEY	Caterham 7	1:09.529	7	11	1.731	0.090	84.86
18	161		Chris ROME	Caterham 7	1:09.620	5	11	1.822	0.091	84.75
19	122		Roger FORD	Caterham 7	1:09.646	9	12	1.848	0.026	84.71
20	174		Simon PASHLEY	Caterham 7	1:09.647	7	12	1.849	0.001	84.71
21	111		Yolande HUMPHREYS	Caterham 7	1:09.659	11	12	1.861	0.012	84.70
22	131		Rob WINROW	Caterham 7	1:09.695	10	11	1.897	0.036	84.65
23	123		Martin GEE	Caterham 7	1:09.753	6	11	1.955	0.058	84.58
24	173		Ian DYBLE	Caterham 7	1:09.777	5	12	1.979	0.024	84.56
25	178		Peter MULLINEUX	Caterham 7	1:09.817	4	11	2.019	0.040	84.51
26	114		Duncan LEWIS	Caterham 7	1:09.848	5	8	2.050	0.031	84.47
27	117		Chris WILLIAMS	Caterham 7	1:09.950	11	11	2.152	0.102	84.35
28	116		James BATCHELOR	Caterham 7	1:09.993	10	11	2.195	0.043	84.29
29	113		Sean MIGHALL	Caterham 7	1:10.195	11	12	2.397	0.202	84.05
30	169		Barry WHITE	Caterham 7	1:10.708	10	11	2.910	0.513	83.44
31	172		John GIL	Caterham 7	1:11.582	11	11	3.784	0.874	82.42
32	165		Simon DAVEY	Caterham 7	1:11.604	5	10	3.806	0.022	82.40
33	191		Christopher SHACKLETON	Caterham 7	1:11.960	11	11	4.162	0.356	81.99
34	192		Bill SCOTT	Caterham 7	1:12.676	10	11	4.878	0.716	81.18
35	193		Richard EVERARD	Caterham 7	1:12.977	8	11	5.179	0.301	80.85
36	199		Nick DYER	Caterham 7	1:13.689	9	11	5.891	0.712	80.07

CAR 117 - TRANSPONDER NOT WORKING YOU MUST FIX FOR RACE MSA REGULATION Q.12.1.2

Silverstone National
Circuit Length = 1.6390 miles
Start: 10:17 End: 10:34

Weather / Track : Cloudy / Dry
These results are provisional until the conclusion of any judicial and technical matters.

Clerk of Course :		Timekeeper :
-------------------	--	--------------

McMillan Motorsport Caterham Graduate Championship (Super & Sigma)

QUALIFYING - RACE 3 - LAP ANALYSIS

102	Jamie WARING			Caterham 7			
1 -	1:10.301	+ 1.880	10:20:25.003	7 -	1:09.208	+ 0.787	10:27:22.303
2 -	1:09.652	+ 1.231	10:21:34.655	8 -	1:08.421		10:28:30.724
3 -	1:09.840	+ 1.419	10:22:44.495	9 -	1:08.802	+ 0.381	10:29:39.526
4 -	1:09.541	+ 1.120	10:23:54.036	10 -	1:08.923	+ 0.502	10:30:48.449
5 -	1:09.449	+ 1.028	10:25:03.485	11 -	1:10.172	+ 1.751	10:31:58.621
6 -	1:09.610	+ 1.189	10:26:13.095	12 -	1:08.782	+ 0.361	10:33:07.403
104	Dylan STANLEY			Caterham 7			
1 -	1:09.461	+ 1.534	10:20:03.392	7 -	1:09.374	+ 1.447	10:26:57.461
2 -	1:09.144	+ 1.217	10:21:12.536	8 -	1:08.476	+ 0.549	10:28:05.937
3 -	1:08.569	+ 0.642	10:22:21.105	9 -	1:08.963	+ 1.036	10:29:14.900
4 -	1:07.927		10:23:29.032	10 -	1:08.038	+ 0.111	10:30:22.938
5 -	1:08.381	+ 0.454	10:24:37.413	11 -	1:09.003	+ 1.076	10:31:31.941
6 -	1:10.674	+ 2.747	10:25:48.087	12 -	1:07.992	+ 0.065	10:32:39.933
105	Neil SHINNER			Caterham 7			
1 -	1:09.538	+ 1.740	10:20:05.314	7 -	1:09.493	+ 1.695	10:26:56.527
2 -	1:08.454	+ 0.656	10:21:13.768	8 -	1:09.267	+ 1.469	10:28:05.794
3 -	1:08.367	+ 0.569	10:22:22.135	9 -	1:08.839	+ 1.041	10:29:14.633
4 -	1:07.798		10:23:29.933	10 -	1:08.436	+ 0.638	10:30:23.069
5 -	1:07.837	+ 0.039	10:24:37.770	11 -	1:08.735	+ 0.937	10:31:31.804
6 -	1:09.264	+ 1.466	10:25:47.034	12 -	1:08.579	+ 0.781	10:32:40.383
107	Andy SKINNER			Caterham 7			
1 -	1:12.379	+ 4.083	10:20:01.084	7 -	1:09.589	+ 1.293	10:26:57.047
2 -	1:09.823	+ 1.527	10:21:10.907	8 -	1:09.454	+ 1.158	10:28:06.501
3 -	1:09.280	+ 0.984	10:22:20.187	9 -	1:08.914	+ 0.618	10:29:15.415
4 -	1:09.134	+ 0.838	10:23:29.321	10 -	1:08.296		10:30:23.711
5 -	1:08.792	+ 0.496	10:24:38.113	11 -	1:08.738	+ 0.442	10:31:32.449
6 -	1:09.345	+ 1.049	10:25:47.458	12 -	1:08.547	+ 0.251	10:32:40.996
108	Gareth CORDLEY			Caterham 7			
1 -	1:11.137	+ 2.258	10:20:11.003	7 -	1:08.879		10:27:07.417
2 -	1:10.100	+ 1.221	10:21:21.103	8 -	1:10.672	+ 1.793	10:28:18.089
3 -	1:09.660	+ 0.781	10:22:30.763	9 -	1:10.074	+ 1.195	10:29:28.163
4 -	1:09.314	+ 0.435	10:23:40.077	10 -	1:10.184	+ 1.305	10:30:38.347
5 -	1:09.572	+ 0.693	10:24:49.649	11 -	1:09.787	+ 0.908	10:31:48.134
6 -	1:08.889	+ 0.010	10:25:58.538	12 -	1:09.261	+ 0.382	10:32:57.395
109	Toby BRIANT			Caterham 7			
1 -	1:10.812	+ 2.660	10:20:19.397	7 -	1:16.995	+ 8.843	10:27:22.618
2 -	1:09.492	+ 1.340	10:21:28.889	8 -	1:08.152		10:28:30.770
3 -	1:08.599	+ 0.447	10:22:37.488	9 -	1:08.913	+ 0.761	10:29:39.683
4 -	1:09.396	+ 1.244	10:23:46.884	10 -	1:08.776	+ 0.624	10:30:48.459
5 -	1:09.324	+ 1.172	10:24:56.208	11 -	1:10.101	+ 1.949	10:31:58.560
6 -	1:09.415	+ 1.263	10:26:05.623	12 -	1:09.144	+ 0.992	10:33:07.704
111	Yolande HUMPHREYS			Caterham 7			
1 -	1:12.205	+ 2.546	10:19:58.758	7 -	1:10.803	+ 1.144	10:27:04.612
2 -	1:12.455	+ 2.796	10:21:11.213	8 -	1:12.299	+ 2.640	10:28:16.911
3 -	1:10.773	+ 1.114	10:22:21.986	9 -	1:11.101	+ 1.442	10:29:28.012
4 -	1:10.131	+ 0.472	10:23:32.117	10 -	1:11.259	+ 1.600	10:30:39.271
5 -	1:09.994	+ 0.335	10:24:42.111	11 -	1:09.659		10:31:48.930
6 -	1:11.698	+ 2.039	10:25:53.809	12 -	1:09.780	+ 0.121	10:32:58.710
112	Steve HUMPHREYS			Caterham 7			
1 -	1:10.596	+ 1.359	10:19:55.167	7 -	1:10.394	+ 1.157	10:26:57.285
2 -	1:10.302	+ 1.065	10:21:05.469	8 -	1:09.953	+ 0.716	10:28:07.238
3 -	1:10.039	+ 0.802	10:22:15.508	9 -	1:09.237		10:29:16.475
4 -	1:10.259	+ 1.022	10:23:25.767	10 -	1:09.745	+ 0.508	10:30:26.220
5 -	1:10.493	+ 1.256	10:24:36.260	11 -	1:09.491	+ 0.254	10:31:35.711

CAR 117 - TRANSPONDER NOT WORKING YOU MUST FIX FOR RACE MSA REGULATION Q.12.1.2

Weather / Track : Cloudy / Dry

Silverstone National
Circuit Length = 1.6390 miles
Start: 10:17 End: 10:34

McMillan Motorsport Caterham Graduate Championship (Super & Sigma)

QUALIFYING - RACE 3 - LAP ANALYSIS

6 -	1:10.631	+ 1.394	10:25:46.891	12 -	1:09.838	+ 0.601	10:32:45.549
113	Sean MIGHALL			Caterham 7			
1 -	1:12.449	+ 2.254	10:19:57.170	7 -	1:11.741	+ 1.546	10:27:04.735
2 -	1:11.739	+ 1.544	10:21:08.909	8 -	1:11.808	+ 1.613	10:28:16.543
3 -	1:11.301	+ 1.106	10:22:20.210	9 -	1:12.113	+ 1.918	10:29:28.656
4 -	1:11.446	+ 1.251	10:23:31.656	10 -	1:11.175	+ 0.980	10:30:39.831
5 -	1:10.270	+ 0.075	10:24:41.926	11 -	1:10.195		10:31:50.026
6 -	1:11.068	+ 0.873	10:25:52.994	12 -	1:10.226	+ 0.031	10:33:00.252
114	Duncan LEWIS			Caterham 7			
1 -	1:11.566	+ 1.718	10:24:08.339	5 -	1:09.848		10:28:50.727
2 -	1:11.814	+ 1.966	10:25:20.153	6 -	1:18.629	+ 8.781	10:30:09.356
3 -	1:10.531	+ 0.683	10:26:30.684	7 -	1:10.099	+ 0.251	10:31:19.455
4 -	1:10.195	+ 0.347	10:27:40.879	8 -	1:10.001	+ 0.153	10:32:29.456
116	James BATCHELOR			Caterham 7			
1 -	1:17.476	+ 7.483	10:20:51.723	7 -	1:12.074	+ 2.081	10:28:08.840
2 -	1:14.346	+ 4.353	10:22:06.069	8 -	1:12.152	+ 2.159	10:29:20.992
3 -	1:12.918	+ 2.925	10:23:18.987	9 -	1:12.089	+ 2.096	10:30:33.081
4 -	1:12.300	+ 2.307	10:24:31.287	10 -	1:09.993		10:31:43.074
5 -	1:13.105	+ 3.112	10:25:44.392	11 -	1:10.282	+ 0.289	10:32:53.356
6 -	1:12.374	+ 2.381	10:26:56.766				
117	Chris WILLIAMS			Caterham 7			
1 -	1:17.141	+ 7.191	10:20:51.841	7 -	1:10.865	+ 0.915	10:27:58.850
2 -	1:11.637	+ 1.687	10:22:03.478	8 -	1:10.528	+ 0.578	10:29:09.378
3 -	1:11.298	+ 1.348	10:23:14.776	9 -	1:10.508	+ 0.558	10:30:19.886
4 -	1:10.704	+ 0.754	10:24:25.480	10 -	1:10.447	+ 0.497	10:31:30.333
5 -	1:11.377	+ 1.427	10:25:36.857	11 -	1:09.950		10:32:40.283
6 -	1:11.128	+ 1.178	10:26:47.985				
122	Roger FORD			Caterham 7			
1 -	1:12.332	+ 2.686	10:19:59.911	7 -	1:10.559	+ 0.913	10:27:02.116
2 -	1:10.595	+ 0.949	10:21:10.506	8 -	1:10.555	+ 0.909	10:28:12.671
3 -	1:10.605	+ 0.959	10:22:21.111	9 -	1:09.646		10:29:22.317
4 -	1:10.057	+ 0.411	10:23:31.168	10 -	1:10.152	+ 0.506	10:30:32.469
5 -	1:10.008	+ 0.362	10:24:41.176	11 -	1:09.720	+ 0.074	10:31:42.189
6 -	1:10.381	+ 0.735	10:25:51.557	12 -	1:10.052	+ 0.406	10:32:52.241
123	Martin GEE			Caterham 7			
1 -	1:12.953	+ 3.200	10:20:33.406	7 -	1:10.517	+ 0.764	10:27:35.578
2 -	1:11.027	+ 1.274	10:21:44.433	8 -	1:10.098	+ 0.345	10:28:45.676
3 -	1:10.593	+ 0.840	10:22:55.026	9 -	1:09.879	+ 0.126	10:29:55.555
4 -	1:10.071	+ 0.318	10:24:05.097	10 -	1:10.423	+ 0.670	10:31:05.978
5 -	1:10.211	+ 0.458	10:25:15.308	11 -	1:10.442	+ 0.689	10:32:16.420
6 -	1:09.753		10:26:25.061				
124	Reece SOMERFIELD			Caterham 7			
1 -	1:11.364	+ 2.488	10:20:26.558	7 -	1:09.524	+ 0.648	10:27:25.026
2 -	1:09.826	+ 0.950	10:21:36.384	8 -	1:09.428	+ 0.552	10:28:34.454
3 -	1:09.742	+ 0.866	10:22:46.126	9 -	1:09.641	+ 0.765	10:29:44.095
4 -	1:09.899	+ 1.023	10:23:56.025	10 -	1:09.573	+ 0.697	10:30:53.668
5 -	1:09.491	+ 0.615	10:25:05.516	11 -	1:08.876		10:32:02.544
6 -	1:09.986	+ 1.110	10:26:15.502	12 -	1:09.558	+ 0.682	10:33:12.102
125	Stephen HIRONS			Caterham 7			
1 -	1:14.316	+ 4.984	10:20:14.015	7 -	1:10.018	+ 0.686	10:27:18.142
2 -	1:13.373	+ 4.041	10:21:27.388	8 -	1:10.789	+ 1.457	10:28:28.931
3 -	1:11.420	+ 2.088	10:22:38.808	9 -	1:10.340	+ 1.008	10:29:39.271
4 -	1:10.444	+ 1.112	10:23:49.252	10 -	1:11.983	+ 2.651	10:30:51.254
5 -	1:09.540	+ 0.208	10:24:58.792	11 -	1:09.649	+ 0.317	10:32:00.903
6 -	1:09.332		10:26:08.124	12 -	1:11.102	+ 1.770	10:33:12.005

CAR 117 - TRANSPONDER NOT WORKING YOU MUST FIX FOR RACE MSA REGULATION Q.12.1.2

Weather / Track : Cloudy / Dry

Silverstone National
Circuit Length = 1.6390 miles
Start: 10:17 End: 10:34

McMillan Motorsport Caterham Graduate Championship (Super & Sigma)

QUALIFYING - RACE 3 - LAP ANALYSIS

128	Martin KAY		Caterham 7				
1 -	1:11.939	+ 2.500	10:20:17.651	7 -	1:10.949	+ 1.510	10:27:19.802
2 -	1:11.786	+ 2.347	10:21:29.437	8 -	1:10.596	+ 1.157	10:28:30.398
3 -	1:10.542	+ 1.103	10:22:39.979	9 -	1:11.035	+ 1.596	10:29:41.433
4 -	1:09.908	+ 0.469	10:23:49.887	10 -	1:10.272	+ 0.833	10:30:51.705
5 -	1:09.439		10:24:59.326	11 -	1:10.095	+ 0.656	10:32:01.800
6 -	1:09.527	+ 0.088	10:26:08.853	12 -	1:11.574	+ 2.135	10:33:13.374
130	Jonathan MILLER		Caterham 7				
1 -	1:11.949	+ 3.041	10:20:04.856	7 -	1:10.273	+ 1.365	10:27:02.652
2 -	1:10.069	+ 1.161	10:21:14.925	8 -	1:09.565	+ 0.657	10:28:12.217
3 -	1:09.796	+ 0.888	10:22:24.721	9 -	1:09.622	+ 0.714	10:29:21.839
4 -	1:09.418	+ 0.510	10:23:34.139	10 -	1:09.662	+ 0.754	10:30:31.501
5 -	1:09.332	+ 0.424	10:24:43.471	11 -	1:09.351	+ 0.443	10:31:40.852
6 -	1:08.908		10:25:52.379	12 -	1:09.707	+ 0.799	10:32:50.559
131	Rob WINROW		Caterham 7				
1 -	1:13.921	+ 4.226	10:20:25.877	7 -	1:09.823	+ 0.128	10:27:30.251
2 -	1:11.991	+ 2.296	10:21:37.868	8 -	1:09.945	+ 0.250	10:28:40.196
3 -	1:10.649	+ 0.954	10:22:48.517	9 -	1:09.933	+ 0.238	10:29:50.129
4 -	1:10.668	+ 0.973	10:23:59.185	10 -	1:09.695		10:30:59.824
5 -	1:11.380	+ 1.685	10:25:10.565	11 -	1:10.125	+ 0.430	10:32:09.949
6 -	1:09.863	+ 0.168	10:26:20.428				
133	Andrew REDD		Caterham 7				
1 -	1:12.493	+ 3.499	10:20:26.238	7 -	1:09.575	+ 0.581	10:27:28.724
2 -	1:13.273	+ 4.279	10:21:39.511	8 -	1:09.617	+ 0.623	10:28:38.341
3 -	1:09.511	+ 0.517	10:22:49.022	9 -	1:09.820	+ 0.826	10:29:48.161
4 -	1:08.994		10:23:58.016	10 -	1:09.645	+ 0.651	10:30:57.806
5 -	1:11.419	+ 2.425	10:25:09.435	11 -	1:09.568	+ 0.574	10:32:07.374
6 -	1:09.714	+ 0.720	10:26:19.149				
139	Mark GREGORY		Caterham 7				
1 -	1:12.975	+ 3.583	10:20:03.354	7 -	1:09.813	+ 0.421	10:27:06.228
2 -	1:12.280	+ 2.888	10:21:15.634	8 -	1:11.606	+ 2.214	10:28:17.834
3 -	1:10.532	+ 1.140	10:22:26.166	9 -	1:09.948	+ 0.556	10:29:27.782
4 -	1:10.203	+ 0.811	10:23:36.369	10 -	1:10.774	+ 1.382	10:30:38.556
5 -	1:10.128	+ 0.736	10:24:46.497	11 -	1:10.250	+ 0.858	10:31:48.806
6 -	1:09.918	+ 0.526	10:25:56.415	12 -	1:09.392		10:32:58.198
151	Luke TZOUROU		Caterham 7				
1 -	1:11.087	+ 2.903	10:20:26.668	7 -	1:08.911	+ 0.727	10:27:21.789
2 -	1:10.437	+ 2.253	10:21:37.105	8 -	1:09.466	+ 1.282	10:28:31.255
3 -	1:09.062	+ 0.878	10:22:46.167	9 -	1:08.792	+ 0.608	10:29:40.047
4 -	1:09.110	+ 0.926	10:23:55.277	10 -	1:08.474	+ 0.290	10:30:48.521
5 -	1:08.348	+ 0.164	10:25:03.625	11 -	1:08.184		10:31:56.705
6 -	1:09.253	+ 1.069	10:26:12.878	12 -	1:09.891	+ 1.707	10:33:06.596
161	Chris ROME		Caterham 7				
1 -	1:13.178	+ 3.558	10:19:59.535	7 -	1:12.070	+ 2.450	10:27:03.517
2 -	1:10.775	+ 1.155	10:21:10.310	8 -	1:16.738 P	+ 7.118	10:28:20.255
3 -	1:11.375	+ 1.755	10:22:21.685	9 -	1:39.606	+ 29.986	10:29:59.861
4 -	1:10.183	+ 0.563	10:23:31.868	10 -	1:10.287	+ 0.667	10:31:10.148
5 -	1:09.620		10:24:41.488	11 -	1:09.852	+ 0.232	10:32:20.000
6 -	1:09.959	+ 0.339	10:25:51.447				
165	Simon DAVEY		Caterham 7				
1 -	1:13.844	+ 2.240	10:22:16.789	6 -	1:12.629	+ 1.025	10:28:17.971
2 -	1:12.346	+ 0.742	10:23:29.135	7 -	1:14.020	+ 2.416	10:29:31.991
3 -	1:11.908	+ 0.304	10:24:41.043	8 -	1:12.397	+ 0.793	10:30:44.388
4 -	1:12.695	+ 1.091	10:25:53.738	9 -	1:11.981	+ 0.377	10:31:56.369
5 -	1:11.604		10:27:05.342	10 -	1:16.811	+ 5.207	10:33:13.180

CAR 117 - TRANSPONDER NOT WORKING YOU MUST FIX FOR RACE MSA REGULATION Q.12.1.2

Weather / Track : Cloudy / Dry

Silverstone National
Circuit Length = 1.6390 miles
Start: 10:17 End: 10:34

McMillan Motorsport Caterham Graduate Championship (Super & Sigma)

QUALIFYING - RACE 3 - LAP ANALYSIS

166	Charles ELLIOTT		Caterham 7				
1 -	1:10.890	+ 2.135	10:20:12.077	7 -	1:09.234	+ 0.479	10:27:07.916
2 -	1:09.991	+ 1.236	10:21:22.068	8 -	1:10.807	+ 2.052	10:28:18.723
3 -	1:09.359	+ 0.604	10:22:31.427	9 -	1:10.464	+ 1.709	10:29:29.187
4 -	1:08.755		10:23:40.182	10 -	1:09.797	+ 1.042	10:30:38.984
5 -	1:09.675	+ 0.920	10:24:49.857	11 -	1:09.515	+ 0.760	10:31:48.499
6 -	1:08.825	+ 0.070	10:25:58.682	12 -	1:08.781	+ 0.026	10:32:57.280
167	Stephen CAPSEY		Caterham 7				
1 -	1:13.407	+ 3.878	10:20:21.238	7 -	1:09.529		10:27:25.420
2 -	1:12.157	+ 2.628	10:21:33.395	8 -	1:11.305	+ 1.776	10:28:36.725
3 -	1:10.954	+ 1.425	10:22:44.349	9 -	1:10.716	+ 1.187	10:29:47.441
4 -	1:10.496	+ 0.967	10:23:54.845	10 -	1:11.433	+ 1.904	10:30:58.874
5 -	1:10.261	+ 0.732	10:25:05.106	11 -	1:10.147	+ 0.618	10:32:09.021
6 -	1:10.785	+ 1.256	10:26:15.891				
169	Barry WHITE		Caterham 7				
1 -	1:14.126	+ 3.418	10:20:20.316	7 -	1:12.456	+ 1.748	10:27:33.509
2 -	1:14.051	+ 3.343	10:21:34.367	8 -	1:11.430	+ 0.722	10:28:44.939
3 -	1:12.664	+ 1.956	10:22:47.031	9 -	1:11.738	+ 1.030	10:29:56.677
4 -	1:10.746	+ 0.038	10:23:57.777	10 -	1:10.708		10:31:07.385
5 -	1:12.231	+ 1.523	10:25:10.008	11 -	1:11.323	+ 0.615	10:32:18.708
6 -	1:11.045	+ 0.337	10:26:21.053				
172	John GIL		Caterham 7				
1 -	1:14.259	+ 2.677	10:20:24.337	7 -	1:11.915	+ 0.333	10:27:37.816
2 -	1:13.125	+ 1.543	10:21:37.462	8 -	1:12.041	+ 0.459	10:28:49.857
3 -	1:12.925	+ 1.343	10:22:50.387	9 -	1:12.810	+ 1.228	10:30:02.667
4 -	1:11.639	+ 0.057	10:24:02.026	10 -	1:12.322	+ 0.740	10:31:14.989
5 -	1:11.906	+ 0.324	10:25:13.932	11 -	1:11.582		10:32:26.571
6 -	1:11.969	+ 0.387	10:26:25.901				
173	Ian DYBLE		Caterham 7				
1 -	1:12.043	+ 2.266	10:20:13.812	7 -	1:10.083	+ 0.306	10:27:18.484
2 -	1:11.734	+ 1.957	10:21:25.546	8 -	1:09.992	+ 0.215	10:28:28.476
3 -	1:11.250	+ 1.473	10:22:36.796	9 -	1:10.036	+ 0.259	10:29:38.512
4 -	1:11.570	+ 1.793	10:23:48.366	10 -	1:10.856	+ 1.079	10:30:49.368
5 -	1:09.777		10:24:58.143	11 -	1:10.492	+ 0.715	10:31:59.860
6 -	1:10.258	+ 0.481	10:26:08.401	12 -	1:11.338	+ 1.561	10:33:11.198
174	Simon PASHLEY		Caterham 7				
1 -	1:11.238	+ 1.591	10:20:06.711	7 -	1:09.647		10:27:08.855
2 -	1:10.931	+ 1.284	10:21:17.642	8 -	1:10.063	+ 0.416	10:28:18.918
3 -	1:10.650	+ 1.003	10:22:28.292	9 -	1:11.370	+ 1.723	10:29:30.288
4 -	1:10.301	+ 0.654	10:23:38.593	10 -	1:09.811	+ 0.164	10:30:40.099
5 -	1:10.401	+ 0.754	10:24:48.994	11 -	1:10.016	+ 0.369	10:31:50.115
6 -	1:10.214	+ 0.567	10:25:59.208	12 -	1:10.521	+ 0.874	10:33:00.636
177	Ian ANDERSON		Caterham 7				
1 -	1:10.488	+ 1.599	10:20:16.207	7 -	1:09.509	+ 0.620	10:27:16.696
2 -	1:10.863	+ 1.974	10:21:27.070	8 -	1:09.562	+ 0.673	10:28:26.258
3 -	1:09.998	+ 1.109	10:22:37.068	9 -	1:09.731	+ 0.842	10:29:35.989
4 -	1:10.751	+ 1.862	10:23:47.819	10 -	1:14.405	+ 5.516	10:30:50.394
5 -	1:08.889		10:24:56.708	11 -	1:09.317	+ 0.428	10:31:59.711
6 -	1:10.479	+ 1.590	10:26:07.187	12 -	1:19.973	+ 11.084	10:33:19.684
178	Peter MULLINEUX		Caterham 7				
1 -	1:12.153	+ 2.336	10:20:36.212	7 -	1:10.523	+ 0.706	10:27:42.182
2 -	1:11.403	+ 1.586	10:21:47.615	8 -	1:10.379	+ 0.562	10:28:52.561
3 -	1:11.163	+ 1.346	10:22:58.778	9 -	1:10.779	+ 0.962	10:30:03.340
4 -	1:09.817		10:24:08.595	10 -	1:10.436	+ 0.619	10:31:13.776
5 -	1:12.132	+ 2.315	10:25:20.727	11 -	1:10.898	+ 1.081	10:32:24.674

CAR 117 - TRANSPONDER NOT WORKING YOU MUST FIX FOR RACE MSA REGULATION Q.12.1.2

Weather / Track : Cloudy / Dry

Silverstone National
Circuit Length = 1.6390 miles
Start: 10:17 End: 10:34

McMillan Motorsport Caterham Graduate Championship (Super & Sigma)
QUALIFYING - RACE 3 - LAP ANALYSIS

6 -	1:10.932	+ 1.115	10:26:31.659				
191	Christopher SHACKLETON		Caterham 7				
1 -	1:13.310	+ 1.350	10:20:28.122	7 -	1:12.026	+ 0.066	10:27:44.481
2 -	1:12.835	+ 0.875	10:21:40.957	8 -	1:12.431	+ 0.471	10:28:56.912
3 -	1:13.193	+ 1.233	10:22:54.150	9 -	1:13.777	+ 1.817	10:30:10.689
4 -	1:12.977	+ 1.017	10:24:07.127	10 -	1:12.272	+ 0.312	10:31:22.961
5 -	1:12.844	+ 0.884	10:25:19.971	11 -	1:11.960		10:32:34.921
6 -	1:12.484	+ 0.524	10:26:32.455				
192	Bill SCOTT		Caterham 7				
1 -	1:17.417	+ 4.741	10:20:50.947	7 -	1:14.232	+ 1.556	10:28:18.673
2 -	1:15.959	+ 3.283	10:22:06.906	8 -	1:13.558	+ 0.882	10:29:32.231
3 -	1:14.362	+ 1.686	10:23:21.268	9 -	1:13.729	+ 1.053	10:30:45.960
4 -	1:15.390	+ 2.714	10:24:36.658	10 -	1:12.676		10:31:58.636
5 -	1:13.898	+ 1.222	10:25:50.556	11 -	1:13.438	+ 0.762	10:33:12.074
6 -	1:13.885	+ 1.209	10:27:04.441				
193	Richard EVERARD		Caterham 7				
1 -	1:15.918	+ 2.941	10:20:47.515	7 -	1:16.430	+ 3.453	10:28:20.604
2 -	1:15.178	+ 2.201	10:22:02.693	8 -	1:12.977		10:29:33.581
3 -	1:14.004	+ 1.027	10:23:16.697	9 -	1:13.764	+ 0.787	10:30:47.345
4 -	1:14.342	+ 1.365	10:24:31.039	10 -	1:13.702	+ 0.725	10:32:01.047
5 -	1:19.272	+ 6.295	10:25:50.311	11 -	1:15.431	+ 2.454	10:33:16.478
6 -	1:13.863	+ 0.886	10:27:04.174				
199	Nick DYER		Caterham 7				
1 -	1:16.977	+ 3.288	10:20:43.615	7 -	1:15.002	+ 1.313	10:28:17.198
2 -	1:15.999	+ 2.310	10:21:59.614	8 -	1:14.909	+ 1.220	10:29:32.107
3 -	1:15.943	+ 2.254	10:23:15.557	9 -	1:13.689		10:30:45.796
4 -	1:15.287	+ 1.598	10:24:30.844	10 -	1:13.852	+ 0.163	10:31:59.648
5 -	1:15.993	+ 2.304	10:25:46.837	11 -	1:14.819	+ 1.130	10:33:14.467
6 -	1:15.359	+ 1.670	10:27:02.196				

CAR 117 - TRANSPONDER NOT WORKING YOU MUST FIX FOR RACE MSA REGULATION Q.12.1.2

Weather / Track : Cloudy / Dry

Silverstone National
 Circuit Length = 1.6390 miles
 Start: 10:17 End: 10:34

McMillan Motorsport Caterham Graduate Championship (Super & Sigma)

RACE 3 - GRID - AMENDED

ROW 21	1:13.689 199 Nick DYER		
ROW 20		1:12.676 192 Bill SCOTT	1:12.977 193 Richard EVERARD
ROW 19	1:11.582 172 John GIL		1:11.960 191 Christopher SHACKLETON
ROW 18		1:09.777 173 Ian DYBLE	1:09.817 178 Peter MULLINEUX
ROW 17	1:08.889 177 Ian ANDERSON		1:09.647 174 Simon PASHLEY
ROW 16			
ROW 15			
ROW 14		1:11.604 165 Simon DAVEY	
ROW 13	1:10.195 113 Sean MIGHALL		1:10.708 169 Barry WHITE
ROW 12		1:09.950 117 Chris WILLIAMS	1:09.993 116 James BATCHELOR
ROW 11	1:09.753 123 Martin GEE		1:09.848 114 Duncan LEWIS
ROW 10		1:09.659 111 Yolande HUMPHREYS	1:09.695 131 Rob WINROW
ROW 9	1:09.620 161 Chris ROME		1:09.646 122 Roger FORD
ROW 8		1:09.439 128 Martin KAY	1:09.529 167 Stephen CAPSEY
ROW 7	1:09.332 125 Stephen HIRONS		1:09.392 139 Mark GREGORY
ROW 6		1:08.994 133 Andrew REDD	1:09.237 112 Steve HUMPHREYS
ROW 5	1:08.879 108 Gareth CORDLEY		1:08.908 130 Jonathan MILLER
ROW 4		1:08.755 166 Charles ELLIOTT	1:08.876 124 Reece SOMERFIELD
ROW 3	1:08.296 107 Andy SKINNER		1:08.421 102 Jamie WARING
ROW 2		1:08.152 109 Toby BRIANT	1:08.184 151 Luke TZOUROU
ROW 1	1:07.798 105 Neil SHINNER		1:07.927 104 Dylan STANLEY
	Pole		

Silverstone National
Circuit Length = 1.6390 miles

These results are provisional until the conclusion of any judicial and technical matters.

Clerk of Course :		Timekeeper :
-------------------	--	--------------

McMillan Motorsport Caterham Graduate Championship (Super & Sigma)

RACE 11 - GRID

ROW 21	1:13.852 199 Nick DYER		
ROW 20		1:13.438 192 Bill SCOTT	1:13.702 193 Richard EVERARD
ROW 19	1:11.639 172 John GIL		1:12.026 191 Christopher SHACKLETON
ROW 18		1:09.992 173 Ian DYBLE	1:10.379 178 Peter MULLINEUX
ROW 17	1:09.317 177 Ian ANDERSON		1:09.811 174 Simon PASHLEY
ROW 16			
ROW 15			
ROW 14		1:11.908 165 Simon DAVEY	
ROW 13	1:10.447 117 Chris WILLIAMS		1:10.746 169 Barry WHITE
ROW 12		1:10.226 113 Sean MIGHALL	1:10.282 116 James BATCHELOR
ROW 11	1:10.001 114 Duncan LEWIS		1:10.147 167 Stephen CAPSEY
ROW 10		1:09.852 161 Chris ROME	1:09.879 123 Martin GEE
ROW 9	1:09.813 139 Mark GREGORY		1:09.823 131 Rob WINROW
ROW 8		1:09.720 122 Roger FORD	1:09.780 111 Yolande HUMPHREYS
ROW 7	1:09.527 128 Martin KAY		1:09.540 125 Stephen HIRONS
ROW 6		1:09.491 112 Steve HUMPHREYS	1:09.511 133 Andrew REDD
ROW 5	1:09.332 130 Jonathan MILLER		1:09.428 124 Reece SOMERFIELD
ROW 4		1:08.782 102 Jamie WARING	1:08.889 108 Gareth CORDLEY
ROW 3	1:08.599 109 Toby BRIANT		1:08.781 166 Charles ELLIOTT
ROW 2		1:08.348 151 Luke TZOUROU	1:08.547 107 Andy SKINNER
ROW 1	1:07.837 105 Neil SHINNER		1:07.992 104 Dylan STANLEY
	Pole		

Silverstone National
Circuit Length = 1.6390 miles

These results are provisional until the conclusion of any judicial and technical matters.

Clerk of Course :		Timekeeper :
-------------------	--	--------------

BARC Open / Production Sportscar Series inc. Tiger Sportscars
QUALIFYING - RACE 4 - CLASSIFICATION

POS	NO	CL	NAME	ENTRY	TIME	ON	LAPS	GAP	DIFF	MPH
1	2	C	Nick FLOWERS	Westfield SE	1:07.089	11	13			87.94
2	69	TA	Wayne ROTHWELL	Tiger Avon	1:08.139	13	13	1.050	1.050	86.59
3	18	C	Harry GORDON-FINLAYSON	Westfield SEW	1:08.462	8	13	1.373	0.323	86.18
4	77	C	Peter JAMES	Westfield SE	1:08.699	7	12	1.610	0.237	85.88
5	39	TC	Stewart FENTON	Tiger CAT	1:08.784	10	13	1.695	0.085	85.78
6	10	TA	Paul CLARKE	Tiger Avon	1:09.100	7	11	2.011	0.316	85.38
7	50	TA	Christopher RANGLES	Tiger CAT	1:11.272	8	12	4.183	2.172	82.78
8	27	C	John GORDON-FINLAYSON	Westfield SEW	1:11.295	8	12	4.206	0.023	82.75
9	96	TB	Ben KIEFT	Tiger Avon	1:12.604	6	8	5.515	1.309	81.26
10	25	MB	Paul RODDISON	Mazda MX5 MK3	1:13.126	4	12	6.037	0.522	80.68
11	84	TB	Keith HARDY	Tiger Avon	1:14.053	10	11	6.964	0.927	79.67
12	24	MB	Jonathan HALLIWELL	Mazda MX5	1:14.146	9	12	7.057	0.093	79.57

CAR 27 - TRANSPONDER NOT WORKING YOU MUST FIX FOR RACE MSA REGULATION Q.12.1.2

Weather / Track : Cloudy / Dry

These results are provisional until the conclusion of any judicial and technical matters.

Silverstone National

Circuit Length = 1.6390 miles

Start: 10:41 End: 10:58

Clerk of Course :		Timekeeper :
-------------------	--	--------------

BARC Open / Production Sportscar Series inc. Tiger Sportscars
QUALIFYING - RACE 4 - LAP ANALYSIS

2	Nick FLOWERS		C Westfield SE				
1 -	1:11.547	+ 4.458	10:43:43.003	8 -	1:07.146	+ 0.057	10:51:38.200
2 -	1:09.653	+ 2.564	10:44:52.656	9 -	1:07.384	+ 0.295	10:52:45.584
3 -	1:07.994	+ 0.905	10:46:00.650	10 -	1:07.520	+ 0.431	10:53:53.104
4 -	1:07.849	+ 0.760	10:47:08.499	11 -	1:07.089		10:55:00.193
5 -	1:07.137	+ 0.048	10:48:15.636	12 -	1:09.185	+ 2.096	10:56:09.378
6 -	1:07.809	+ 0.720	10:49:23.445	13 -	1:08.161	+ 1.072	10:57:17.539
7 -	1:07.609	+ 0.520	10:50:31.054				
10	Paul CLARKE		TA Tiger Avon				
1 -	1:13.290	+ 4.190	10:43:36.407	7 -	1:09.100		10:50:33.816
2 -	1:09.243	+ 0.143	10:44:45.650	8 -	1:09.768	+ 0.668	10:51:43.584
3 -	1:09.988	+ 0.888	10:45:55.638	9 -	1:09.918	+ 0.818	10:52:53.502
4 -	1:09.893	+ 0.793	10:47:05.531	10 -	1:09.749	+ 0.649	10:54:03.251
5 -	1:09.126	+ 0.026	10:48:14.657	11 -	1:26.653 P	+ 17.553	10:55:29.904
6 -	1:10.059	+ 0.959	10:49:24.716				
18	Harry GORDON-FINLAYSON		C Westfield SEW				
1 -	1:18.221	+ 9.759	10:43:37.334	8 -	1:08.462		10:51:46.821
2 -	1:10.492	+ 2.030	10:44:47.826	9 -	1:08.980	+ 0.518	10:52:55.801
3 -	1:09.465	+ 1.003	10:45:57.291	10 -	1:08.779	+ 0.317	10:54:04.580
4 -	1:10.427	+ 1.965	10:47:07.718	11 -	1:08.806	+ 0.344	10:55:13.386
5 -	1:10.646	+ 2.184	10:48:18.364	12 -	1:09.315	+ 0.853	10:56:22.701
6 -	1:08.835	+ 0.373	10:49:27.199	13 -	1:08.780	+ 0.318	10:57:31.481
7 -	1:11.160	+ 2.698	10:50:38.359				
24	Jonathan HALLIWELL		MB Mazda MX5				
1 -	1:20.405	+ 6.259	10:43:43.215	7 -	1:14.273	+ 0.127	10:51:12.414
2 -	1:15.173	+ 1.027	10:44:58.388	8 -	1:14.339	+ 0.193	10:52:26.753
3 -	1:15.140	+ 0.994	10:46:13.528	9 -	1:14.146		10:53:40.899
4 -	1:15.190	+ 1.044	10:47:28.718	10 -	1:15.195	+ 1.049	10:54:56.094
5 -	1:14.564	+ 0.418	10:48:43.282	11 -	1:14.311	+ 0.165	10:56:10.405
6 -	1:14.859	+ 0.713	10:49:58.141	12 -	1:14.347	+ 0.201	10:57:24.752
25	Paul RODDISON		MB Mazda MX5 MK3				
1 -	1:19.793	+ 6.667	10:43:41.682	7 -	1:13.226	+ 0.100	10:51:04.780
2 -	1:14.960	+ 1.834	10:44:56.642	8 -	1:13.709	+ 0.583	10:52:18.489
3 -	1:13.599	+ 0.473	10:46:10.241	9 -	1:13.504	+ 0.378	10:53:31.993
4 -	1:13.126		10:47:23.367	10 -	1:13.696	+ 0.570	10:54:45.689
5 -	1:14.413	+ 1.287	10:48:37.780	11 -	1:22.724	+ 9.598	10:56:08.413
6 -	1:13.774	+ 0.648	10:49:51.554	12 -	1:14.855	+ 1.729	10:57:23.268
27	John GORDON-FINLAYSON		C Westfield SEW				
1 -	1:27.156	+ 15.861	10:43:47.778	7 -	1:11.544	+ 0.249	10:51:15.115
2 -	1:18.568	+ 7.273	10:45:06.346	8 -	1:11.295		10:52:26.410
3 -	1:16.636	+ 5.341	10:46:22.982	9 -	1:12.274	+ 0.979	10:53:38.684
4 -	1:14.981	+ 3.686	10:47:37.963	10 -	1:12.827	+ 1.532	10:54:51.511
5 -	1:12.771	+ 1.476	10:48:50.734	11 -	1:13.330	+ 2.035	10:56:04.841
6 -	1:12.837	+ 1.542	10:50:03.571	12 -	1:13.007	+ 1.712	10:57:17.848
39	Stewart FENTON		TC Tiger CAT				
1 -	1:17.601	+ 8.817	10:43:55.171	8 -	1:09.861	+ 1.077	10:52:09.108
2 -	1:12.390	+ 3.606	10:45:07.561	9 -	1:08.906	+ 0.122	10:53:18.014
3 -	1:10.353	+ 1.569	10:46:17.914	10 -	1:08.784		10:54:26.798
4 -	1:10.661	+ 1.877	10:47:28.575	11 -	1:08.825	+ 0.041	10:55:35.623
5 -	1:09.880	+ 1.096	10:48:38.455	12 -	1:09.432	+ 0.648	10:56:45.055
6 -	1:10.050	+ 1.266	10:49:48.505	13 -	1:19.490 P	+ 10.706	10:58:04.545
7 -	1:10.742	+ 1.958	10:50:59.247				
50	Christopher RANGLES		TA Tiger CAT				
1 -	1:25.628	+ 14.356	10:43:57.899	7 -	1:11.895	+ 0.623	10:51:15.970
2 -	1:13.782	+ 2.510	10:45:11.681	8 -	1:11.272		10:52:27.242

CAR 27 - TRANSPONDER NOT WORKING YOU MUST FIX FOR RACE MSA REGULATION Q.12.1.2

Weather / Track : Cloudy / Dry

Silverstone National
 Circuit Length = 1.6390 miles
 Start: 10:41 End: 10:58

BARC Open / Production Sportscar Series inc. Tiger Sportscars
QUALIFYING - RACE 4 - LAP ANALYSIS

3 -	1:12.685	+ 1.413	10:46:24.366	9 -	1:12.962	+ 1.690	10:53:40.204
4 -	1:14.467	+ 3.195	10:47:38.833	10 -	1:12.223	+ 0.951	10:54:52.427
5 -	1:13.177	+ 1.905	10:48:52.010	11 -	1:11.968	+ 0.696	10:56:04.395
6 -	1:12.065	+ 0.793	10:50:04.075	12 -	1:12.276	+ 1.004	10:57:16.671
69	Wayne ROTHWELL TA Tiger Avon						
1 -	1:17.655	+ 9.516	10:43:42.463	8 -	1:09.890	+ 1.751	10:51:49.635
2 -	1:11.205	+ 3.066	10:44:53.668	9 -	1:08.523	+ 0.384	10:52:58.158
3 -	1:09.926	+ 1.787	10:46:03.594	10 -	1:09.975	+ 1.836	10:54:08.133
4 -	1:09.647	+ 1.508	10:47:13.241	11 -	1:08.709	+ 0.570	10:55:16.842
5 -	1:08.345	+ 0.206	10:48:21.586	12 -	1:08.567	+ 0.428	10:56:25.409
6 -	1:08.707	+ 0.568	10:49:30.293	13 -	1:08.139		10:57:33.548
7 -	1:09.452	+ 1.313	10:50:39.745				
77	Peter JAMES C Westfield SE						
1 -	1:23.299	+ 14.600	10:43:58.741	7 -	1:08.699		10:51:08.888
2 -	1:14.577	+ 5.878	10:45:13.318	8 -	1:09.959	+ 1.260	10:52:18.847
3 -	1:12.682	+ 3.983	10:46:26.000	9 -	1:11.048	+ 2.349	10:53:29.895
4 -	1:13.117	+ 4.418	10:47:39.117	10 -	1:10.283	+ 1.584	10:54:40.178
5 -	1:11.315	+ 2.616	10:48:50.432	11 -	1:10.869	+ 2.170	10:55:51.047
6 -	1:09.757	+ 1.058	10:50:00.189	12 -	1:11.010	+ 2.311	10:57:02.057
84	Keith HARDY TB Tiger Avon						
1 -	1:27.382	+ 13.329	10:43:59.005	7 -	1:14.294	+ 0.241	10:51:57.109
2 -	1:18.971	+ 4.918	10:45:17.976	8 -	1:15.244	+ 1.191	10:53:12.353
3 -	1:27.927	+ 13.874	10:46:45.903	9 -	1:14.189	+ 0.136	10:54:26.542
4 -	1:21.377	+ 7.324	10:48:07.280	10 -	1:14.053		10:55:40.595
5 -	1:19.072	+ 5.019	10:49:26.352	11 -	1:14.900	+ 0.847	10:56:55.495
6 -	1:16.463	+ 2.410	10:50:42.815				
96	Ben KIEFT TB Tiger Avon						
1 -	1:18.480	+ 5.876	10:43:43.987	5 -	1:13.280	+ 0.676	10:48:40.607
2 -	1:13.577	+ 0.973	10:44:57.564	6 -	1:12.604		10:49:53.211
3 -	1:14.987	+ 2.383	10:46:12.551	7 -	1:13.426	+ 0.822	10:51:06.637
4 -	1:14.776	+ 2.172	10:47:27.327	8 -	1:27.890 P	+ 15.286	10:52:34.527


CAR 27 - TRANSPONDER NOT WORKING YOU MUST FIX FOR RACE MSA REGULATION Q.12.1.2

Weather / Track : Cloudy / Dry

Silverstone National
 Circuit Length = 1.6390 miles
 Start: 10:41 End: 10:58

BARC Open / Production Sportscar Series inc. Tiger Sportscars

RACE 4 - GRID

ROW 6	1:14.053 84 Keith HARDY	1:14.146 24 Jonathan HALLIWELL
ROW 5	1:12.604 96 Ben KIEFT	1:13.126 25 Paul RODDISON
ROW 4	1:11.272 50 Christopher RANGLES	1:11.295 27 John GORDON-FINLAYSON
ROW 3	1:08.784 39 Stewart FENTON	1:09.100 10 Paul CLARKE
ROW 2	1:08.462 18 Harry GORDON-FINLAYSON	1:08.699 77 Peter JAMES
ROW 1	1:07.089 2 Nick FLOWERS	1:08.139 69 Wayne ROTHWELL
Pole		
		

Silverstone National
Circuit Length = 1.6390 miles

These results are provisional until the conclusion of any judicial and technical matters.

Clerk of Course :		Timekeeper :
-------------------	--	--------------

McMillan Motorsport Caterham Graduate Championship (Classic)

QUALIFYING - RACE 5 - CLASSIFICATION

POS	NO	CL	NAME	ENTRY	TIME	ON	LAPS	GAP	DIFF	MPH
1	71		Graeme SMITH	Caterham 7	1:13.713	6	11			80.04
2	98		James RUSSELL	Caterham 7	1:13.778	8	11	0.065	0.065	79.97
3	89		Paul HAWKER	Caterham 7	1:13.800	9	11	0.087	0.022	79.95
4	73		John PARKER	Caterham 7	1:13.823	7	11	0.110	0.023	79.92
5	75		Justin COX	Caterham 7	1:14.102	11	11	0.389	0.279	79.62
6	90		Rowan WILLIAMS	Caterham 7	1:14.138	4	11	0.425	0.036	79.58
7	88		Amanda BLACK	Caterham 7	1:14.334	9	11	0.621	0.196	79.37
8	81		Stu THOMPSON	Caterham 7	1:14.515	11	11	0.802	0.181	79.18
9	77		Andrew SAGAR	Caterham 7	1:14.635	7	11	0.922	0.120	79.05
10	76		Trevor HARBER	Caterham 7	1:14.670	10	11	0.957	0.035	79.01
11	79		Pete CANNARD	Caterham 7	1:15.335	7	11	1.622	0.665	78.32
12	96		Colin JARDINE	Caterham 7	1:15.989	8	11	2.276	0.654	77.64
13	82		Daniel LEWIS	Caterham 7	1:16.216	11	11	2.503	0.227	77.41
14	83		Colin ROTHWELL	Caterham 7	1:16.287	1	11	2.574	0.071	77.34
15	72		Charles FITZHUGH	Caterham 7	1:16.344	6	11	2.631	0.057	77.28
16	86		Darren GRAINGER	Caterham 7	1:16.415	9	11	2.702	0.071	77.21
17	91		Nigel LIDDELL	Caterham 7	1:17.213	9	11	3.500	0.798	76.41
18	84		Sheila MARSHALL	Caterham 7	1:17.438	10	11	3.725	0.225	76.19

CAR 89 - TRANSPONDER NOT WORKING YOU MUST FIX FOR RACE MSA REGULATION Q.12.1.2

Silverstone National
Circuit Length = 1.6390 miles
Start: 11:04 End: 11:20

Weather / Track : Cloudy / Dry

These results are provisional until the conclusion of any judicial and technical matters.

Clerk of Course :		Timekeeper :
-------------------	--	--------------

McMillan Motorsport Caterham Graduate Championship (Classic)

QUALIFYING - RACE 5 - LAP ANALYSIS

71	Graeme SMITH		Caterham 7				
1 -	1:15.934	+ 2.221	11:06:55.776	7 -	1:14.323	+ 0.610	11:14:23.992
2 -	1:15.140	+ 1.427	11:08:10.916	8 -	1:14.388	+ 0.675	11:15:38.380
3 -	1:14.729	+ 1.016	11:09:25.645	9 -	1:14.450	+ 0.737	11:16:52.830
4 -	1:15.323	+ 1.610	11:10:40.968	10 -	1:14.500	+ 0.787	11:18:07.330
5 -	1:14.988	+ 1.275	11:11:55.956	11 -	1:14.912	+ 1.199	11:19:22.242
6 -	1:13.713		11:13:09.669				
72	Charles FITZHUGH		Caterham 7				
1 -	1:17.389	+ 1.045	11:06:59.024	7 -	1:16.915	+ 0.571	11:14:41.057
2 -	1:17.399	+ 1.055	11:08:16.423	8 -	1:16.532	+ 0.188	11:15:57.589
3 -	1:17.891	+ 1.547	11:09:34.314	9 -	1:16.359	+ 0.015	11:17:13.948
4 -	1:17.034	+ 0.690	11:10:51.348	10 -	1:16.544	+ 0.200	11:18:30.492
5 -	1:16.450	+ 0.106	11:12:07.798	11 -	1:16.486	+ 0.142	11:19:46.978
6 -	1:16.344		11:13:24.142				
73	John PARKER		Caterham 7				
1 -	1:15.435	+ 1.612	11:06:53.343	7 -	1:13.823		11:14:24.387
2 -	1:14.270	+ 0.447	11:08:07.613	8 -	1:14.133	+ 0.310	11:15:38.520
3 -	1:14.710	+ 0.887	11:09:22.323	9 -	1:14.620	+ 0.797	11:16:53.140
4 -	1:14.160	+ 0.337	11:10:36.483	10 -	1:14.017	+ 0.194	11:18:07.157
5 -	1:18.720	+ 4.897	11:11:55.203	11 -	1:15.060	+ 1.237	11:19:22.217
6 -	1:15.361	+ 1.538	11:13:10.564				
75	Justin COX		Caterham 7				
1 -	1:16.420	+ 2.318	11:07:05.355	7 -	1:15.606	+ 1.504	11:14:36.653
2 -	1:15.474	+ 1.372	11:08:20.829	8 -	1:14.447	+ 0.345	11:15:51.100
3 -	1:14.879	+ 0.777	11:09:35.708	9 -	1:14.956	+ 0.854	11:17:06.056
4 -	1:14.613	+ 0.511	11:10:50.321	10 -	1:15.320	+ 1.218	11:18:21.376
5 -	1:14.470	+ 0.368	11:12:04.791	11 -	1:14.102		11:19:35.478
6 -	1:16.256	+ 2.154	11:13:21.047				
76	Trevor HARBUR		Caterham 7				
1 -	1:15.042	+ 0.372	11:06:50.627	7 -	1:15.484	+ 0.814	11:14:23.350
2 -	1:14.850	+ 0.180	11:08:05.477	8 -	1:15.473	+ 0.803	11:15:38.823
3 -	1:14.848	+ 0.178	11:09:20.325	9 -	1:15.179	+ 0.509	11:16:54.002
4 -	1:15.503	+ 0.833	11:10:35.828	10 -	1:14.670		11:18:08.672
5 -	1:15.911	+ 1.241	11:11:51.739	11 -	1:15.438	+ 0.768	11:19:24.110
6 -	1:16.127	+ 1.457	11:13:07.866				
77	Andrew SAGAR		Caterham 7				
1 -	1:15.102	+ 0.467	11:06:49.021	7 -	1:14.635		11:14:26.132
2 -	1:15.115	+ 0.480	11:08:04.136	8 -	1:15.721	+ 1.086	11:15:41.853
3 -	1:22.063	+ 7.428	11:09:26.199	9 -	1:15.502	+ 0.867	11:16:57.355
4 -	1:15.397	+ 0.762	11:10:41.596	10 -	1:15.340	+ 0.705	11:18:12.695
5 -	1:15.099	+ 0.464	11:11:56.695	11 -	1:15.113	+ 0.478	11:19:27.808
6 -	1:14.802	+ 0.167	11:13:11.497				
79	Pete CANNARD		Caterham 7				
1 -	1:16.006	+ 0.671	11:06:52.655	7 -	1:15.335		11:14:28.450
2 -	1:15.864	+ 0.529	11:08:08.519	8 -	1:15.674	+ 0.339	11:15:44.124
3 -	1:16.686	+ 1.351	11:09:25.205	9 -	1:15.805	+ 0.470	11:16:59.929
4 -	1:16.998	+ 1.663	11:10:42.203	10 -	1:16.137	+ 0.802	11:18:16.066
5 -	1:15.529	+ 0.194	11:11:57.732	11 -	1:16.147	+ 0.812	11:19:32.213
6 -	1:15.383	+ 0.048	11:13:13.115				
81	Stu THOMPSON		Caterham 7				
1 -	1:15.704	+ 1.189	11:07:04.157	7 -	1:15.210	+ 0.695	11:14:36.529
2 -	1:14.997	+ 0.482	11:08:19.154	8 -	1:14.947	+ 0.432	11:15:51.476
3 -	1:14.958	+ 0.443	11:09:34.112	9 -	1:14.891	+ 0.376	11:17:06.367
4 -	1:15.326	+ 0.811	11:10:49.438	10 -	1:14.987	+ 0.472	11:18:21.354
5 -	1:15.476	+ 0.961	11:12:04.914	11 -	1:14.515		11:19:35.869

CAR 89 - TRANSPONDER NOT WORKING YOU MUST FIX FOR RACE MSA REGULATION Q.12.1.2

Weather / Track : Cloudy / Dry

Silverstone National
Circuit Length = 1.6390 miles
Start: 11:04 End: 11:20

McMillan Motorsport Caterham Graduate Championship (Classic)

QUALIFYING - RACE 5 - LAP ANALYSIS

6 -	1:16.405	+ 1.890	11:13:21.319				
82	Daniel LEWIS		Caterham 7				
1 -	1:23.893	+ 7.677	11:07:20.330	7 -	1:17.090	+ 0.874	11:15:06.691
2 -	1:18.629	+ 2.413	11:08:38.959	8 -	1:17.044	+ 0.828	11:16:23.735
3 -	1:17.668	+ 1.452	11:09:56.627	9 -	1:16.532	+ 0.316	11:17:40.267
4 -	1:17.707	+ 1.491	11:11:14.334	10 -	1:16.453	+ 0.237	11:18:56.720
5 -	1:17.542	+ 1.326	11:12:31.876	11 -	1:16.216		11:20:12.936
6 -	1:17.725	+ 1.509	11:13:49.601				
83	Colin ROTHWELL		Caterham 7				
1 -	1:16.287		11:07:07.327	7 -	1:19.345	+ 3.058	11:15:08.817
2 -	1:16.540	+ 0.253	11:08:23.867	8 -	1:17.597	+ 1.310	11:16:26.414
3 -	1:16.695	+ 0.408	11:09:40.562	9 -	1:16.479	+ 0.192	11:17:42.893
4 -	1:33.973	+ 17.686	11:11:14.535	10 -	1:16.889	+ 0.602	11:18:59.782
5 -	1:17.349	+ 1.062	11:12:31.884	11 -	1:17.146	+ 0.859	11:20:16.928
6 -	1:17.588	+ 1.301	11:13:49.472				
84	Sheila MARSHALL		Caterham 7				
1 -	1:21.945	+ 4.507	11:07:19.990	7 -	1:17.754	+ 0.316	11:15:08.645
2 -	1:18.398	+ 0.960	11:08:38.388	8 -	1:18.341	+ 0.903	11:16:26.986
3 -	1:17.889	+ 0.451	11:09:56.277	9 -	1:17.948	+ 0.510	11:17:44.934
4 -	1:19.330	+ 1.892	11:11:15.607	10 -	1:17.438		11:19:02.372
5 -	1:17.809	+ 0.371	11:12:33.416	11 -	1:18.142	+ 0.704	11:20:20.514
6 -	1:17.475	+ 0.037	11:13:50.891				
86	Darren GRAINGER		Caterham 7				
1 -	1:25.024	+ 8.609	11:07:20.520	7 -	1:18.417	+ 2.002	11:15:09.465
2 -	1:19.678	+ 3.263	11:08:40.198	8 -	1:17.514	+ 1.099	11:16:26.979
3 -	1:17.366	+ 0.951	11:09:57.564	9 -	1:16.415		11:17:43.394
4 -	1:17.791	+ 1.376	11:11:15.355	10 -	1:16.838	+ 0.423	11:19:00.232
5 -	1:17.167	+ 0.752	11:12:32.522	11 -	1:21.025	+ 4.610	11:20:21.257
6 -	1:18.526	+ 2.111	11:13:51.048				
88	Amanda BLACK		Caterham 7				
1 -	1:16.118	+ 1.784	11:06:48.509	7 -	1:18.037	+ 3.703	11:14:25.511
2 -	1:15.395	+ 1.061	11:08:03.904	8 -	1:14.601	+ 0.267	11:15:40.112
3 -	1:15.876	+ 1.542	11:09:19.780	9 -	1:14.334		11:16:54.446
4 -	1:16.572	+ 2.238	11:10:36.352	10 -	1:14.716	+ 0.382	11:18:09.162
5 -	1:16.096	+ 1.762	11:11:52.448	11 -	1:14.467	+ 0.133	11:19:23.629
6 -	1:15.026	+ 0.692	11:13:07.474				
89	Paul HAWKER		Caterham 7				
1 -	1:21.767	+ 7.967	11:06:58.748	7 -	1:14.056	+ 0.256	11:14:26.541
2 -	1:15.001	+ 1.201	11:08:13.749	8 -	1:14.446	+ 0.646	11:15:40.987
3 -	1:14.876	+ 1.076	11:09:28.625	9 -	1:13.800		11:16:54.787
4 -	1:14.958	+ 1.158	11:10:43.583	10 -	1:13.884	+ 0.084	11:18:08.671
5 -	1:14.160	+ 0.360	11:11:57.743	11 -	1:14.326	+ 0.526	11:19:22.997
6 -	1:14.742	+ 0.942	11:13:12.485				
90	Rowan WILLIAMS		Caterham 7				
1 -	1:15.641	+ 1.503	11:07:05.578	7 -	1:15.289	+ 1.151	11:14:36.224
2 -	1:15.116	+ 0.978	11:08:20.694	8 -	1:14.779	+ 0.641	11:15:51.003
3 -	1:14.758	+ 0.620	11:09:35.452	9 -	1:14.936	+ 0.798	11:17:05.939
4 -	1:14.138		11:10:49.590	10 -	1:14.682	+ 0.544	11:18:20.621
5 -	1:15.585	+ 1.447	11:12:05.175	11 -	1:14.744	+ 0.606	11:19:35.365
6 -	1:15.760	+ 1.622	11:13:20.935				
91	Nigel LIDDELL		Caterham 7				
1 -	1:22.074	+ 4.861	11:07:18.233	7 -	1:18.222	+ 1.009	11:15:11.123
2 -	1:18.787	+ 1.574	11:08:37.020	8 -	1:17.929	+ 0.716	11:16:29.052
3 -	1:19.434	+ 2.221	11:09:56.454	9 -	1:17.213		11:17:46.265
4 -	1:20.314	+ 3.101	11:11:16.768	10 -	1:18.170	+ 0.957	11:19:04.435

CAR 89 - TRANSPONDER NOT WORKING YOU MUST FIX FOR RACE MSA REGULATION Q.12.1.2

Weather / Track : Cloudy / Dry

Silverstone National
Circuit Length = 1.6390 miles
Start: 11:04 End: 11:20

McMillan Motorsport Caterham Graduate Championship (Classic)

QUALIFYING - RACE 5 - LAP ANALYSIS

5 -	1:18.197	+ 0.984	11:12:34.965	11 -	1:17.602	+ 0.389	11:20:22.037
6 -	1:17.936	+ 0.723	11:13:52.901				
96	Colin JARDINE			Caterham 7			
1 -	1:16.785	+ 0.796	11:06:51.622	7 -	1:19.549	+ 3.560	11:14:37.034
2 -	1:16.747	+ 0.758	11:08:08.369	8 -	1:15.989		11:15:53.023
3 -	1:17.302	+ 1.313	11:09:25.671	9 -	1:16.371	+ 0.382	11:17:09.394
4 -	1:18.444	+ 2.455	11:10:44.115	10 -	1:16.889	+ 0.900	11:18:26.283
5 -	1:16.296	+ 0.307	11:12:00.411	11 -	1:20.739	+ 4.750	11:19:47.022
6 -	1:17.074	+ 1.085	11:13:17.485				
98	James RUSSELL			Caterham 7			
1 -	1:15.779	+ 2.001	11:06:45.960	7 -	1:15.215	+ 1.437	11:14:25.434
2 -	1:18.322	+ 4.544	11:08:04.282	8 -	1:13.778		11:15:39.212
3 -	1:17.575	+ 3.797	11:09:21.857	9 -	1:14.112	+ 0.334	11:16:53.324
4 -	1:15.243	+ 1.465	11:10:37.100	10 -	1:14.367	+ 0.589	11:18:07.691
5 -	1:14.333	+ 0.555	11:11:51.433	11 -	1:15.015	+ 1.237	11:19:22.706
6 -	1:18.786	+ 5.008	11:13:10.219				


CAR 89 - TRANSPONDER NOT WORKING YOU MUST FIX FOR RACE MSA REGULATION Q.12.1.2

Weather / Track : Cloudy / Dry

Silverstone National
Circuit Length = 1.6390 miles
Start: 11:04 End: 11:20

McMillan Motorsport Caterham Graduate Championship (Classic)

RACE 5 - GRID

ROW 9	1:17.213 91 Nigel LIDDELL	1:17.438 84 Sheila MARSHALL
ROW 8	1:16.344 72 Charles FITZHUGH	1:16.415 86 Darren GRAINGER
ROW 7	1:16.216 82 Daniel LEWIS	1:16.287 83 Colin ROTHWELL
ROW 6	1:15.335 79 Pete CANNARD	1:15.989 96 Colin JARDINE
ROW 5	1:14.635 77 Andrew SAGAR	1:14.670 76 Trevor HARBER
ROW 4	1:14.334 88 Amanda BLACK	1:14.515 81 Stu THOMPSON
ROW 3	1:14.102 75 Justin COX	1:14.138 90 Rowan WILLIAMS
ROW 2	1:13.800 89 Paul HAWKER	1:13.823 73 John PARKER
ROW 1	1:13.713 71 Graeme SMITH	1:13.778 98 James RUSSELL
Pole		
		


Silverstone National
Circuit Length = 1.6390 miles

These results are provisional until the conclusion of any judicial and technical matters.

Clerk of Course :		Timekeeper :
-------------------	--	--------------

McMillan Motorsport Caterham Graduate Championship (Classic)

RACE 13 - GRID

ROW 9	1:17.475 84 Sheila MARSHALL	1:17.602 91 Nigel LIDDELL
ROW 8	1:16.479 83 Colin ROTHWELL	1:16.838 86 Darren GRAINGER
ROW 7	1:16.359 72 Charles FITZHUGH	1:16.453 82 Daniel LEWIS
ROW 6	1:15.383 79 Pete CANNARD	1:16.296 96 Colin JARDINE
ROW 5	1:14.848 76 Trevor HARBUR	1:14.891 81 Stu THOMPSON
ROW 4	1:14.682 90 Rowan WILLIAMS	1:14.802 77 Andrew SAGAR
ROW 3	1:14.447 75 Justin COX	1:14.467 88 Amanda BLACK
ROW 2	1:14.112 98 James RUSSELL	1:14.323 71 Graeme SMITH
ROW 1	1:13.884 89 Paul HAWKER	1:14.017 73 John PARKER
Pole		
		

Silverstone National
Circuit Length = 1.6390 miles

These results are provisional until the conclusion of any judicial and technical matters.

Clerk of Course :		Timekeeper :
-------------------	--	--------------

Kumho BMW Championship

QUALIFYING - RACE 6 - CLASSIFICATION

POS	NO	CL	NAME	ENTRY	TIME	ON	LAPS	GAP	DIFF	MPH
1	2	A	Garrie WHITTAKER	BMW E36 M3	1:03.519	2	12			92.89
2	11	A	David KEMPTON	BMW E36 M3	1:03.692	11	12	0.173	0.173	92.63
3	14	A	Colin WELLS	BMW M3	1:04.704	9	12	1.185	1.012	91.19
4	10	A	Ian CRISP	BMW E36 M3 EVO	1:05.172	4	12	1.653	0.468	90.53
5	8	A	Graham HEARD	BMW 3 Series	1:06.592	9	9	3.073	1.420	88.60
6	41	B	Stuart LAWS	BMW E36 M3	1:07.353	8	12	3.834	0.761	87.60
7	4	A	Colin WHITMORE	BMW M3	1:07.510	9	12	3.991	0.157	87.39
8	29	B	Mark SMITH	BMW E90 M3	1:07.524	10	12	4.005	0.014	87.38
9	32	B	Rodger CARD	BMW E30 M3	1:07.769	11	12	4.250	0.245	87.06
10	55	C	Simon HUDSON	BMW E30	1:09.256	10	12	5.737	1.487	85.19
11	27	B	Evelyne BUANIC	BMW E36 M3	1:11.193	3	12	7.674	1.937	82.87
12	28	B	Adrian GILBERT	BMW E36 M3	1:11.491	10	11	7.972	0.298	82.53
13	88	D	Paul BELLAMY	BMW 318is	1:12.322	8	12	8.803	0.831	81.58
14	78	D	Darren FIELDING	BMW 318 Compact	1:14.099	10	10	10.580	1.777	79.62
15	81	D	Richard BACON	BMW E36 318i	1:14.674	5	11	11.155	0.575	79.01
16	79	D	Karl SKITT	BMW 318 Compact	1:14.754	10	10	11.235	0.080	78.93
17	83	D	Matthew FIELDING	BMW 318 Coupe	1:14.880	9	10	11.361	0.126	78.79
18	77	D	John BRABBIN	BMW 318	1:14.887	9	11	11.368	0.007	78.79
19	86	D	Devin GROSSE	BMW 318i	1:15.778	8	11	12.259	0.891	77.86
20	70	D	Robert SALISBURY	BMW 318is	1:15.815	9	11	12.296	0.037	77.82
21	73	D	John JONES	BMW 318is	1:15.872	8	11	12.353	0.057	77.76
22	74	D	Ralph KIRK	BMW 318is	1:16.302	9	11	12.783	0.430	77.32
23	84	D	Philip GRAYSON	BMW 318is	1:17.085	10	10	13.566	0.783	76.54
24	50	C	Peter MILLER	BMW E36 328i	1:17.443	10	10	13.924	0.358	76.18
25	69	D	James FORD	BMW E36 318ti	1:18.280	6	10	14.761	0.837	75.37
26	76	D	Douglas SIMMEN	BMW 318iS	1:21.017	9	10	17.498	2.737	72.82

Weather / Track : Cloudy / Dry
 These results are provisional until the conclusion of any judicial and technical matters.

Silverstone National
 Circuit Length = 1.6390 miles
 Start: 11:25 End: 11:42

Clerk of Course :		Timekeeper :
-------------------	--	--------------

Kumho BMW Championship

QUALIFYING - RACE 6 - LAP ANALYSIS

2	Garrie WHITTAKER		A BMW E36 M3				
1 -	1:08.305	+ 4.786	11:28:38.919	7 -	1:03.744	+ 0.225	11:35:05.517
2 -	1:03.519		11:29:42.438	8 -	1:06.485	+ 2.966	11:36:12.002
3 -	1:07.983	+ 4.464	11:30:50.421	9 -	1:04.001	+ 0.482	11:37:16.003
4 -	1:03.820	+ 0.301	11:31:54.241	10 -	1:03.560	+ 0.041	11:38:19.563
5 -	1:03.964	+ 0.445	11:32:58.205	11 -	1:24.389 P	+ 20.870	11:39:43.952
6 -	1:03.568	+ 0.049	11:34:01.773	12 -	1:47.605	+ 44.086	11:41:31.557
4	Colin WHITMORE		A BMW M3				
1 -	1:13.264	+ 5.754	11:29:04.619	7 -	1:07.746	+ 0.236	11:35:55.673
2 -	1:09.698	+ 2.188	11:30:14.317	8 -	1:08.170	+ 0.660	11:37:03.843
3 -	1:08.381	+ 0.871	11:31:22.698	9 -	1:07.510		11:38:11.353
4 -	1:08.301	+ 0.791	11:32:30.999	10 -	1:07.947	+ 0.437	11:39:19.300
5 -	1:08.807	+ 1.297	11:33:39.806	11 -	1:07.556	+ 0.046	11:40:26.856
6 -	1:08.121	+ 0.611	11:34:47.927	12 -	1:08.806	+ 1.296	11:41:35.662
8	Graham HEARD		A BMW 3 Series				
1 -	1:06.951	+ 0.359	11:28:23.313	6 -	1:07.236	+ 0.644	11:34:01.659
2 -	1:09.229	+ 2.637	11:29:32.542	7 -	1:24.719 P	+ 18.127	11:35:26.378
3 -	1:07.286	+ 0.694	11:30:39.828	8 -	5:08.556	+ 4:01.964	11:40:34.934
4 -	1:07.734	+ 1.142	11:31:47.562	9 -	1:06.592		11:41:41.526
5 -	1:06.861	+ 0.269	11:32:54.423				
10	Ian CRISP		A BMW E36 M3 EVO				
1 -	1:07.714	+ 2.542	11:28:39.738	7 -	1:05.288	+ 0.116	11:36:25.258
2 -	1:05.506	+ 0.334	11:29:45.244	8 -	1:06.902	+ 1.730	11:37:32.160
3 -	1:06.226	+ 1.054	11:30:51.470	9 -	1:05.673	+ 0.501	11:38:37.833
4 -	1:05.172		11:31:56.642	10 -	1:05.421	+ 0.249	11:39:43.254
5 -	1:13.263 P	+ 8.091	11:33:09.905	11 -	1:06.705	+ 1.533	11:40:49.959
6 -	2:10.065	+ 1:04.893	11:35:19.970	12 -	1:05.284	+ 0.112	11:41:55.243
11	David KEMPTON		A BMW E36 M3				
1 -	1:07.948	+ 4.256	11:29:11.371	7 -	1:03.751	+ 0.059	11:35:37.118
2 -	1:04.428	+ 0.736	11:30:15.799	8 -	1:04.931	+ 1.239	11:36:42.049
3 -	1:04.627	+ 0.935	11:31:20.426	9 -	1:07.733	+ 0.041	11:37:49.782
4 -	1:04.791	+ 1.099	11:32:25.217	10 -	1:04.152	+ 0.460	11:38:53.934
5 -	1:04.140	+ 0.448	11:33:29.357	11 -	1:03.692		11:39:57.626
6 -	1:04.010	+ 0.318	11:34:33.367	12 -	1:03.917	+ 0.225	11:41:01.543
14	Colin WELLS		A BMW M3				
1 -	1:14.638	+ 9.934	11:28:36.533	7 -	1:18.331	+ 13.627	11:35:28.664
2 -	1:05.056	+ 0.352	11:29:41.589	8 -	1:04.989	+ 0.285	11:36:33.653
3 -	1:07.041	+ 2.337	11:30:48.630	9 -	1:04.704		11:37:38.357
4 -	1:04.844	+ 0.140	11:31:53.474	10 -	1:05.617	+ 0.913	11:38:43.974
5 -	1:12.005	+ 7.301	11:33:05.479	11 -	1:04.993	+ 0.289	11:39:48.967
6 -	1:04.854	+ 0.150	11:34:10.333	12 -	1:20.737	+ 16.033	11:41:09.704
27	Evelyne BUANIC		B BMW E36 M3				
1 -	1:14.188	+ 2.995	11:28:56.673	7 -	1:11.896	+ 0.703	11:36:08.288
2 -	1:11.461	+ 0.268	11:30:08.134	8 -	1:12.331	+ 1.138	11:37:20.619
3 -	1:11.193		11:31:19.327	9 -	1:11.508	+ 0.315	11:38:32.127
4 -	1:11.407	+ 0.214	11:32:30.734	10 -	1:12.425	+ 1.232	11:39:44.552
5 -	1:13.256	+ 2.063	11:33:43.990	11 -	1:11.279	+ 0.086	11:40:55.831
6 -	1:12.402	+ 1.209	11:34:56.392	12 -	1:13.919	+ 2.726	11:42:09.750
28	Adrian GILBERT		B BMW E36 M3				
1 -	1:15.705	+ 4.214	11:28:59.793	7 -	1:12.998	+ 1.507	11:36:16.663
2 -	1:14.230	+ 2.739	11:30:14.023	8 -	1:11.862	+ 0.371	11:37:28.525
3 -	1:12.914	+ 1.423	11:31:26.937	9 -	1:11.548	+ 0.057	11:38:40.073
4 -	1:11.669	+ 0.178	11:32:38.606	10 -	1:11.491		11:39:51.564
5 -	1:12.687	+ 1.196	11:33:51.293	11 -	1:11.692	+ 0.201	11:41:03.256
6 -	1:12.372	+ 0.881	11:35:03.665				

Weather / Track : Cloudy / Dry

Silverstone National
Circuit Length = 1.6390 miles
Start: 11:25 End: 11:42

Kumho BMW Championship

QUALIFYING - RACE 6 - LAP ANALYSIS

29	Mark SMITH		B BMW E90 M3				
1 -	1:09.732	+ 2.208	11:28:44.900	7 -	1:09.081	+ 1.557	11:35:35.700
2 -	1:08.376	+ 0.852	11:29:53.276	8 -	1:07.893	+ 0.369	11:36:43.593
3 -	1:07.659	+ 0.135	11:31:00.935	9 -	1:07.590	+ 0.066	11:37:51.183
4 -	1:09.783	+ 2.259	11:32:10.718	10 -	1:07.524		11:38:58.707
5 -	1:07.527	+ 0.003	11:33:18.245	11 -	1:08.472	+ 0.948	11:40:07.179
6 -	1:08.374	+ 0.850	11:34:26.619	12 -	1:08.076	+ 0.552	11:41:15.255
32	Rodger CARD		B BMW E30 M3				
1 -	1:11.755	+ 3.986	11:28:51.146	7 -	1:10.648	+ 2.879	11:35:46.886
2 -	1:08.785	+ 1.016	11:29:59.931	8 -	1:11.112	+ 3.343	11:36:57.998
3 -	1:08.477	+ 0.708	11:31:08.408	9 -	1:08.497	+ 0.728	11:38:06.495
4 -	1:10.660	+ 2.891	11:32:19.068	10 -	1:10.629	+ 2.860	11:39:17.124
5 -	1:08.030	+ 0.261	11:33:27.098	11 -	1:07.769		11:40:24.893
6 -	1:09.140	+ 1.371	11:34:36.238	12 -	1:08.648	+ 0.879	11:41:33.541
41	Stuart LAWS		B BMW E36 M3				
1 -	1:11.286	+ 3.933	11:28:45.334	7 -	1:07.790	+ 0.437	11:35:34.494
2 -	1:08.828	+ 1.475	11:29:54.162	8 -	1:07.353		11:36:41.847
3 -	1:07.974	+ 0.621	11:31:02.136	9 -	1:07.844	+ 0.491	11:37:49.691
4 -	1:08.921	+ 1.568	11:32:11.057	10 -	1:07.890	+ 0.537	11:38:57.581
5 -	1:07.569	+ 0.216	11:33:18.626	11 -	1:08.778	+ 1.425	11:40:06.359
6 -	1:08.078	+ 0.725	11:34:26.704	12 -	1:07.903	+ 0.550	11:41:14.262
50	Peter MILLER		C BMW E36 328i				
1 -	1:25.702	+ 8.259	11:29:36.450	6 -	1:19.744	+ 2.301	11:36:23.395
2 -	1:22.861	+ 5.418	11:30:59.311	7 -	1:19.835	+ 2.392	11:37:43.230
3 -	1:25.825	+ 8.382	11:32:25.136	8 -	1:18.624	+ 1.181	11:39:01.854
4 -	1:19.520	+ 2.077	11:33:44.656	9 -	1:17.448	+ 0.005	11:40:19.302
5 -	1:18.995	+ 1.552	11:35:03.651	10 -	1:17.443		11:41:36.745
55	Simon HUDSON		C BMW E30				
1 -	1:13.643	+ 4.387	11:28:42.526	7 -	1:10.503	+ 1.247	11:35:45.981
2 -	1:11.952	+ 2.696	11:29:54.478	8 -	1:09.723	+ 0.467	11:36:55.704
3 -	1:09.650	+ 0.394	11:31:04.128	9 -	1:09.462	+ 0.206	11:38:05.166
4 -	1:11.544	+ 2.288	11:32:15.672	10 -	1:09.256		11:39:14.422
5 -	1:09.469	+ 0.213	11:33:25.141	11 -	1:09.642	+ 0.386	11:40:24.064
6 -	1:10.337	+ 1.081	11:34:35.478	12 -	1:09.873	+ 0.617	11:41:33.937
69	James FORD		D BMW E36 318ti				
1 -	1:26.990	+ 8.710	11:29:34.850	6 -	1:18.280		11:36:17.143
2 -	1:23.430	+ 5.150	11:30:58.280	7 -	1:19.098	+ 0.818	11:37:36.241
3 -	1:22.864	+ 4.584	11:32:21.144	8 -	1:19.355	+ 1.075	11:38:55.596
4 -	1:19.195	+ 0.915	11:33:40.339	9 -	1:21.104	+ 2.824	11:40:16.700
5 -	1:18.524	+ 0.244	11:34:58.863	10 -	1:23.025	+ 4.745	11:41:39.725
70	Robert SALISBURY		D BMW 318is				
1 -	1:29.327	+ 13.512	11:29:14.359	7 -	1:18.040	+ 2.225	11:37:04.619
2 -	1:19.618	+ 3.803	11:30:33.977	8 -	1:16.941	+ 1.126	11:38:21.560
3 -	1:17.212	+ 1.397	11:31:51.189	9 -	1:15.815		11:39:37.375
4 -	1:18.119	+ 2.304	11:33:09.308	10 -	1:15.915	+ 0.100	11:40:53.290
5 -	1:19.452	+ 3.637	11:34:28.760	11 -	1:17.265	+ 1.450	11:42:10.555
6 -	1:17.819	+ 2.004	11:35:46.579				
73	John JONES		D BMW 318is				
1 -	1:24.076	+ 8.204	11:29:19.561	7 -	1:16.029	+ 0.157	11:37:07.875
2 -	1:20.429	+ 4.557	11:30:39.990	8 -	1:15.872		11:38:23.747
3 -	1:18.900	+ 3.028	11:31:58.890	9 -	1:16.814	+ 0.942	11:39:40.561
4 -	1:17.788	+ 1.916	11:33:16.678	10 -	1:16.576	+ 0.704	11:40:57.137
5 -	1:18.802	+ 2.930	11:34:35.480	11 -	1:16.485	+ 0.613	11:42:13.622
6 -	1:16.366	+ 0.494	11:35:51.846				

Weather / Track : Cloudy / Dry

Silverstone National
Circuit Length = 1.6390 miles
Start: 11:25 End: 11:42

Kumho BMW Championship

QUALIFYING - RACE 6 - LAP ANALYSIS

74	Ralph KIRK		D BMW 318is				
1 -	1:21.095	+ 4.793	11:29:17.295	7 -	1:16.784	+ 0.482	11:37:01.296
2 -	1:16.969	+ 0.667	11:30:34.264	8 -	1:16.377	+ 0.075	11:38:17.673
3 -	1:17.734	+ 1.432	11:31:51.998	9 -	1:16.302		11:39:33.975
4 -	1:18.672	+ 2.370	11:33:10.670	10 -	1:17.753	+ 1.451	11:40:51.728
5 -	1:16.539	+ 0.237	11:34:27.209	11 -	1:16.577	+ 0.275	11:42:08.305
6 -	1:17.303	+ 1.001	11:35:44.512				
76	Douglas SIMMEN		D BMW 318iS				
1 -	1:26.880	+ 5.863	11:29:34.324	6 -	1:23.105	+ 2.088	11:36:39.608
2 -	1:23.671	+ 2.654	11:30:57.995	7 -	1:23.002	+ 1.985	11:38:02.610
3 -	1:27.324	+ 6.307	11:32:25.319	8 -	1:23.105	+ 2.088	11:39:25.715
4 -	1:27.315	+ 6.298	11:33:52.634	9 -	1:21.017		11:40:46.732
5 -	1:23.869	+ 2.852	11:35:16.503	10 -	1:24.218	+ 3.201	11:42:10.950
77	John BRABBIN		D BMW 318				
1 -	1:24.362	+ 9.475	11:29:19.360	7 -	1:15.952	+ 1.065	11:37:07.383
2 -	1:19.467	+ 4.580	11:30:38.827	8 -	1:15.757	+ 0.870	11:38:23.140
3 -	1:20.113	+ 5.226	11:31:58.940	9 -	1:14.887		11:39:38.027
4 -	1:18.445	+ 3.558	11:33:17.385	10 -	1:15.573	+ 0.686	11:40:53.600
5 -	1:17.486	+ 2.599	11:34:34.871	11 -	1:15.879	+ 0.992	11:42:09.479
6 -	1:16.560	+ 1.673	11:35:51.431				
78	Darren FIELDING		D BMW 318 Compact				
1 -	1:28.425	+ 14.326	11:29:37.744	6 -	1:14.243	+ 0.144	11:36:15.528
2 -	1:22.575	+ 8.476	11:31:00.319	7 -	1:14.545	+ 0.446	11:37:30.073
3 -	1:27.898	+ 13.799	11:32:28.217	8 -	1:14.381	+ 0.282	11:38:44.454
4 -	1:16.755	+ 2.656	11:33:44.972	9 -	1:14.441	+ 0.342	11:39:58.895
5 -	1:16.313	+ 2.214	11:35:01.285	10 -	1:14.099		11:41:12.994
79	Karl SKITT		D BMW 318 Compact				
1 -	1:27.383	+ 12.629	11:29:39.371	6 -	1:15.281	+ 0.527	11:36:14.750
2 -	1:22.157	+ 7.403	11:31:01.528	7 -	1:15.767	+ 1.013	11:37:30.517
3 -	1:23.980	+ 9.226	11:32:25.508	8 -	1:14.867	+ 0.113	11:38:45.384
4 -	1:17.367	+ 2.613	11:33:42.875	9 -	1:15.194	+ 0.440	11:40:00.578
5 -	1:16.594	+ 1.840	11:34:59.469	10 -	1:14.754		11:41:15.332
81	Richard BACON		D BMW E36 318i				
1 -	1:20.414	+ 5.740	11:29:16.381	7 -	1:16.584	+ 1.910	11:36:48.771
2 -	1:16.307	+ 1.633	11:30:32.688	8 -	1:20.537	+ 5.863	11:38:09.308
3 -	1:15.252	+ 0.578	11:31:47.940	9 -	1:15.890	+ 1.216	11:39:25.198
4 -	1:14.821	+ 0.147	11:33:02.761	10 -	1:15.255	+ 0.581	11:40:40.453
5 -	1:14.674		11:34:17.435	11 -	1:15.240	+ 0.566	11:41:55.693
6 -	1:14.752	+ 0.078	11:35:32.187				
83	Matthew FIELDING		D BMW 318 Coupe				
1 -	1:27.566	+ 12.686	11:29:37.383	6 -	1:17.961	+ 3.081	11:36:18.027
2 -	1:21.932	+ 7.052	11:30:59.315	7 -	1:15.636	+ 0.756	11:37:33.663
3 -	1:25.246	+ 10.366	11:32:24.561	8 -	1:15.703	+ 0.823	11:38:49.366
4 -	1:17.838	+ 2.958	11:33:42.399	9 -	1:14.880		11:40:04.246
5 -	1:17.667	+ 2.787	11:35:00.066	10 -	1:16.207	+ 1.327	11:41:20.453
84	Philip GRAYSON		D BMW 318is				
1 -	1:27.029	+ 9.944	11:29:35.572	6 -	1:19.593	+ 2.508	11:36:19.435
2 -	1:22.919	+ 5.834	11:30:58.491	7 -	1:18.526	+ 1.441	11:37:37.961
3 -	1:23.346	+ 6.261	11:32:21.837	8 -	1:17.745	+ 0.660	11:38:55.706
4 -	1:19.005	+ 1.920	11:33:40.842	9 -	1:18.493	+ 1.408	11:40:14.199
5 -	1:19.000	+ 1.915	11:34:59.842	10 -	1:17.085		11:41:31.284
86	Devin GROSSE		D BMW 318i				
1 -	1:22.920	+ 7.142	11:29:20.209	7 -	1:17.188	+ 1.410	11:37:03.602

Weather / Track : Cloudy / Dry

Silverstone National
Circuit Length = 1.6390 miles
Start: 11:25 End: 11:42

Kumho BMW Championship
QUALIFYING - RACE 6 - LAP ANALYSIS

2 -	1:17.797	+ 2.019	11:30:38.006	8 -	1:15.778		11:38:19.380
3 -	1:17.532	+ 1.754	11:31:55.538	9 -	1:16.486	+ 0.708	11:39:35.866
4 -	1:16.550	+ 0.772	11:33:12.088	10 -	1:16.206	+ 0.428	11:40:52.072
5 -	1:17.437	+ 1.659	11:34:29.525	11 -	1:16.486	+ 0.708	11:42:08.558
6 -	1:16.889	+ 1.111	11:35:46.414				
88	Paul BELLAMY						
			D	BMW 318is			
1 -	1:14.033	+ 1.711	11:28:48.027	7 -	1:12.525	+ 0.203	11:36:05.131
2 -	1:13.571	+ 1.249	11:30:01.598	8 -	1:12.322		11:37:17.453
3 -	1:12.507	+ 0.185	11:31:14.105	9 -	1:12.632	+ 0.310	11:38:30.085
4 -	1:12.501	+ 0.179	11:32:26.606	10 -	1:12.816	+ 0.494	11:39:42.901
5 -	1:13.086	+ 0.764	11:33:39.692	11 -	1:12.326	+ 0.004	11:40:55.227
6 -	1:12.914	+ 0.592	11:34:52.606	12 -	1:14.182	+ 1.860	11:42:09.409

Weather / Track : Cloudy / Dry

Silverstone National
 Circuit Length = 1.6390 miles
 Start: 11:25 End: 11:42

Kumho BMW Championship

RACE 6 - GRID

ROW 13	1:18.280 69 James FORD	1:21.017 76 Douglas SIMMEN
ROW 12	1:17.085 84 Philip GRAYSON	1:17.443 50 Peter MILLER
ROW 11	1:15.872 73 John JONES	1:16.302 74 Ralph KIRK
ROW 10	1:15.778 86 Devin GROSSE	1:15.815 70 Robert SALISBURY
ROW 9	1:14.880 83 Matthew FIELDING	1:14.887 77 John BRABBIN
ROW 8	1:14.674 81 Richard BACON	1:14.754 79 Karl SKITT
ROW 7	1:12.322 88 Paul BELLAMY	1:14.099 78 Darren FIELDING
ROW 6	1:11.193 27 Evelyne BUANIC	1:11.491 28 Adrian GILBERT
ROW 5	1:07.769 32 Rodger CARD	1:09.256 55 Simon HUDSON
ROW 4	1:07.510 4 Colin WHITMORE	1:07.524 29 Mark SMITH
ROW 3	1:06.592 8 Graham HEARD	1:07.353 41 Stuart LAWS
ROW 2	1:04.704 14 Colin WELLS	1:05.172 10 Ian CRISP
ROW 1	1:03.519 2 Garrie WHITTAKER	1:03.692 11 David KEMPTON

Pole

Silverstone National
Circuit Length = 1.6390 miles

These results are provisional until the conclusion of any judicial and technical matters.

Clerk of Course :

Timekeeper :

Lackford Engineering Austin Healey Club Championship
QUALIFYING - RACE 7 - CLASSIFICATION

POS	NO	CL	NAME	ENTRY	TIME	ON	LAPS	GAP	DIFF	MPH
1	17	B	David GRACE	Austin Healey 3000 Mk1	1:09.203	5	13			85.26
2	1	B	David SMITHIES	Austin Healey 3000	1:09.222	4	13	0.019	0.019	85.23
3	16	B	Eric WOOLLEY	Austin Healey 3000 Sebring	1:10.274	3	4	1.071	1.052	83.96
4	19	B	Peter GRANT	Austin Healey 3000	1:10.708	5	12	1.505	0.434	83.44
5	51	B	Richard KNIGHT	Austin Healey 3000 MK2	1:11.105	6	11	1.902	0.397	82.98
6	57	E	Robin LACKFORD	Austin Healey Frogeye Sprite	1:11.286	10	12	2.083	0.181	82.77
7	12	E	Drew CAMERON	Austin Healey Frogeye Sprite	1:11.576	8	12	2.373	0.290	82.43
8	25	B	Tom WALKER	Austin Healey 3000 Mk1	1:13.283	4	12	4.080	1.707	80.51
9	8	D	William HARRIS	Austin Healey Sprite	1:13.314	4	11	4.111	0.031	80.48
10	98	B	Paul CAMPFIELD	Austin Healey Sprite Frogeye MK1	1:13.328	4	5	4.125	0.014	80.46
11	27	D	Neil CAMERON	Austin Healey Arkley Sprite	1:13.534	9	12	4.331	0.206	80.23
12	26	D	Brian BEDFORD	Austin Healey SPRITE	1:15.527	3	12	6.324	1.993	78.12
13	3	D	Nigel LACKFORD	Austin Healey Sprite	1:16.231	6	12	7.028	0.704	77.40
14	91	B	Simon PARRY-WILLIAMS	Austin Healey 3000	1:17.252	2	5	8.049	1.021	76.37

CARS 17,19 AND 90 NO WORKING TRANSPONDERS YOU MUST FIX FOR RACE MSA REGULATION Q.12.1.2

Weather / Track : Cloudy / Dry

These results are provisional until the conclusion of any judicial and technical matters.

Silverstone National
 Circuit Length = 1.6390 miles
 Start: 11:50 End: 12:07

Clerk of Course :		Timekeeper :
-------------------	--	--------------

Lackford Engineering Austin Healey Club Championship

QUALIFYING - RACE 7 - LAP ANALYSIS

1	David SMITHIES		B Austin Healey 3000				
1 -	1:15.078	+ 5.856	11:52:37.537	8 -	1:09.634	+ 0.412	12:00:47.359
2 -	1:12.112	+ 2.890	11:53:49.649	9 -	1:10.205	+ 0.983	12:01:57.564
3 -	1:10.202	+ 0.980	11:54:59.851	10 -	1:09.689	+ 0.467	12:03:07.253
4 -	1:09.222		11:56:09.073	11 -	1:10.128	+ 0.906	12:04:17.381
5 -	1:09.475	+ 0.253	11:57:18.548	12 -	1:10.138	+ 0.916	12:05:27.519
6 -	1:09.517	+ 0.295	11:58:28.065	13 -	1:09.525	+ 0.303	12:06:37.044
7 -	1:09.660	+ 0.438	11:59:37.725				
3	Nigel LACKFORD		D Austin Healey Sprite				
1 -	1:23.650	+ 7.419	11:52:48.126	7 -	1:16.434	+ 0.203	12:00:30.108
2 -	1:19.414	+ 3.183	11:54:07.540	8 -	1:16.543	+ 0.312	12:01:46.651
3 -	1:17.161	+ 0.930	11:55:24.701	9 -	1:17.383	+ 1.152	12:03:04.034
4 -	1:16.382	+ 0.151	11:56:41.083	10 -	1:17.801	+ 1.570	12:04:21.835
5 -	1:16.360	+ 0.129	11:57:57.443	11 -	1:17.413	+ 1.182	12:05:39.248
6 -	1:16.231		11:59:13.674	12 -	1:17.300	+ 1.069	12:06:56.548
8	William HARRIS		D Austin Healey Sprite				
1 -	1:24.349	+ 11.035	11:53:01.809	7 -	1:28.923	+ 15.609	12:00:43.918
2 -	1:16.578	+ 3.264	11:54:18.387	8 -	1:15.769	+ 2.455	12:01:59.687
3 -	1:15.446	+ 2.132	11:55:33.833	9 -	1:15.262	+ 1.948	12:03:14.949
4 -	1:13.314		11:56:47.147	10 -	1:15.274	+ 1.960	12:04:30.223
5 -	1:13.610	+ 0.296	11:58:00.757	11 -	1:14.138	+ 0.824	12:05:44.361
6 -	1:14.238	+ 0.924	11:59:14.995				
12	Drew CAMERON		E Austin Healey Frogeye Sprite				
1 -	1:16.854	+ 5.278	11:52:36.759	7 -	1:11.597	+ 0.021	11:59:50.815
2 -	1:13.949	+ 2.373	11:53:50.708	8 -	1:11.576		12:01:02.391
3 -	1:12.943	+ 1.367	11:55:03.651	9 -	1:11.689	+ 0.113	12:02:14.080
4 -	1:11.805	+ 0.229	11:56:15.456	10 -	1:11.751	+ 0.175	12:03:25.831
5 -	1:11.647	+ 0.071	11:57:27.103	11 -	1:11.638	+ 0.062	12:04:37.469
6 -	1:12.115	+ 0.539	11:58:39.218	12 -	1:11.936	+ 0.360	12:05:49.405
16	Eric WOOLLEY		B Austin Healey 3000 Sebring				
1 -	1:15.636	+ 5.362	11:52:44.161	3 -	1:10.274		11:55:05.854
2 -	1:11.419	+ 1.145	11:53:55.580	4 -	1:12.010	+ 1.736	11:56:17.864
17	David GRACE		B Austin Healey 3000 Mk1				
1 -	1:15.221	+ 6.018	11:52:36.760	8 -	1:09.606	+ 0.403	12:00:44.528
2 -	1:11.329	+ 2.126	11:53:48.089	9 -	1:09.859	+ 0.656	12:01:54.387
3 -	1:09.648	+ 0.445	11:54:57.737	10 -	1:09.657	+ 0.454	12:03:04.044
4 -	1:09.387	+ 0.184	11:56:07.124	11 -	1:09.519	+ 0.316	12:04:13.563
5 -	1:09.203		11:57:16.327	12 -	1:09.722	+ 0.519	12:05:23.285
6 -	1:09.351	+ 0.148	11:58:25.678	13 -	1:10.341	+ 1.138	12:06:33.626
7 -	1:09.244	+ 0.041	11:59:34.922				
19	Peter GRANT		B Austin Healey 3000				
1 -	1:18.154	+ 7.446	11:52:34.237	7 -	1:11.401	+ 0.693	11:59:44.784
2 -	1:13.227	+ 2.519	11:53:47.464	8 -	1:12.144	+ 1.436	12:00:56.928
3 -	1:13.081	+ 2.373	11:55:00.545	9 -	1:12.360	+ 1.652	12:02:09.288
4 -	1:10.805	+ 0.097	11:56:11.350	10 -	1:12.847	+ 2.139	12:03:22.135
5 -	1:10.708		11:57:22.058	11 -	1:12.447	+ 1.739	12:04:34.582
6 -	1:11.325	+ 0.617	11:58:33.383	12 -	1:11.884	+ 1.176	12:05:46.466
25	Tom WALKER		B Austin Healey 3000 Mk1				
1 -	1:19.209	+ 5.926	11:52:36.660	7 -	1:14.373	+ 1.090	12:00:01.777
2 -	1:16.048	+ 2.765	11:53:52.708	8 -	1:14.830	+ 1.547	12:01:16.607
3 -	1:13.820	+ 0.537	11:55:06.528	9 -	1:13.987	+ 0.704	12:02:30.594
4 -	1:13.283		11:56:19.811	10 -	1:14.853	+ 1.570	12:03:45.447
5 -	1:13.767	+ 0.484	11:57:33.578	11 -	1:15.252	+ 1.969	12:05:00.699
6 -	1:13.826	+ 0.543	11:58:47.404	12 -	1:15.034	+ 1.751	12:06:15.733

CARS 17,19 AND 90 NO WORKING TRANSPONDERS YOU MUST FIX FOR RACE MSA REGULATION Q.12.1.2

Weather / Track : Cloudy / Dry

Silverstone National
Circuit Length = 1.6390 miles
Start: 11:50 End: 12:07

Lackford Engineering Austin Healey Club Championship

QUALIFYING - RACE 7 - LAP ANALYSIS

26	Brian BEDFORD		D Austin Healey SPRITE				
1 -	1:22.750	+ 7.223	11:52:36.017	7 -	1:16.660	+ 1.133	12:00:14.900
2 -	1:18.211	+ 2.684	11:53:54.228	8 -	1:16.065	+ 0.538	12:01:30.965
3 -	1:15.527		11:55:09.755	9 -	1:16.522	+ 0.995	12:02:47.487
4 -	1:16.002	+ 0.475	11:56:25.757	10 -	1:17.075	+ 1.548	12:04:04.562
5 -	1:16.577	+ 1.050	11:57:42.334	11 -	1:17.305	+ 1.778	12:05:21.867
6 -	1:15.906	+ 0.379	11:58:58.240	12 -	1:17.187	+ 1.660	12:06:39.054
27	Neil CAMERON		D Austin Healey Arkley Sprite				
1 -	1:23.859	+ 10.325	11:53:00.490	7 -	1:13.630	+ 0.096	12:00:27.345
2 -	1:16.269	+ 2.735	11:54:16.759	8 -	1:13.929	+ 0.395	12:01:41.274
3 -	1:14.422	+ 0.888	11:55:31.181	9 -	1:13.534		12:02:54.808
4 -	1:14.557	+ 1.023	11:56:45.738	10 -	1:13.626	+ 0.092	12:04:08.434
5 -	1:13.860	+ 0.326	11:57:59.598	11 -	1:13.859	+ 0.325	12:05:22.293
6 -	1:14.117	+ 0.583	11:59:13.715	12 -	1:15.813	+ 2.279	12:06:38.106
51	Richard KNIGHT		B Austin Healey 3000 MK2				
1 -	1:20.901	+ 9.796	11:52:49.018	7 -	1:11.636	+ 0.531	12:00:03.115
2 -	1:14.617	+ 3.512	11:54:03.635	8 -	1:12.129	+ 1.024	12:01:15.244
3 -	1:12.453	+ 1.348	11:55:16.088	9 -	1:12.380	+ 1.275	12:02:27.624
4 -	1:12.520	+ 1.415	11:56:28.608	10 -	1:24.892 P	+ 13.787	12:03:52.516
5 -	1:11.766	+ 0.661	11:57:40.374	11 -	2:09.431	+ 58.326	12:06:01.947
6 -	1:11.105		11:58:51.479				
57	Robin LACKFORD		E Austin Healey Frogeye Sprite				
1 -	1:22.743	+ 11.457	11:52:56.490	7 -	1:12.100	+ 0.814	12:00:17.500
2 -	1:14.288	+ 3.002	11:54:10.778	8 -	1:11.576	+ 0.290	12:01:29.076
3 -	1:13.513	+ 2.227	11:55:24.291	9 -	1:11.786	+ 0.500	12:02:40.862
4 -	1:13.193	+ 1.907	11:56:37.484	10 -	1:11.286		12:03:52.148
5 -	1:14.648	+ 3.362	11:57:52.132	11 -	1:11.342	+ 0.056	12:05:03.490
6 -	1:13.268	+ 1.982	11:59:05.400	12 -	1:11.620	+ 0.334	12:06:15.110
91	Simon PARRY-WILLIAMS		B Austin Healey 3000				
1 -	1:26.142	+ 8.890	11:52:43.041	4 -	1:17.492	+ 0.240	11:56:35.038
2 -	1:17.252		11:54:00.293	5 -	1:30.831 P	+ 13.579	11:58:05.869
3 -	1:17.253	+ 0.001	11:55:17.546				
98	Paul CAMPFIELD		B Austin Healey Sprite Frogeye MK1				
1 -	1:17.152	+ 3.824	11:52:40.826	4 -	1:13.328		11:56:21.325
2 -	1:13.764	+ 0.436	11:53:54.590	5 -	1:23.667 P	+ 10.339	11:57:44.992
3 -	1:13.407	+ 0.079	11:55:07.997				


CARS 17,19 AND 90 NO WORKING TRANSPONDERS YOU MUST FIX FOR RACE MSA REGULATION Q.12.1.2

Weather / Track : Cloudy / Dry

Silverstone National
Circuit Length = 1.6390 miles
Start: 11:50 End: 12:07

Lackford Engineering Austin Healey Club Championship

RACE 7 - GRID

ROW 7	1:16.231 3 Nigel LACKFORD	90 Guy PARRY-WILLIAMS
ROW 6	1:13.534 27 Neil CAMERON	1:15.527 26 Brian BEDFORD
ROW 5	1:13.314 8 William HARRIS	1:13.328 98 Paul CAMPFIELD
ROW 4	1:11.576 12 Drew CAMERON	1:13.283 25 Tom WALKER
ROW 3	1:11.105 51 Richard KNIGHT	1:11.286 57 Robin LACKFORD
ROW 2	1:10.274 16 Eric WOOLLEY	1:10.708 19 Peter GRANT
ROW 1	1:09.203 17 David GRACE	1:09.222 1 David SMITHIES
Pole		
		


Silverstone National
Circuit Length = 1.6390 miles

These results are provisional until the conclusion of any judicial and technical matters.

Clerk of Course :		Timekeeper :

Lackford Engineering Austin Healey Club Championship

RACE 15 - GRID

ROW 7	1:16.360 3 Nigel LACKFORD		
ROW 6		1:13.767 25 Tom WALKER	1:15.906 26 Brian BEDFORD
ROW 5	1:13.610 8 William HARRIS		1:13.626 27 Neil CAMERON
ROW 4		1:11.636 51 Richard KNIGHT	1:13.407 98 Paul CAMPFIELD
ROW 3	1:11.419 16 Eric WOOLLEY		1:11.597 12 Drew CAMERON
ROW 2		1:10.805 19 Peter GRANT	1:11.342 57 Robin LACKFORD
ROW 1	1:09.244 17 David GRACE		1:09.475 1 David SMITHIES
Pole			
			

Silverstone National
Circuit Length = 1.6390 miles

These results are provisional until the conclusion of any judicial and technical matters.

Clerk of Course :		Timekeeper :
-------------------	--	--------------

Honda V-Tec Challenge

QUALIFYING - RACE 8 - CLASSIFICATION

POS	NO	CL	NAME	ENTRY	TIME	ON	LAPS	GAP	DIFF	MPH
1	24	A	Richard VOADEN	Honda Integra	1:07.054	10	12			87.99
2	9	A	Charlie BUTLER-HENDERSON	Honda Civic EP3	1:08.824	10	11	1.770	1.770	85.73
3	70	D	Kris DUNLOP	Honda Civic EG	1:09.569	12	12	2.515	0.745	84.81
4	7	A	Robin DUXBURY	Honda Civic EP3	1:09.720	10	12	2.666	0.151	84.62
5	85	C	Stewart HUTCHINSON	Honda Integra Type R	1:10.317	9	12	3.263	0.597	83.91
6	10	D	Gareth BROADBENT	Honda CRX	1:10.641	9	12	3.587	0.324	83.52
7	42	B	Rick ROWLES	Honda Civic Type R	1:13.206	5	11	6.152	2.565	80.59
8	11	D	Dave ROBERTS	Honda CRX	1:13.328	9	11	6.274	0.122	80.46
9	8	T	Simon DEATON	Honda Civic EP3	1:13.572	5	7	6.518	0.244	80.19

CAR 85 - TRANSPONDER NOT WORKING YOU MUST FIX FOR RACE MSA REGULATION Q.12.1.2

Weather / Track : Cloudy / Dry

These results are provisional until the conclusion of any judicial and technical matters.

Silverstone National
Circuit Length = 1.6390 miles
Start: 12:15 End: 12:30

Clerk of Course :		Timekeeper :
-------------------	--	--------------

Honda V-Tec Challenge

QUALIFYING - RACE 8 - LAP ANALYSIS

7	Robin DUXBURY		A Honda Civic EP3				
1 -	1:17.541	+ 7.821	12:17:15.771	7 -	1:10.206	+ 0.486	12:24:18.219
2 -	1:12.183	+ 2.463	12:18:27.954	8 -	1:18.718	+ 8.998	12:25:36.937
3 -	1:10.384	+ 0.664	12:19:38.338	9 -	1:10.017	+ 0.297	12:26:46.954
4 -	1:10.090	+ 0.370	12:20:48.428	10 -	1:09.720		12:27:56.674
5 -	1:09.746	+ 0.026	12:21:58.174	11 -	1:10.539	+ 0.819	12:29:07.213
6 -	1:09.839	+ 0.119	12:23:08.013	12 -	1:10.856	+ 1.136	12:30:18.069
8	Simon DEATON		T Honda Civic EP3				
1 -	1:19.870	+ 6.298	12:21:33.371	5 -	1:13.572		12:26:38.038
2 -	1:20.191	+ 6.619	12:22:53.562	6 -	1:13.686	+ 0.114	12:27:51.724
3 -	1:16.430	+ 2.858	12:24:09.992	7 -	1:16.512	+ 2.940	12:29:08.236
4 -	1:14.474	+ 0.902	12:25:24.466				
9	Charlie BUTLER-HENDERSON		A Honda Civic EP3				
1 -	1:12.288	+ 3.464	12:17:06.964	7 -	1:10.066	+ 1.242	12:24:06.093
2 -	1:09.755	+ 0.931	12:18:16.719	8 -	1:09.932	+ 1.108	12:25:16.025
3 -	1:09.755	+ 0.931	12:19:26.474	9 -	1:09.169	+ 0.345	12:26:25.194
4 -	1:09.271	+ 0.447	12:20:35.745	10 -	1:08.824		12:27:34.018
5 -	1:11.290	+ 2.466	12:21:47.035	11 -	1:29.194 P	+ 20.370	12:29:03.212
6 -	1:08.992	+ 0.168	12:22:56.027				
10	Gareth BROADBENT		D Honda CRX				
1 -	1:14.349	+ 3.708	12:17:10.384	7 -	1:10.886	+ 0.245	12:24:17.500
2 -	1:12.676	+ 2.035	12:18:23.060	8 -	1:10.745	+ 0.104	12:25:28.245
3 -	1:11.364	+ 0.723	12:19:34.424	9 -	1:10.641		12:26:38.886
4 -	1:10.704	+ 0.063	12:20:45.128	10 -	1:11.407	+ 0.766	12:27:50.293
5 -	1:10.735	+ 0.094	12:21:55.863	11 -	1:11.021	+ 0.380	12:29:01.314
6 -	1:10.751	+ 0.110	12:23:06.614	12 -	1:19.753	+ 9.112	12:30:21.067
11	Dave ROBERTS		D Honda CRX				
1 -	1:20.790	+ 7.462	12:17:32.746	7 -	1:15.664	+ 2.336	12:25:23.169
2 -	1:16.675	+ 3.347	12:18:49.421	8 -	1:13.940	+ 0.612	12:26:37.109
3 -	1:14.566	+ 1.238	12:20:03.987	9 -	1:13.328		12:27:50.437
4 -	1:13.998	+ 0.670	12:21:17.985	10 -	1:15.826	+ 2.498	12:29:06.263
5 -	1:23.935	+ 10.607	12:22:41.920	11 -	1:14.555	+ 1.227	12:30:20.818
6 -	1:25.585	+ 12.257	12:24:07.505				
24	Richard VOADEN		A Honda Integra				
1 -	1:42.418	+ 35.364	12:17:50.546	7 -	1:07.490	+ 0.436	12:24:46.743
2 -	1:11.050	+ 3.996	12:19:01.596	8 -	1:07.734	+ 0.680	12:25:54.477
3 -	1:10.631	+ 3.577	12:20:12.227	9 -	1:07.917	+ 0.863	12:27:02.394
4 -	1:08.118	+ 1.064	12:21:20.345	10 -	1:07.054		12:28:09.448
5 -	1:09.474	+ 2.420	12:22:29.819	11 -	1:07.158	+ 0.104	12:29:16.606
6 -	1:09.434	+ 2.380	12:23:39.253	12 -	1:07.280	+ 0.226	12:30:23.886
42	Rick ROWLES		B Honda Civic Type R				
1 -	1:21.281	+ 8.075	12:17:26.483	7 -	1:15.715	+ 2.509	12:25:20.695
2 -	1:16.316	+ 3.110	12:18:42.799	8 -	1:13.990	+ 0.784	12:26:34.685
3 -	1:13.325	+ 0.119	12:19:56.124	9 -	1:14.240	+ 1.034	12:27:48.925
4 -	1:13.643	+ 0.437	12:21:09.767	10 -	1:15.272	+ 2.066	12:29:04.197
5 -	1:13.206		12:22:22.973	11 -	1:14.249	+ 1.043	12:30:18.446
6 -	1:42.007	+ 28.801	12:24:04.980				
70	Kris DUNLOP		D Honda Civic EG				
1 -	1:19.304	+ 9.735	12:17:29.160	7 -	1:10.161	+ 0.592	12:24:33.248
2 -	1:11.772	+ 2.203	12:18:40.932	8 -	1:10.266	+ 0.697	12:25:43.514
3 -	1:11.076	+ 1.507	12:19:52.008	9 -	1:09.662	+ 0.093	12:26:53.176
4 -	1:10.709	+ 1.140	12:21:02.717	10 -	1:09.614	+ 0.045	12:28:02.790
5 -	1:10.367	+ 0.798	12:22:13.084	11 -	1:10.206	+ 0.637	12:29:12.996
6 -	1:10.003	+ 0.434	12:23:23.087	12 -	1:09.569		12:30:22.565

CAR 85 - TRANSPONDER NOT WORKING YOU MUST FIX FOR RACE MSA REGULATION Q.12.1.2

Weather / Track : Cloudy / Dry

Silverstone National
Circuit Length = 1.6390 miles
Start: 12:15 End: 12:30

Honda V-Tec Challenge

QUALIFYING - RACE 8 - LAP ANALYSIS

85		Stewart HUTCHINSON		C		Honda Integra Type R	
1 -	1:17.503	+ 7.186	12:17:23.189	7 -	1:11.301	+ 0.984	12:24:35.848
2 -	1:13.113	+ 2.796	12:18:36.302	8 -	1:10.633	+ 0.316	12:25:46.481
3 -	1:12.357	+ 2.040	12:19:48.659	9 -	1:10.317		12:26:56.798
4 -	1:11.814	+ 1.497	12:21:00.473	10 -	1:10.596	+ 0.279	12:28:07.394
5 -	1:11.702	+ 1.385	12:22:12.175	11 -	1:10.846	+ 0.529	12:29:18.240
6 -	1:12.372	+ 2.055	12:23:24.547	12 -	1:10.687	+ 0.370	12:30:28.927


CAR 85 - TRANSPONDER NOT WORKING YOU MUST FIX FOR RACE MSA REGULATION Q.12.1.2

Weather / Track : Cloudy / Dry

Silverstone National
 Circuit Length = 1.6390 miles
 Start: 12:15 End: 12:30

Honda V-Tec Challenge

RACE 8 - GRID

ROW 5	1:13.572 8 Simon DEATON		
ROW 4		1:13.206 42 Rick ROWLES	1:13.328 11 Dave ROBERTS
ROW 3	1:10.317 85 Stewart HUTCHINSON		1:10.641 10 Gareth BROADBENT
ROW 2		1:09.569 70 Kris DUNLOP	1:09.720 7 Robin DUXBURY
ROW 1	1:07.054 24 Richard VOADEN		1:08.824 9 Charlie BUTLER-HENDERSON
Pole			
			


Silverstone National
Circuit Length = 1.6390 miles

These results are provisional until the conclusion of any judicial and technical matters.

Clerk of Course :		Timekeeper :
-------------------	--	--------------

Honda V-Tec Challenge

RACE 16 - GRID

ROW 5	1:13.940 11 Dave ROBERTS		
ROW 4		1:13.325 42 Rick ROWLES	1:13.686 8 Mark CHESE
ROW 3	1:10.596 85 Stewart HUTCHINSON		1:10.704 10 Gareth BROADBENT
ROW 2		1:09.614 70 Kris DUNLOP	1:09.746 7 Robin DUXBURY
ROW 1	1:07.158 24 Richard VOADEN		1:08.992 9 Charlie BUTLER-HENDERSON
Pole			
			

Silverstone National
Circuit Length = 1.6390 miles

These results are provisional until the conclusion of any judicial and technical matters.

Clerk of Course :		Timekeeper :

McMillan Motorsport Caterham Graduate Championship (Mega)

RACE 1 - CLASSIFICATION

POS	NO	CL	NAME	ENTRY	LAPS	TIME	GAP	DIFF	MPH	BEST	ON
1	2		Myles PACKMAN	Caterham 7	19	21:36.437			86.47	1:07.177	19
2	48		Daniel MALKIN	Caterham 7	19	21:37.235	0.798	0.798	86.41	1:07.186	19
3	17		Paul MANYWEATHERS	Caterham 7	19	21:37.520	1.083	0.285	86.40	1:07.330	13
4	18		George LONGMUIR	Caterham 7	19	21:37.800	1.363	0.280	86.38	1:06.816	19
5	7		Nick FROST	Caterham 7	19	21:37.987	1.550	0.187	86.36	1:07.243	19
6	33		Darrell WILSON	Caterham 7	19	21:38.206	1.769	0.219	86.35	1:07.329	2
7	5		Martin AMSION	Caterham 7	19	21:38.444	2.007	0.238	86.33	1:06.988	19
8	20		Mick WHITEHEAD	Caterham 7	19	21:39.002	2.565	0.558	86.30	1:07.128	18
9	50		Declan DOLAN	Caterham 7	19	21:42.254	5.817	3.252	86.08	1:07.355	14
10	4		Nicholas HARYETT	Caterham 7	19	21:42.724	6.287	0.470	86.05	1:07.396	10
11	30		Mark BRUNNING	Caterham 7	19	21:42.898	6.461	0.174	86.04	1:07.482	14
12	14		Tim JUMP	Caterham 7	19	21:43.372	6.935	0.474	86.01	1:06.950	9
13	56		Brett RAY	Caterham 7	19	21:50.045	13.608	6.673	85.57	1:07.569	14
14	25		Keith PENNINGTON	Caterham 7	19	21:51.563	15.126	1.518	85.47	1:07.471	14
15	15		Kim RAYMENT	Caterham 7	19	21:51.666	15.229	0.103	85.46	1:07.780	13
16	26		Ian NOBLE	Caterham 7	19	21:51.854	15.417	0.188	85.45	1:07.403	13
17	9		Robert DRAPER	Caterham 7	19	21:52.455	16.018	0.601	85.41	1:07.981	8
18	21		Matt THOMPSON	Caterham 7	19	21:53.280	16.843	0.825	85.36	1:07.894	7
19	10		Nigel SMITH	Caterham 7	19	21:53.389	16.952	0.109	85.35	1:07.502	4
20	69		Adrian RUSSELL	Caterham 7	19	21:53.390	16.953	0.001	85.35	1:07.553	3
21	54		Peter FRITH	Caterham 7	19	21:53.857	17.420	0.467	85.32	1:08.096	10
22	44		Nick PANCISI	Caterham 7	19	21:54.678	18.241	0.821	85.27	1:08.151	10
23	36		Jo JAMES	Caterham 7	19	22:02.086	25.649	7.408	84.79	1:08.310	5
24	52		Mike FESEMEYER	Caterham 7	19	22:11.768	35.331	9.682	84.17	1:08.767	12
25	32		Peter NEAL	Caterham 7	19	22:11.831	35.394	0.063	84.17	1:08.599	16
26	22		Peter MARSH	Caterham 7	19	22:29.588	53.151	17.757	83.06	1:09.160	6

FASTEST LAP

18	George LONGMUIR	Caterham 7	19	1:06.816	88.30 mph	142.11 kph
----	------------------------	------------	----	----------	-----------	------------

Weather / Track : Cloudy / Dry

These results are provisional until the conclusion of any judicial and technical matters.

Silverstone National

Circuit Length = 1.6390 miles

Start: 13:52 End: 14:14

Clerk of Course :		Timekeeper :	
-------------------	--	--------------	--

McMillan Motorsport Caterham Graduate Championship (Mega)

RACE 1 - LAP CHART

Lap 1			Lap 2			Lap 3			Lap 4			Lap 5		
No	Behind	Laptime	No	Behind	Laptime	No	Behind	Laptime	No	Behind	Laptime	No	Behind	Laptime
17		1:11.907	17		1:07.919	2		1:07.988	5		1:07.844	5		1:08.466
2	0.060	1:11.967	2	0.035	1:07.894	5	0.387	1:08.006	33	0.075	1:07.708	2	0.219	1:08.362
5	0.434	1:12.341	33	0.330	1:07.329	33	0.598	1:08.291	2	0.323	1:08.554	33	0.684	1:09.075
30	0.855	1:12.762	5	0.404	1:07.889	17	0.960	1:08.983	48	0.630	1:07.877	48	0.744	1:08.580
33	0.920	1:12.827	48	0.810	1:07.637	48	0.984	1:08.197	17	0.816	1:08.087	17	0.934	1:08.584
48	1.092	1:12.999	30	1.177	1:08.241	50	1.325	1:07.912	30	1.234	1:07.746	30	1.543	1:08.775
50	1.266	1:13.173	50	1.436	1:08.089	20	1.407	1:07.775	20	1.365	1:08.189	20	1.576	1:08.677
20	1.608	1:13.515	20	1.655	1:07.966	30	1.719	1:08.565	50	1.840	1:08.746	69	1.787	1:08.047
4	1.998	1:13.905	18	2.245	1:08.090	18	1.833	1:07.611	18	1.933	1:08.331	50	1.869	1:08.495
18	2.074	1:13.981	4	2.762	1:08.683	69	2.381	1:07.553	69	2.206	1:08.056	18	2.006	1:08.539
69	2.342	1:14.249	69	2.851	1:08.428	4	2.915	1:08.176	4	2.609	1:07.925	4	2.334	1:08.191
25	2.606	1:14.513	10	3.504	1:08.603	10	3.588	1:08.107	10	2.859	1:07.502	10	2.527	1:08.134
10	2.820	1:14.727	9	4.197	1:08.798	9	4.535	1:08.361	9	4.415	1:08.111	7	4.194	1:08.087
9	3.318	1:15.225	7	4.602	1:08.478	7	4.772	1:08.193	7	4.573	1:08.032	14	4.551	1:07.804
56	3.740	1:15.647	56	4.707	1:08.886	14	5.035	1:07.597	14	5.213	1:08.409	56	4.738	1:07.771
44	3.899	1:15.806	44	5.124	1:09.144	56	5.320	1:08.636	56	5.433	1:08.344	9	5.204	1:09.255
7	4.043	1:15.950	14	5.461	1:08.972	44	5.637	1:08.536	15	6.267	1:07.941	15	7.013	1:09.212
14	4.408	1:16.315	25	6.007	1:11.320	25	6.322	1:08.338	44	6.356	1:08.950	25	7.174	1:08.666
36	4.921	1:16.828	54	6.119	1:09.108	15	6.557	1:08.236	25	6.974	1:08.883	44	7.402	1:09.512
54	4.930	1:16.837	15	6.344	1:08.955	54	6.706	1:08.610	54	7.378	1:08.903	54	7.424	1:08.512
15	5.308	1:17.215	36	6.626	1:09.624	36	7.186	1:08.583	36	7.712	1:08.757	36	7.556	1:08.310
52	6.692	1:18.599	26	8.507	1:09.085	26	9.254	1:08.770	26	9.334	1:08.311	26	9.381	1:08.513
26	7.341	1:19.248	21	9.952	1:10.003	21	10.748	1:08.819	21	10.583	1:08.066	21	10.659	1:08.542
22	7.367	1:19.274	52	10.711	1:11.938	52	11.633	1:08.945	52	12.369	1:08.967	52	13.245	1:09.342
21	7.868	1:19.775	22	11.114	1:11.666	22	12.394	1:09.303	22	13.482	1:09.319	32	14.983	1:09.643
32	10.859	1:22.766	32	12.320	1:09.380	32	13.026	1:08.729	32	13.806	1:09.011	22	15.148	1:10.132

Weather / Track : Cloudy / Dry

Silverstone National
Circuit Length = 1.6390 miles
Start: 13:52 End: 14:14

McMillan Motorsport Caterham Graduate Championship (Mega)

RACE 1 - LAP CHART

Lap 6			Lap 7			Lap 8			Lap 9			Lap 10		
No	Behind	Laptime	No	Behind	Laptime	No	Behind	Laptime	No	Behind	Laptime	No	Behind	Laptime
33		1:08.073	33		1:08.510	33		1:07.803	33		1:08.136	2		1:07.854
5	0.066	1:08.823	5	0.231	1:08.675	48	0.400	1:07.453	2	0.208	1:07.451	33	0.091	1:08.153
2	0.290	1:08.828	2	0.531	1:08.751	5	0.479	1:08.051	5	0.679	1:08.336	48	0.458	1:07.837
48	0.490	1:08.503	48	0.750	1:08.770	2	0.893	1:08.165	48	0.683	1:08.419	5	0.768	1:08.151
17	0.701	1:08.524	17	1.227	1:09.036	17	1.189	1:07.765	17	0.865	1:07.812	17	0.990	1:08.187
20	1.243	1:08.424	18	1.292	1:07.737	30	1.774	1:07.999	18	1.131	1:07.431	18	1.214	1:08.145
30	1.334	1:08.548	30	1.578	1:08.754	18	1.836	1:08.347	20	1.277	1:07.396	20	1.651	1:08.436
18	2.065	1:08.816	20	1.926	1:09.193	20	2.017	1:07.894	30	1.847	1:08.209	4	1.742	1:07.396
4	2.325	1:08.748	50	2.427	1:08.324	50	2.249	1:07.625	50	2.259	1:08.146	30	2.200	1:08.415
10	2.490	1:08.720	4	2.456	1:08.641	4	2.572	1:07.919	4	2.408	1:07.972	7	2.409	1:07.810
50	2.613	1:09.501	10	2.607	1:08.627	10	2.900	1:08.096	7	2.661	1:07.638	50	2.415	1:08.218
7	3.932	1:08.495	7	3.242	1:07.820	7	3.159	1:07.720	10	2.826	1:08.062	14	2.680	1:07.708
56	4.019	1:08.038	14	3.507	1:07.591	14	4.220	1:08.516	14	3.034	1:06.950	10	2.763	1:07.999
14	4.426	1:08.632	56	3.659	1:08.150	56	4.383	1:08.527	56	3.833	1:07.586	56	3.398	1:07.627
9	4.913	1:08.466	9	4.967	1:08.564	9	5.145	1:07.981	9	5.334	1:08.325	9	6.530	1:09.258
25	7.051	1:08.634	25	6.735	1:08.194	69	6.979	1:07.993	25	7.437	1:07.536	15	8.313	1:08.609
15	7.319	1:09.063	69	6.789	1:07.734	15	7.471	1:08.078	15	7.766	1:08.431	26	8.404	1:07.973
69	7.565	1:14.535	15	7.196	1:08.387	25	8.037	1:09.105	69	7.830	1:08.987	25	8.651	1:09.276
44	7.740	1:09.095	54	8.524	1:09.192	54	8.977	1:08.256	26	8.493	1:07.571	69	8.788	1:09.020
54	7.842	1:09.175	44	8.648	1:09.418	26	9.058	1:07.864	54	9.186	1:08.345	54	9.220	1:08.096
26	8.103	1:07.479	26	8.997	1:09.404	44	9.212	1:08.367	44	9.374	1:08.298	44	9.463	1:08.151
36	8.806	1:10.007	36	9.583	1:09.287	21	10.057	1:08.142	21	9.900	1:07.979	21	9.737	1:07.899
21	10.334	1:08.432	21	9.718	1:07.894	36	10.214	1:08.434	36	10.503	1:08.425	36	11.013	1:08.572
52	13.817	1:09.329	52	15.187	1:09.880	52	16.443	1:09.059	52	17.934	1:09.627	52	19.728	1:09.856
32	15.331	1:09.105	22	16.671	1:09.630	32	19.547	1:10.603	32	20.233	1:08.822	32	21.256	1:09.085
22	15.551	1:09.160	32	16.747	1:09.926	22	25.793	1:16.925	22	27.676	1:10.019	22	30.118	1:10.504

Weather / Track : Cloudy / Dry

Silverstone National
Circuit Length = 1.6390 miles
Start: 13:52 End: 14:14

McMillan Motorsport Caterham Graduate Championship (Mega)

RACE 1 - LAP CHART

Lap 11			Lap 12			Lap 13			Lap 14			Lap 15		
No	Behind	Laptime	No	Behind	Laptime	No	Behind	Laptime	No	Behind	Laptime	No	Behind	Laptime
33		1:07.712	33		1:08.091	33		1:08.488	33		1:07.914	33		1:08.119
5	0.532	1:07.567	2	0.227	1:07.420	2	0.105	1:08.366	2	0.060	1:07.869	48	0.275	1:08.062
48	0.695	1:08.040	48	0.569	1:07.965	48	0.111	1:08.030	48	0.332	1:08.135	2	0.439	1:08.498
2	0.898	1:08.701	4	1.178	1:07.832	17	0.381	1:07.330	17	0.530	1:08.063	17	0.835	1:08.424
17	1.176	1:07.989	17	1.539	1:08.454	5	0.845	1:07.772	7	0.821	1:07.246	7	1.154	1:08.452
4	1.437	1:07.498	5	1.561	1:09.120	4	1.209	1:08.519	5	0.966	1:08.035	18	1.541	1:08.414
18	1.943	1:08.532	18	1.649	1:07.797	7	1.489	1:08.159	18	1.246	1:07.351	20	1.790	1:08.428
20	1.991	1:08.143	7	1.818	1:07.508	18	1.809	1:08.648	20	1.481	1:07.359	5	1.886	1:09.039
7	2.401	1:07.795	20	2.049	1:08.149	20	2.036	1:08.475	50	1.679	1:07.355	50	2.499	1:08.939
50	2.597	1:07.985	30	2.471	1:07.842	50	2.238	1:08.162	30	1.955	1:07.482	4	2.508	1:08.479
30	2.720	1:08.323	50	2.564	1:08.058	30	2.387	1:08.404	4	2.148	1:08.853	30	2.571	1:08.735
10	3.304	1:08.344	56	3.571	1:08.289	56	2.774	1:07.691	56	2.429	1:07.569	56	2.723	1:08.413
56	3.373	1:07.778	14	4.863	1:09.304	14	4.270	1:07.895	14	4.047	1:07.691	14	3.552	1:07.624
14	3.650	1:08.773	9	8.797	1:09.250	69	8.859	1:07.766	26	9.104	1:08.019	69	9.553	1:08.556
9	7.638	1:08.911	25	9.533	1:08.639	26	8.999	1:07.403	69	9.116	1:08.171	26	10.401	1:09.416
25	8.985	1:08.137	69	9.581	1:08.021	15	9.710	1:07.780	15	9.594	1:07.798	25	10.509	1:08.710
26	9.079	1:08.478	26	10.084	1:09.096	9	10.035	1:09.726	25	9.918	1:07.471	15	10.533	1:09.058
54	9.550	1:08.133	15	10.418	1:08.512	25	10.361	1:09.316	9	10.550	1:08.429	9	10.917	1:08.486
69	9.651	1:08.666	54	10.454	1:08.995	54	10.615	1:08.649	54	11.039	1:08.338	44	11.675	1:08.618
15	9.997	1:09.487	44	10.710	1:08.171	44	10.720	1:08.498	44	11.176	1:08.370	54	11.711	1:08.791
44	10.630	1:08.970	21	11.085	1:08.451	21	10.889	1:08.292	21	11.244	1:08.269	21	11.848	1:08.723
21	10.725	1:08.791	36	12.321	1:08.563	10	13.235	1:08.608	10	13.227	1:07.906	10	12.772	1:07.664
36	11.849	1:08.639	10	13.115	1:17.902	36	16.217	1:12.384	36	17.959	1:09.656	36	19.112	1:09.272
32	22.065	1:08.612	32	22.847	1:08.873	32	23.588	1:09.229	52	25.222	1:09.418	52	26.435	1:09.332
52	22.521	1:10.596	52	23.197	1:08.767	52	23.718	1:09.009	32	27.044	1:11.370	32	27.655	1:08.730
22	32.596	1:10.281	22	34.707	1:10.202	22	36.111	1:09.892	22	38.636	1:10.439	22	41.101	1:10.584

Weather / Track : Cloudy / Dry

Silverstone National
Circuit Length = 1.6390 miles
Start: 13:52 End: 14:14

McMillan Motorsport Caterham Graduate Championship (Mega)

RACE 1 - LAP CHART

Lap 16			Lap 17			Lap 18			Lap 19		
No	Behind	Laptime	No	Behind	Laptime	No	Behind	Laptime	No	Behind	Laptime
2		1:07.641	2		1:07.564	2		1:07.387	2		1:07.177
17	0.288	1:07.533	33	0.362	1:07.540	17	0.557	1:07.397	48	0.798	1:07.186
33	0.386	1:08.466	17	0.547	1:07.823	48	0.789	1:07.373	17	1.083	1:07.703
7	0.714	1:07.640	48	0.803	1:07.594	33	1.319	1:08.344	18	1.363	1:06.816
48	0.773	1:08.578	7	1.017	1:07.867	7	1.484	1:07.854	7	1.550	1:07.243
18	0.963	1:07.502	18	1.189	1:07.790	18	1.724	1:07.922	33	1.769	1:07.627
5	1.224	1:07.418	5	1.268	1:07.608	20	1.988	1:07.128	5	2.007	1:06.988
20	1.381	1:07.671	20	2.247	1:08.430	5	2.196	1:08.315	20	2.565	1:07.754
30	2.788	1:08.297	4	3.696	1:08.195	50	4.582	1:07.666	50	5.817	1:08.412
4	3.065	1:08.637	30	3.768	1:08.544	4	4.670	1:08.361	4	6.287	1:08.794
50	3.156	1:08.737	56	4.124	1:08.270	30	5.463	1:09.082	30	6.461	1:08.175
56	3.418	1:08.775	50	4.303	1:08.711	56	5.593	1:08.856	14	6.935	1:08.462
14	3.925	1:08.453	14	4.678	1:08.317	14	5.650	1:08.359	56	13.608	1:15.192
25	10.967	1:08.538	25	12.062	1:08.659	15	13.734	1:08.914	25	15.126	1:08.544
69	11.305	1:09.832	15	12.207	1:08.366	25	13.759	1:09.084	15	15.229	1:08.672
15	11.405	1:08.952	26	12.409	1:08.190	26	14.035	1:09.013	26	15.417	1:08.559
9	11.659	1:08.822	69	13.056	1:09.315	69	14.609	1:08.940	9	16.018	1:08.536
26	11.783	1:09.462	9	13.336	1:09.241	9	14.659	1:08.710	21	16.843	1:08.688
44	12.092	1:08.497	10	13.629	1:08.723	54	14.887	1:08.588	10	16.952	1:08.126
54	12.360	1:08.729	54	13.686	1:08.890	21	15.332	1:08.022	69	17.182	1:09.750
10	12.470	1:07.778	44	13.875	1:09.347	44	15.965	1:09.477	54	17.420	1:09.710
21	12.909	1:09.141	21	14.697	1:09.352	10	16.003	1:09.761	44	18.241	1:09.453
36	20.005	1:08.973	36	21.659	1:09.218	36	23.680	1:09.408	36	25.649	1:09.146
52	27.956	1:09.601	52	30.572	1:10.180	52	32.874	1:09.689	52	35.331	1:09.634
32	28.174	1:08.599	32	30.669	1:10.059	32	33.201	1:09.919	32	35.394	1:09.370
22	43.789	1:10.768	22	46.926	1:10.701	22	49.990	1:10.451	22	53.151	1:10.338

Weather / Track : Cloudy / Dry

Silverstone National
Circuit Length = 1.6390 miles
Start: 13:52 End: 14:14

MSA British 250cc Long Circuit Kart Championship

QUALIFYING - RACE 5 - CLASSIFICATION

POS	NO	CL	NAME	ENTRY	TIME	ON	LAPS	GAP	DIFF	MPH
1	77	Div1	Malcolm CROWE	Anderson / DEA	55.001	8	10			107.27
2	E	Div1	Gavin BENNETT	Anderson / DEA	55.229	5	6	0.228	0.228	106.83
3	01	Div1	Trevor ROBERTS	Anderson / BRC	56.788	4	6	1.787	1.559	103.90
4	111	250N	Paul PLATT	PVP / Honda	59.524	7	9	4.523	2.736	99.12
5	31	250N	Sam MOSS	SGH / Honda	1:00.146	4	6	5.145	0.622	98.10
6	66	250N	Stephen CLARK	Anderson / Honda	1:00.753	10	10	5.752	0.607	97.12
7	68	250N	Aaron SIFLEET	Anderson / Honda	1:00.800	8	9	5.799	0.047	97.04
8	78	250N	Andrew GULLIFORD	Cyclone / KTM	1:01.185	6	12	6.184	0.385	96.43
9	11	250N	Kevin RIDLEY	Jade / Honda	1:02.962	5	8	7.961	1.777	93.71
10	3	125O	Ben WILLSHIRE	Anderson / SGM	1:03.327	7	13	8.326	0.365	93.17
11	1	125O	Danny BUTLER	F1 / TM	1:03.388	3	7	8.387	0.061	93.08
12	4	125O	Louise COLIN	Anderson / Pavesi	1:03.807	3	14	8.806	0.419	92.47
13	36	250N	Paul WALLEY	Anderson / Honda	1:03.823	7	8	8.822	0.016	92.44
14	GP	125O	Danny EDWARDS	F1 / TM	1:04.572	5	6	9.571	0.749	91.37
15	0	125I	Chris NEEDHAM	Intrepid / VM	1:05.971	6	13	10.970	1.399	89.43
16	14	125O	Gary JAMES	F1 / Pavesi	1:06.047	9	10	11.046	0.076	89.33
17	55	125I	Bruce CRAWLEY	Energy / TM	1:06.141	6	11	11.140	0.094	89.20
18	41	125O	Simon RUSHFORTH	Spyda / Pavesi	1:06.544	6	13	11.543	0.403	88.66
19	10	250N	Roy BENNETT	Anderson / Honda	1:06.833	2	3	11.832	0.289	88.28
20	12	125O	Gary AVRILL	F1 / SGM	1:08.847	12	12	13.846	2.014	85.70
21	04	125I	Kevin GRAY	Energy / TM	1:09.318	10	13	14.317	0.471	85.12
22	6	250N	Adam UNDERHILL	Raider / Honda		0	1			
23	15	125O	Lee SMITH	Raider / Pavesi		0	1			

Weather / Track : Cloudy / Dry
 These results are provisional until the conclusion of any judicial and technical matters.

Silverstone National
 Circuit Length = 1.6390 miles
 Start: 14:25 End: 14:41

Clerk of Course :		Timekeeper :
-------------------	--	--------------

MSA British 250cc Long Circuit Kart Championship

QUALIFYING - RACE 2 - LAP ANALYSIS

E	Gavin BENNETT		Div1 Anderson / DEA				
1 -	1:03.552	+ 8.323	14:27:15.723	4 -	55.545	+ 0.316	14:30:04.667
2 -	57.524	+ 2.295	14:28:13.247	5 -	55.229		14:30:59.896
3 -	55.875	+ 0.646	14:29:09.122	6 -	1:06.475 P	+ 11.246	14:32:06.371
0	Chris NEEDHAM		125l Intrepid / VM				
1 -	1:10.047	+ 4.076	14:27:18.639	8 -	1:07.228	+ 1.257	14:35:05.414
2 -	1:07.481	+ 1.510	14:28:26.120	9 -	1:06.666	+ 0.695	14:36:12.080
3 -	1:06.360	+ 0.389	14:29:32.480	10 -	1:06.076	+ 0.105	14:37:18.156
4 -	1:06.562	+ 0.591	14:30:39.042	11 -	1:07.058	+ 1.087	14:38:25.214
5 -	1:06.687	+ 0.716	14:31:45.729	12 -	1:06.223	+ 0.252	14:39:31.437
6 -	1:05.971		14:32:51.700	13 -	1:12.079 P	+ 6.108	14:40:43.516
7 -	1:06.486	+ 0.515	14:33:58.186				
GP	Danny EDWARDS		125O F1 / TM				
1 -	1:07.982	+ 3.410	14:27:08.211	4 -	1:05.657	+ 1.085	14:30:24.771
2 -	1:05.857	+ 1.285	14:28:14.068	5 -	1:04.572		14:31:29.343
3 -	1:05.046	+ 0.474	14:29:19.114	6 -	1:13.095 P	+ 8.523	14:32:42.438
1	Danny BUTLER		125O F1 / TM				
1 -	1:07.373	+ 3.985	14:27:23.640	5 -	1:04.515	+ 1.127	14:31:39.964
2 -	1:04.199	+ 0.811	14:28:27.839	6 -	1:03.915	+ 0.527	14:32:43.879
3 -	1:03.388		14:29:31.227	7 -	1:25.850 P	+ 22.462	14:34:09.729
4 -	1:04.222	+ 0.834	14:30:35.449				
01	Trevor ROBERTS		Div1 Anderson / BRC				
1 -	58.470	+ 1.682	14:26:50.146	4 -	56.788		14:29:41.226
2 -	57.166	+ 0.378	14:27:47.312	5 -	56.793	+ 0.005	14:30:38.019
3 -	57.126	+ 0.338	14:28:44.438	6 -	1:07.041 P	+ 10.253	14:31:45.060
3	Ben WILLSHIRE		125O Anderson / SGM				
1 -	1:10.582	+ 7.255	14:27:10.551	8 -	1:03.596	+ 0.269	14:34:38.077
2 -	1:05.531	+ 2.204	14:28:16.082	9 -	1:03.796	+ 0.469	14:35:41.873
3 -	1:04.307	+ 0.980	14:29:20.389	10 -	1:03.415	+ 0.088	14:36:45.288
4 -	1:03.714	+ 0.387	14:30:24.103	11 -	1:04.039	+ 0.712	14:37:49.327
5 -	1:03.668	+ 0.341	14:31:27.771	12 -	1:05.952	+ 2.625	14:38:55.279
6 -	1:03.383	+ 0.056	14:32:31.154	13 -	1:13.976 P	+ 10.649	14:40:09.255
7 -	1:03.327		14:33:34.481				
04	Kevin GRAY		125l Energy / TM				
1 -	1:16.777	+ 7.459	14:27:21.800	8 -	1:10.260	+ 0.942	14:35:34.213
2 -	1:10.199	+ 0.881	14:28:31.999	9 -	1:09.992	+ 0.674	14:36:44.205
3 -	1:10.718	+ 1.400	14:29:42.717	10 -	1:09.318		14:37:53.523
4 -	1:10.567	+ 1.249	14:30:53.284	11 -	1:09.857	+ 0.539	14:39:03.380
5 -	1:09.761	+ 0.443	14:32:03.045	12 -	1:10.144	+ 0.826	14:40:13.524
6 -	1:10.183	+ 0.865	14:33:13.228	13 -	1:10.542	+ 1.224	14:41:24.066
7 -	1:10.725	+ 1.407	14:34:23.953				
4	Louise COLIN		125O Anderson / Pavesi				
1 -	1:06.874	+ 3.067	14:27:06.993	8 -	1:04.110	+ 0.303	14:34:35.289
2 -	1:04.108	+ 0.301	14:28:11.101	9 -	1:04.301	+ 0.494	14:35:39.590
3 -	1:03.807		14:29:14.908	10 -	1:03.937	+ 0.130	14:36:43.527
4 -	1:04.318	+ 0.511	14:30:19.226	11 -	1:03.950	+ 0.143	14:37:47.477
5 -	1:03.993	+ 0.186	14:31:23.219	12 -	1:04.141	+ 0.334	14:38:51.618
6 -	1:04.087	+ 0.280	14:32:27.306	13 -	1:04.484	+ 0.677	14:39:56.102
7 -	1:03.873	+ 0.066	14:33:31.179	14 -	1:04.128	+ 0.321	14:41:00.230
6	Adam UNDERHILL		250N Raider / Honda				
1 -	1:05.398	3 - 3:59:49.378	14:27:08.640				

Weather / Track : Cloudy / Dry

Silverstone National
Circuit Length = 1.6390 miles
Start: 14:25 End: 14:41

MSA British 250cc Long Circuit Kart Championship
QUALIFYING - RACE 2 - LAP ANALYSIS

10	Roy BENNETT		250N Anderson / Honda				
1 -	10:13.034	+ 9:06.201	14:36:31.481	3 -	1:09.476	+ 2.643	14:38:47.790
2 -	1:06.833		14:37:38.314				
11	Kevin RIDLEY		250N Jade / Honda				
1 -	1:19.117	+ 16.155	14:27:40.428	5 -	1:02.962		14:32:03.344
2 -	1:07.845	+ 4.883	14:28:48.273	6 -	1:03.055	+ 0.093	14:33:06.399
3 -	1:08.656	+ 5.694	14:29:56.929	7 -	1:03.529	+ 0.567	14:34:09.928
4 -	1:03.453	+ 0.491	14:31:00.382	8 -	1:30.734 P	+ 27.772	14:35:40.662
12	Gary AVRILL		125O F1 / SGM				
1 -	1:18.556	+ 9.709	14:27:32.475	7 -	1:14.680	+ 5.833	14:34:49.757
2 -	1:15.286	+ 6.439	14:28:47.761	8 -	1:13.132	+ 4.285	14:36:02.889
3 -	1:11.012	+ 2.165	14:29:58.773	9 -	1:09.575	+ 0.728	14:37:12.464
4 -	1:11.601	+ 2.754	14:31:10.374	10 -	1:09.684	+ 0.837	14:38:22.148
5 -	1:10.268	+ 1.421	14:32:20.642	11 -	1:14.252	+ 5.405	14:39:36.400
6 -	1:14.435	+ 5.588	14:33:35.077	12 -	1:08.847		14:40:45.247
14	Gary JAMES		125O F1 / Pavesi				
1 -	1:14.377	+ 8.330	14:27:27.750	6 -	1:06.646	+ 0.599	14:33:08.230
2 -	1:09.979	+ 3.932	14:28:37.729	7 -	1:06.737	+ 0.690	14:34:14.967
3 -	1:08.446	+ 2.399	14:29:46.175	8 -	1:06.528	+ 0.481	14:35:21.495
4 -	1:07.558	+ 1.511	14:30:53.733	9 -	1:06.047		14:36:27.542
5 -	1:07.851	+ 1.804	14:32:01.584	10 -	1:13.079 P	+ 7.032	14:37:40.621
15	Lee SMITH		125O Raider / Pavesi				
1 -	1:10.332	9 - 3:59:44.444	14:27:09.147				
31	Sam MOSS		250N SGH / Honda				
1 -	1:05.023	+ 4.877	14:27:07.861	4 -	1:00.146		14:30:09.272
2 -	1:01.038	+ 0.892	14:28:08.899	5 -	1:00.328	+ 0.182	14:31:09.600
3 -	1:00.227	+ 0.081	14:29:09.126	6 -	1:10.277 P	+ 10.131	14:32:19.877
36	Paul WALLEY		250N Anderson / Honda				
1 -	1:09.133	+ 5.310	14:27:17.850	5 -	1:04.176	+ 0.353	14:31:36.971
2 -	1:05.438	+ 1.615	14:28:23.288	6 -	1:03.965	+ 0.142	14:32:40.936
3 -	1:05.280	+ 1.457	14:29:28.568	7 -	1:03.823		14:33:44.759
4 -	1:04.227	+ 0.404	14:30:32.795	8 -	1:14.865 P	+ 11.042	14:34:59.624
41	Simon RUSHFORTH		125O Spyda / Pavesi				
1 -	1:13.448	+ 6.904	14:27:20.877	8 -	1:07.777	+ 1.233	14:35:11.559
2 -	1:08.486	+ 1.942	14:28:29.363	9 -	1:07.147	+ 0.603	14:36:18.706
3 -	1:07.151	+ 0.607	14:29:36.514	10 -	1:07.439	+ 0.895	14:37:26.145
4 -	1:06.929	+ 0.385	14:30:43.443	11 -	1:07.477	+ 0.933	14:38:33.622
5 -	1:06.934	+ 0.390	14:31:50.377	12 -	1:07.182	+ 0.638	14:39:40.804
6 -	1:06.544		14:32:56.921	13 -	1:06.806	+ 0.262	14:40:47.610
7 -	1:06.861	+ 0.317	14:34:03.782				
55	Bruce CRAWLEY		125l Energy / TM				
1 -	1:11.696	+ 5.555	14:27:19.459	7 -	1:06.621	+ 0.480	14:33:58.399
2 -	1:06.687	+ 0.546	14:28:26.146	8 -	1:06.954	+ 0.813	14:35:05.353
3 -	1:06.628	+ 0.487	14:29:32.774	9 -	1:06.784	+ 0.643	14:36:12.137
4 -	1:06.613	+ 0.472	14:30:39.387	10 -	1:06.145	+ 0.004	14:37:18.282
5 -	1:06.250	+ 0.109	14:31:45.637	11 -	1:14.182 P	+ 8.041	14:38:32.464
6 -	1:06.141		14:32:51.778				
66	Stephen CLARK		250N Anderson / Honda				
1 -	1:06.278	+ 5.525	14:27:21.312	6 -	1:18.139 P	+ 17.386	14:32:50.346
2 -	1:03.190	+ 2.437	14:28:24.502	7 -	4:45.899	+ 3:45.146	14:37:36.245
3 -	1:02.928	+ 2.175	14:29:27.430	8 -	1:02.400	+ 1.647	14:38:38.645
4 -	1:02.199	+ 1.446	14:30:29.629	9 -	1:01.332	+ 0.579	14:39:39.977

Weather / Track : Cloudy / Dry

Silverstone National
Circuit Length = 1.6390 miles
Start: 14:25 End: 14:41

MSA British 250cc Long Circuit Kart Championship
QUALIFYING - RACE 2 - LAP ANALYSIS

5 -	1:02.578	+ 1.825	14:31:32.207	10 -	1:00.753		14:40:40.730
68	Aaron SIFLEET		250N Anderson / Honda				
1 -	1:09.767	+ 8.967	14:27:10.668	6 -	1:00.956	+ 0.156	14:32:25.276
2 -	1:08.179	+ 7.379	14:28:18.847	7 -	1:01.522	+ 0.722	14:33:26.798
3 -	1:02.685	+ 1.885	14:29:21.532	8 -	1:00.800		14:34:27.598
4 -	1:01.547	+ 0.747	14:30:23.079	9 -	1:06.906 P	+ 6.106	14:35:34.504
5 -	1:01.241	+ 0.441	14:31:24.320				
77	Malcolm CROWE		Div1 Anderson / DEA				
1 -	1:02.337	+ 7.336	14:27:08.094	6 -	3:27.690	+ 2:32.689	14:34:30.033
2 -	58.195	+ 3.194	14:28:06.289	7 -	57.534	+ 2.533	14:35:27.567
3 -	57.154	+ 2.153	14:29:03.443	8 -	55.001		14:36:22.568
4 -	56.467	+ 1.466	14:29:59.910	9 -	55.149	+ 0.148	14:37:17.717
5 -	1:02.433 P	+ 7.432	14:31:02.343	10 -	1:09.876 P	+ 14.875	14:38:27.593
78	Andrew GULLIFORD		250N Cyclone / KTM				
1 -	1:05.009	+ 3.824	14:26:57.263	7 -	1:01.838	+ 0.653	14:33:06.993
2 -	1:01.995	+ 0.810	14:27:59.258	8 -	1:01.570	+ 0.385	14:34:08.563
3 -	1:01.485	+ 0.300	14:29:00.743	9 -	1:01.984	+ 0.799	14:35:10.547
4 -	1:01.657	+ 0.472	14:30:02.400	10 -	1:01.693	+ 0.508	14:36:12.240
5 -	1:01.570	+ 0.385	14:31:03.970	11 -	1:01.253	+ 0.068	14:37:13.493
6 -	1:01.185		14:32:05.155	12 -	1:12.428 P	+ 11.243	14:38:25.921
111	Paul PLATT		250N PVP / Honda				
1 -	1:04.051	+ 4.527	14:27:22.869	6 -	1:00.088	+ 0.564	14:36:50.261
2 -	1:02.818	+ 3.294	14:28:25.687	7 -	59.524		14:37:49.785
3 -	1:02.416	+ 2.892	14:29:28.103	8 -	59.768	+ 0.244	14:38:49.553
4 -	1:04.056 P	+ 4.532	14:30:32.159	9 -	1:01.917 P	+ 2.393	14:39:51.470
5 -	5:18.014	+ 4:18.490	14:35:50.173				

Weather / Track : Cloudy / Dry

Silverstone National
 Circuit Length = 1.6390 miles
 Start: 14:25 End: 14:41

McMillan Motorsport Caterham Graduate Championship (Super & Sigma)

RACE 2 - CLASSIFICATION

POS	NO	CL	NAME	ENTRY	LAPS	TIME	GAP	DIFF	MPH	BEST	ON
1	105		Neil SHINNER	Caterham 7	19	22:02.311			84.78	1:08.504	18
2	124		Reece SOMERFIELD	Caterham 7	19	22:02.524	0.213	0.213	84.76	1:08.459	3
3	104		Dylan STANLEY	Caterham 7	19	22:02.590	0.279	0.066	84.76	1:08.427	18
4	151		Luke TZOUROU	Caterham 7	19	22:02.787	0.476	0.197	84.75	1:08.620	7
5	102		Jamie WARING	Caterham 7	19	22:03.807	1.496	1.020	84.68	1:08.712	18
6	108		Gareth CORDLEY	Caterham 7	19	22:03.942	1.631	0.135	84.67	1:08.418	18
7	107		Andy SKINNER	Caterham 7	19	22:04.240	1.929	0.298	84.65	1:08.601	18
8	166		Charles ELLIOTT	Caterham 7	19	22:07.423	5.112	3.183	84.45	1:08.663	13
9	130		Jonathan MILLER	Caterham 7	19	22:11.711	9.400	4.288	84.18	1:08.681	13
10	133		Andrew REDD	Caterham 7	19	22:22.849	20.538	11.138	83.48	1:09.117	8
11	114		Duncan LEWIS	Caterham 7	19	22:22.907	20.596	0.058	83.48	1:09.289	9
12	161		Chris ROME	Caterham 7	19	22:23.067	20.756	0.160	83.47	1:09.213	10
13	128		Martin KAY	Caterham 7	19	22:23.358	21.047	0.291	83.45	1:09.065	17
14	122		Roger FORD	Caterham 7	19	22:24.773	22.462	1.415	83.36	1:09.486	6
15	112		Steve HUMPHREYS	Caterham 7	19	22:27.068	24.757	2.295	83.22	1:09.893	6
16	109		Toby BRIANT	Caterham 7	19	22:31.802	29.491	4.734	82.93	1:08.370	4
17	113		Sean MIGHALL	Caterham 7	19	22:32.140	29.829	0.338	82.91	1:09.771	18
18	111		Yolande HUMPHREYS	Caterham 7	19	22:32.412	30.101	0.272	82.89	1:09.796	16
19	117		Chris WILLIAMS	Caterham 7	19	22:32.772	30.461	0.360	82.87	1:09.834	16
20	167		Stephen CAPSEY	Caterham 7	19	22:32.906	30.595	0.134	82.86	1:09.459	18
21	131		Rob WINROW	Caterham 7	19	22:33.112	30.801	0.206	82.85	1:09.763	19
22	139		Mark GREGORY	Caterham 7	19	22:33.636	31.325	0.524	82.81	1:08.958	18
23	123		Martin GEE	Caterham 7	19	22:38.914	36.603	5.278	82.49	1:08.797	16
24	177	SIG	Ian ANDERSON	Caterham 7	19	22:40.273	37.962	1.359	82.41	1:09.476	9
25	174	SIG	Simon PASHLEY	Caterham 7	19	22:45.284	42.973	5.011	82.11	1:09.572	6
26	116		James BATCHELOR	Caterham 7	19	22:45.568	43.257	0.284	82.09	1:09.936	13
27	125		Stephen HIRONS	Caterham 7	19	22:45.854	43.543	0.286	82.07	1:09.895	13
28	173	SIG	Ian DYBLE	Caterham 7	19	22:56.262	53.951	10.408	81.45	1:10.156	16
29	178	SIG	Peter MULLINEUX	Caterham 7	19	22:56.362	54.051	0.100	81.45	1:09.739	15
30	165		Simon DAVEY	Caterham 7	19	22:57.150	54.839	0.788	81.40	1:10.533	17
31	169		Barry WHITE	Caterham 7	19	23:03.859	1:01.548	6.709	81.01	1:10.361	7
32	191	SIG	Christopher SHACKLETON	Caterham 7	18	22:16.816	1 lap	1 lap	79.44	1:11.545	18
33	192	SIG	Bill SCOTT	Caterham 7	18	22:24.954	1 lap	8.138	78.96	1:11.003	13
34	199	SIG	Nick DYER	Caterham 7	18	22:32.719	1 lap	7.765	78.51	1:12.159	12
35	193	SIG	Richard EVERARD	Caterham 7	18	22:39.534	1 lap	6.815	78.11	1:12.865	12

NOT CLASSIFIED

DNF 172 SIG John GIL Caterham 7

0

FASTEST LAP

109 Toby BRIANT Caterham 7

4

1:08.370

86.30 mph

138.88 kph

177 SIG Ian ANDERSON Caterham 7

9

1:09.476

84.92 mph

136.67 kph

Weather / Track : Cloudy / Dry

These results are provisional until the conclusion of any judicial and technical matters.

Silverstone National

Circuit Length = 1.6390 miles

Start: 14:58 End: 15:22

Clerk of Course :

Timekeeper :

McMillan Motorsport Caterham Graduate Championship (Super)

RACE 2 - CLASSIFICATION

POS	NO	CL	NAME	ENTRY	LAPS	TIME	GAP	DIFF	MPH	BEST	ON
1	105		Neil SHINNER	Caterham 7	19	22:02.311			84.78	1:08.504	18
2	124		Reece SOMERFIELD	Caterham 7	19	22:02.524	0.213	0.213	84.76	1:08.459	3
3	104		Dylan STANLEY	Caterham 7	19	22:02.590	0.279	0.066	84.76	1:08.427	18
4	151		Luke TZOUROU	Caterham 7	19	22:02.787	0.476	0.197	84.75	1:08.620	7
5	102		Jamie WARING	Caterham 7	19	22:03.807	1.496	1.020	84.68	1:08.712	18
6	108		Gareth CORDLEY	Caterham 7	19	22:03.942	1.631	0.135	84.67	1:08.418	18
7	107		Andy SKINNER	Caterham 7	19	22:04.240	1.929	0.298	84.65	1:08.601	18
8	166		Charles ELLIOTT	Caterham 7	19	22:07.423	5.112	3.183	84.45	1:08.663	13
9	130		Jonathan MILLER	Caterham 7	19	22:11.711	9.400	4.288	84.18	1:08.681	13
10	133		Andrew REDD	Caterham 7	19	22:22.849	20.538	11.138	83.48	1:09.117	8
11	114		Duncan LEWIS	Caterham 7	19	22:22.907	20.596	0.058	83.48	1:09.289	9
12	161		Chris ROME	Caterham 7	19	22:23.067	20.756	0.160	83.47	1:09.213	10
13	128		Martin KAY	Caterham 7	19	22:23.358	21.047	0.291	83.45	1:09.065	17
14	122		Roger FORD	Caterham 7	19	22:24.773	22.462	1.415	83.36	1:09.486	6
15	112		Steve HUMPHREYS	Caterham 7	19	22:27.068	24.757	2.295	83.22	1:09.893	6
16	109		Toby BRIANT	Caterham 7	19	22:31.802	29.491	4.734	82.93	1:08.370	4
17	113		Sean MIGHALL	Caterham 7	19	22:32.140	29.829	0.338	82.91	1:09.771	18
18	111		Yolande HUMPHREYS	Caterham 7	19	22:32.412	30.101	0.272	82.89	1:09.796	16
19	117		Chris WILLIAMS	Caterham 7	19	22:32.772	30.461	0.360	82.87	1:09.834	16
20	167		Stephen CAPSEY	Caterham 7	19	22:32.906	30.595	0.134	82.86	1:09.459	18
21	131		Rob WINROW	Caterham 7	19	22:33.112	30.801	0.206	82.85	1:09.763	19
22	139		Mark GREGORY	Caterham 7	19	22:33.636	31.325	0.524	82.81	1:08.958	18
23	123		Martin GEE	Caterham 7	19	22:38.914	36.603	5.278	82.49	1:08.797	16
24	116		James BATCHELOR	Caterham 7	19	22:45.568	43.257	6.654	82.09	1:09.936	13
25	125		Stephen HIRONS	Caterham 7	19	22:45.854	43.543	0.286	82.07	1:09.895	13
26	165		Simon DAVEY	Caterham 7	19	22:57.150	54.839	11.296	81.40	1:10.533	17
27	169		Barry WHITE	Caterham 7	19	23:03.859	1:01.548	6.709	81.01	1:10.361	7

FASTEST LAP

109	Toby BRIANT	Caterham 7	4	1:08.370	86.30 mph	138.88 kph
-----	-------------	------------	---	----------	-----------	------------

Weather / Track : Cloudy / Dry

These results are provisional until the conclusion of any judicial and technical matters.

Silverstone National

Circuit Length = 1.6390 miles

Start: 14:58 End: 15:22

Clerk of Course :		Timekeeper :	
-------------------	--	--------------	--

McMillan Motorsport Caterham Graduate Championship (Sigma)

RACE 2 - CLASSIFICATION

POS	NO	CL	NAME	ENTRY	LAPS	TIME	GAP	DIFF	MPH	BEST	ON
1	177	SIG	Ian ANDERSON	Caterham 7	19	22:40.273			82.41	1:09.476	9
2	174	SIG	Simon PASHLEY	Caterham 7	19	22:45.284	5.011	5.011	82.11	1:09.572	6
3	173	SIG	Ian DYBLE	Caterham 7	19	22:56.262	15.989	10.978	81.45	1:10.156	16
4	178	SIG	Peter MULLINEUX	Caterham 7	19	22:56.362	16.089	0.100	81.45	1:09.739	15
5	191	SIG	Christopher SHACKLETON	Caterham 7	18	22:16.816	1 lap	1 lap	79.44	1:11.545	18
6	192	SIG	Bill SCOTT	Caterham 7	18	22:24.954	1 lap		8.138	78.96	13
7	199	SIG	Nick DYER	Caterham 7	18	22:32.719	1 lap		7.765	78.51	12
8	193	SIG	Richard EVERARD	Caterham 7	18	22:39.534	1 lap		6.815	78.11	12
NOT CLASSIFIED											
DNF	172	SIG	John GIL	Caterham 7	0						
FASTEST LAP											
	177	SIG	Ian ANDERSON	Caterham 7	9	1:09.476		84.92 mph		136.67 kph	

Weather / Track : Cloudy / Dry

These results are provisional until the conclusion of any judicial and technical matters.

Silverstone National
 Circuit Length = 1.6390 miles
 Start: 14:58 End: 15:22

Clerk of Course :		Timekeeper :
-------------------	--	--------------

McMillan Motorsport Caterham Graduate Championship (Super & Sigma)

RACE 2 - LAP CHART

Lap 1			Lap 2			Lap 3			Lap 4			Lap 5		
No	Behind	Laptime	No	Behind	Laptime	No	Behind	Laptime	No	Behind	Laptime	No	Behind	Laptime
105		1:12.837	104		1:08.616	105		1:09.882	105		1:10.224	104		1:09.479
104	0.520	1:13.357	105	0.257	1:09.393	151	0.040	1:09.552	124	0.092	1:09.253	124	0.259	1:09.885
151	0.988	1:13.825	151	0.627	1:08.775	104	0.604	1:10.743	104	0.239	1:09.859	105	0.345	1:10.063
107	1.976	1:14.813	102	2.491	1:08.822	124	1.063	1:08.459	151	0.381	1:10.565	151	0.659	1:09.996
124	2.450	1:15.287	124	2.743	1:09.429	108	2.180	1:09.183	102	2.417	1:09.670	102	1.933	1:09.234
102	2.805	1:15.642	107	2.993	1:10.153	107	2.292	1:09.438	108	2.832	1:10.876	108	2.061	1:08.947
133	3.356	1:16.193	108	3.136	1:08.754	133	2.848	1:09.177	133	2.880	1:10.256	107	2.837	1:09.406
108	3.518	1:16.355	133	3.810	1:09.590	102	2.971	1:10.619	107	3.149	1:11.081	133	2.957	1:09.795
166	5.970	1:18.807	166	6.964	1:10.130	166	6.784	1:09.959	166	6.200	1:09.640	166	5.802	1:09.320
122	6.356	1:19.193	122	7.596	1:10.376	122	7.763	1:10.306	122	7.387	1:09.848	130	7.804	1:09.949
112	6.507	1:19.344	112	7.700	1:10.329	112	8.170	1:10.609	130	7.573	1:09.572	122	7.998	1:10.329
130	6.755	1:19.592	130	8.156	1:10.537	130	8.225	1:10.208	112	8.360	1:10.414	161	8.536	1:09.793
128	7.153	1:19.990	161	8.497	1:10.243	161	8.661	1:10.303	161	8.461	1:10.024	112	8.666	1:10.024
161	7.390	1:20.227	128	8.800	1:10.783	128	9.103	1:10.442	128	8.902	1:10.023	128	8.896	1:09.712
131	7.717	1:20.554	131	9.096	1:10.515	114	9.325	1:10.248	114	9.170	1:10.069	114	9.608	1:10.156
114	8.019	1:20.856	114	9.216	1:10.333	131	10.390	1:11.433	113	10.263	1:09.941	113	11.493	1:10.948
111	8.112	1:20.949	111	9.839	1:10.863	113	10.546	1:10.484	131	10.981	1:10.815	109	11.540	1:08.991
113	8.504	1:21.341	113	10.201	1:10.833	111	10.985	1:11.285	111	11.169	1:10.408	131	12.107	1:10.844
167	9.173	1:22.010	117	11.633	1:11.336	123	12.392	1:10.756	123	11.657	1:09.489	111	12.193	1:10.742
117	9.433	1:22.270	123	11.775	1:10.362	117	12.816	1:11.322	109	12.267	1:08.370	123	12.321	1:10.382
123	10.549	1:23.386	167	12.372	1:12.335	167	13.542	1:11.309	117	13.187	1:10.595	117	13.410	1:09.941
165	11.729	1:24.566	109	14.897	1:09.636	109	14.121	1:09.363	167	14.256	1:10.938	167	14.691	1:10.153
116	13.297	1:26.134	165	14.960	1:12.367	165	16.905	1:12.084	125	18.689	1:11.910	139	20.101	1:10.756
109	14.397	1:27.234	116	16.187	1:12.026	125	17.003	1:10.017	116	18.915	1:11.996	125	20.253	1:11.282
169	14.941	1:27.778	125	17.125	1:11.230	116	17.143	1:11.095	139	19.063	1:11.586	116	20.657	1:11.460
125	15.031	1:27.868	139	17.904	1:11.518	139	17.701	1:09.936	165	20.955	1:14.274	165	22.703	1:11.466
139	15.522	1:28.359	169	19.086	1:13.281	169	21.397	1:12.450	169	23.171	1:11.998	169	24.313	1:10.860
174	26.779	1:39.616	177	27.921	1:10.122	177	27.911	1:10.129	174	27.949	1:09.828	177	28.097	1:09.811
177	26.935	1:39.772	174	28.140	1:10.497	174	28.345	1:10.344	177	28.004	1:10.317	174	28.531	1:10.300
173	28.239	1:41.076	173	30.059	1:10.956	173	30.564	1:10.644	178	31.547	1:10.661	173	33.297	1:11.331
178	29.229	1:42.066	178	30.735	1:10.642	178	31.110	1:10.514	173	31.684	1:11.344	178	33.665	1:11.836
191	29.995	1:42.832	191	32.617	1:11.758	191	34.869	1:12.391	191	37.310	1:12.665	191	40.565	1:12.973
193	32.291	1:45.128	199	37.100	1:13.249	199	40.768	1:13.807	199	44.107	1:13.563	199	47.731	1:13.342
199	32.987	1:45.824	193	37.781	1:14.626	193	41.827	1:14.185	193	44.751	1:13.148	192	47.807	1:12.717
192	33.315	1:46.152	192	37.811	1:13.632	192	42.313	1:14.641	192	44.808	1:12.719	193	49.011	1:13.978

Weather / Track : Cloudy / Dry

Silverstone National
Circuit Length = 1.6390 miles
Start: 14:58 End: 15:22

McMillan Motorsport Caterham Graduate Championship (Super & Sigma)

RACE 2 - LAP CHART

Lap 6			Lap 7			Lap 8			Lap 9			Lap 10		
No	Behind	Laptime	No	Behind	Laptime	No	Behind	Laptime	No	Behind	Laptime	No	Behind	Laptime
124		1:08.904	124		1:09.258	104		1:09.252	105		1:09.123	105		1:09.735
105	0.115	1:08.933	105	0.062	1:09.205	151	0.144	1:09.588	151	0.077	1:09.523	124	0.183	1:09.365
151	0.885	1:09.389	151	0.247	1:08.620	124	0.370	1:10.061	124	0.553	1:09.773	151	0.555	1:10.213
104	0.980	1:10.143	104	0.439	1:08.717	105	0.467	1:10.096	104	0.610	1:10.200	104	0.659	1:09.784
102	2.697	1:09.927	108	2.829	1:09.304	108	2.433	1:09.295	102	2.232	1:09.118	102	1.802	1:09.305
108	2.783	1:09.885	102	3.022	1:09.583	102	2.704	1:09.373	108	2.388	1:09.545	108	2.027	1:09.374
107	3.110	1:09.436	107	3.212	1:09.360	133	3.160	1:09.117	107	3.978	1:10.119	107	3.489	1:09.246
133	3.657	1:09.863	133	3.734	1:09.335	107	3.449	1:09.928	166	6.113	1:11.117	166	5.820	1:09.442
166	5.787	1:09.148	166	5.523	1:08.994	166	4.586	1:08.754	130	8.851	1:09.855	130	8.652	1:09.536
122	8.321	1:09.486	130	8.761	1:09.649	130	8.586	1:09.516	122	9.994	1:10.095	161	9.577	1:09.213
130	8.370	1:09.729	122	9.424	1:10.361	161	9.382	1:09.612	161	10.099	1:10.307	122	9.750	1:09.491
161	8.774	1:09.401	161	9.461	1:09.945	122	9.489	1:09.756	133	10.427	1:16.857	133	10.453	1:09.761
112	9.396	1:09.893	112	10.507	1:10.369	112	11.046	1:10.230	114	10.765	1:09.289	114	10.616	1:09.586
128	9.698	1:09.965	114	10.996	1:10.477	114	11.066	1:09.761	128	11.756	1:09.867	128	11.650	1:09.629
114	9.777	1:09.332	128	11.390	1:10.950	128	11.479	1:09.780	112	12.384	1:10.928	112	13.187	1:10.538
109	12.681	1:10.304	109	13.932	1:10.509	113	16.326	1:11.420	109	17.819	1:10.825	113	18.674	1:10.554
113	12.866	1:10.536	123	14.321	1:09.638	109	16.584	1:12.343	113	17.855	1:11.119	111	18.794	1:10.569
123	13.941	1:10.783	113	14.597	1:10.989	111	16.704	1:11.048	111	17.960	1:10.846	109	19.298	1:11.214
111	14.456	1:11.426	111	15.347	1:10.149	131	17.150	1:10.728	131	18.600	1:11.040	131	19.521	1:10.656
131	14.539	1:11.595	131	16.113	1:10.832	117	17.753	1:11.170	117	18.836	1:10.673	117	19.956	1:10.855
117	14.982	1:10.735	117	16.274	1:10.550	167	18.281	1:11.438	167	19.282	1:10.591	167	20.066	1:10.519
167	15.358	1:09.830	167	16.534	1:10.434	139	23.912	1:10.794	139	24.933	1:10.611	139	25.701	1:10.503
139	21.899	1:10.961	139	22.809	1:10.168	125	26.085	1:11.090	125	27.409	1:10.914	125	28.772	1:11.098
125	22.328	1:11.238	125	24.686	1:11.616	116	27.057	1:11.952	116	27.516	1:10.049	116	28.889	1:11.108
116	22.553	1:11.059	116	24.796	1:11.501	123	29.387	1:24.757	177	29.297	1:09.476	177	29.767	1:10.205
165	24.674	1:11.134	165	26.775	1:11.359	177	29.411	1:10.009	123	32.217	1:12.420	123	32.761	1:10.279
169	25.800	1:10.650	169	26.903	1:10.361	165	30.334	1:13.250	174	32.585	1:11.662	174	32.935	1:10.085
177	28.594	1:09.660	177	29.093	1:09.757	174	30.513	1:10.896	165	33.310	1:12.566	165	34.775	1:11.200
174	28.940	1:09.572	174	29.308	1:09.626	169	31.085	1:13.873	169	33.472	1:11.977	169	35.195	1:11.458
173	35.361	1:11.227	178	37.478	1:11.314	173	39.086	1:11.090	173	40.164	1:10.668	173	41.089	1:10.660
178	35.422	1:10.920	173	37.687	1:11.584	178	39.816	1:12.029	178	40.660	1:10.434	178	41.821	1:10.896
191	44.389	1:12.987	191	48.596	1:13.465	191	52.075	1:13.170	191	55.801	1:13.316	191	59.592	1:13.526
192	52.694	1:14.050	192	55.978	1:12.542	192	59.348	1:13.061	192	1:03.243	1:13.485	192	1:07.460	1:13.952
199	53.342	1:14.774	193	57.684	1:13.074	199	1:01.978	1:13.794	199	1:05.478	1:13.090	199	1:08.882	1:13.139
193	53.868	1:14.020	199	57.875	1:13.791	193	1:02.571	1:14.578	193	1:06.223	1:13.242			

Weather / Track : Cloudy / Dry

Silverstone National
Circuit Length = 1.6390 miles
Start: 14:58 End: 15:22

McMillan Motorsport Caterham Graduate Championship (Super & Sigma)

RACE 2 - LAP CHART

Lap 11			Lap 12			Lap 13			Lap 14			Lap 15		
No	Behind	Laptime	No	Behind	Laptime	No	Behind	Laptime	No	Behind	Laptime	No	Behind	Laptime
124		1:09.529	124		1:09.345	105		1:08.840	105		1:09.489	124		1:09.100
105	0.180	1:09.892	104	0.079	1:09.077	124	0.135	1:09.172	124	0.203	1:09.557	105	0.106	1:09.409
104	0.347	1:09.400	105	0.197	1:09.362	151	0.377	1:09.054	151	0.269	1:09.381	151	0.224	1:09.258
193	1 LAP	1:13.593	151	0.360	1:09.201	104	0.599	1:09.557	104	0.322	1:09.212	104	0.455	1:09.436
151	0.504	1:09.661	102	1.800	1:09.954	102	1.664	1:08.901	191	1 LAP	1:13.354	102	1.593	1:09.078
108	1.154	1:08.839	108	1.948	1:10.139	108	1.817	1:08.906	108	1.400	1:09.072	108	1.659	1:09.562
102	1.191	1:09.101	192	1 LAP	1:13.779	107	3.094	1:09.322	102	1.818	1:09.643	107	1.930	1:08.758
107	2.900	1:09.123	107	2.809	1:09.254	192	1 LAP	1:11.673	107	2.475	1:08.870	191	1 LAP	1:11.858
166	5.460	1:09.352	199	1 LAP	1:13.793	166	5.102	1:08.663	166	4.940	1:09.327	166	4.472	1:08.835
130	8.313	1:09.373	166	5.476	1:09.361	199	1 LAP	1:12.159	192	1 LAP	1:11.003	130	8.316	1:09.144
122	10.196	1:10.158	193	1 LAP	1:14.749	130	7.937	1:08.681	130	8.475	1:10.027	192	1 LAP	1:12.525
161	10.409	1:10.544	130	8.293	1:09.325	193	1 LAP	1:12.865	199	1 LAP	1:12.849	133	14.055	1:09.791
114	11.051	1:10.147	122	11.431	1:10.580	122	12.717	1:10.323	193	1 LAP	1:13.230	199	1 LAP	1:13.351
133	11.534	1:10.793	114	11.459	1:09.753	114	12.757	1:10.335	133	13.567	1:09.707	161	14.263	1:09.543
128	11.790	1:09.852	133	11.782	1:09.593	161	12.972	1:09.712	161	14.023	1:10.540	122	15.568	1:10.440
112	14.122	1:10.647	161	12.297	1:11.233	133	13.349	1:10.604	114	14.261	1:10.993	114	15.643	1:10.685
111	20.033	1:10.951	128	12.525	1:10.080	112	16.859	1:10.707	122	14.431	1:11.203	193	1 LAP	1:13.930
113	20.478	1:11.516	112	15.189	1:10.412	128	17.501	1:14.013	112	17.598	1:10.228	128	18.523	1:10.129
109	20.754	1:11.168	113	20.918	1:09.785	111	22.680	1:10.688	128	17.697	1:09.685	112	18.915	1:10.620
117	20.868	1:10.624	111	21.029	1:10.341	109	22.969	1:10.487	117	23.748	1:09.880	113	25.165	1:10.622
131	21.186	1:11.377	109	21.519	1:10.110	113	23.160	1:11.279	113	23.846	1:10.175	109	25.429	1:10.519
167	21.336	1:10.982	117	21.762	1:10.239	117	23.357	1:10.632	109	24.213	1:10.733	117	25.618	1:11.173
139	26.228	1:10.239	131	22.202	1:10.361	131	24.009	1:10.844	111	24.717	1:11.526	111	25.819	1:10.405
177	29.761	1:09.706	167	22.378	1:10.387	167	24.072	1:10.731	131	25.396	1:10.876	131	26.468	1:10.375
125	29.968	1:10.908	139	27.323	1:10.440	139	28.272	1:09.986	167	25.490	1:10.907	167	26.587	1:10.400
116	30.378	1:11.201	177	30.711	1:10.295	125	31.979	1:09.895	139	28.915	1:10.132	139	29.682	1:10.070
123	32.935	1:09.886	125	31.121	1:10.498	177	32.023	1:10.349	177	32.186	1:09.652	177	32.403	1:09.520
174	33.398	1:10.175	116	31.437	1:10.404	116	32.336	1:09.936	123	33.551	1:09.459	123	33.093	1:08.845
169	35.936	1:10.453	123	33.315	1:09.725	123	33.581	1:09.303	116	34.321	1:11.474	116	35.238	1:10.220
165	36.300	1:11.237	174	34.011	1:09.958	174	35.084	1:10.110	125	34.391	1:11.901	125	35.731	1:10.643
173	41.874	1:10.497	165	38.322	1:11.367	165	41.121	1:11.836	174	35.537	1:09.942	174	36.022	1:09.788
178	42.502	1:10.393	169	38.471	1:11.880	169	41.286	1:11.852	165	43.523	1:11.891	165	45.663	1:11.443
191	1:03.039	1:13.159	173	42.925	1:10.396	178	44.614	1:10.286	169	43.691	1:11.894	169	45.845	1:11.457
			178	43.365	1:10.208	173	44.721	1:10.833	173	45.605	1:10.373	173	46.678	1:10.376
			191	1:06.462	1:12.768				178	46.302	1:11.177	178	46.738	1:09.739

Weather / Track : Cloudy / Dry

Silverstone National
Circuit Length = 1.6390 miles
Start: 14:58 End: 15:22

McMillan Motorsport Caterham Graduate Championship (Super & Sigma)

RACE 2 - LAP CHART

Lap 16			Lap 17			Lap 18			Lap 19		
No	Behind	Laptime	No	Behind	Laptime	No	Behind	Laptime	No	Behind	Laptime
105		1:08.898	124		1:08.847	105		1:08.504	105		1:09.190
124	0.057	1:09.061	105	0.332	1:09.236	124	0.167	1:09.003	124	0.213	1:09.236
151	0.216	1:08.996	104	0.751	1:09.198	104	0.342	1:08.427	104	0.279	1:09.127
104	0.457	1:09.006	151	0.760	1:09.448	151	0.744	1:08.820	151	0.476	1:08.922
102	1.663	1:09.074	102	1.541	1:08.782	102	1.417	1:08.712	102	1.496	1:09.269
108	1.742	1:09.087	108	1.953	1:09.115	108	1.535	1:08.418	108	1.631	1:09.286
107	2.103	1:09.177	107	2.365	1:09.166	107	2.130	1:08.601	107	1.929	1:08.989
166	4.294	1:08.826	166	4.659	1:09.269	166	4.621	1:08.798	166	5.112	1:09.681
191	1 LAP	1:11.799	130	8.486	1:08.985	130	9.182	1:09.532	130	9.400	1:09.408
130	8.405	1:09.093	191	1 LAP	1:11.677	191	1 LAP	1:11.573	191	1 LAP	1:11.545
192	1 LAP	1:12.679	192	1 LAP	1:12.930	133	18.765	1:10.111	133	20.538	1:10.963
161	15.340	1:10.081	161	17.272	1:10.836	161	18.907	1:10.471	114	20.596	1:10.584
133	15.484	1:10.433	133	17.490	1:10.910	122	19.035	1:09.706	161	20.756	1:11.039
114	16.441	1:09.802	114	17.895	1:10.358	114	19.202	1:10.143	128	21.047	1:09.570
122	16.667	1:10.103	122	18.165	1:10.402	128	20.667	1:09.620	122	22.462	1:12.617
199	1 LAP	1:12.823	128	19.883	1:09.065	192	1 LAP	1:12.255	192	1 LAP	1:11.159
128	19.722	1:10.203	199	1 LAP	1:12.580	112	23.509	1:10.477	112	24.757	1:10.438
112	20.186	1:10.275	112	21.868	1:10.586	199	1 LAP	1:13.044	109	29.491	1:10.137
193	1 LAP	1:13.809	193	1 LAP	1:13.289	109	28.544	1:09.939	113	29.829	1:10.009
109	25.943	1:09.518	109	27.441	1:10.402	117	28.845	1:09.937	111	30.101	1:10.106
113	26.110	1:09.949	117	27.744	1:10.200	113	29.010	1:09.771	199	1 LAP	1:13.747
117	26.448	1:09.834	111	27.942	1:10.235	111	29.185	1:10.079	117	30.461	1:10.806
111	26.611	1:09.796	113	28.075	1:10.869	167	29.590	1:09.459	167	30.595	1:10.195
131	27.607	1:10.143	167	28.967	1:10.200	131	30.228	1:09.885	131	30.801	1:09.763
167	27.671	1:10.088	131	29.179	1:10.476	139	31.048	1:08.958	139	31.325	1:09.467
139	30.310	1:09.632	139	30.926	1:09.520	193	1 LAP	1:14.571	123	36.603	1:09.908
123	32.886	1:08.797	177	34.538	1:10.297	123	35.885	1:10.007	193	1 LAP	1:13.519
177	33.145	1:09.746	123	34.714	1:10.732	177	36.595	1:10.893	177	37.962	1:10.557
116	36.917	1:10.683	174	38.817	1:10.473	174	40.606	1:10.625	174	42.973	1:11.557
125	37.018	1:10.291	116	39.041	1:11.028	116	40.907	1:10.702	116	43.257	1:11.540
174	37.248	1:10.230	125	39.227	1:11.113	125	41.056	1:10.665	125	43.543	1:11.677
173	47.830	1:10.156	178	49.466	1:09.903	178	51.925	1:11.295	173	53.951	1:11.211
178	48.467	1:10.733	173	49.611	1:10.685	173	51.930	1:11.155	178	54.051	1:11.316
165	48.837	1:12.178	165	50.466	1:10.533	165	52.777	1:11.147	165	54.839	1:11.252
169	49.084	1:12.243	169	50.680	1:10.500	169	58.678	1:16.834	169	1:01.548	1:12.060

Weather / Track : Cloudy / Dry

Silverstone National
Circuit Length = 1.6390 miles
Start: 14:58 End: 15:22

BARC Open / Production Sportscar Series inc. Tiger Sportscars
RACE 3 - CLASSIFICATION

POS	NO	CL	NAME	ENTRY	LAPS	TIME	GAP	DIFF	MPH	BEST	ON
1	2	C	Nick FLOWERS	Westfield SE	18	20:12.720			87.57	1:06.519	9
2	69	TA	Wayne ROTHWELL	Tiger Avon	18	20:23.983	11.263	11.263	86.77	1:07.053	11
3	18	C	Harry GORDON-FINLAYSON	Westfield SEW	18	20:30.466	17.746	6.483	86.31	1:07.602	4
4	39	TC	Stewart FENTON	Tiger CAT	18	20:38.069	25.349	7.603	85.78	1:07.847	15
5	27	C	John GORDON-FINLAYSON	Westfield SEW	18	21:13.708	1:00.988	35.639	83.38	1:08.413	15
6	77	C	Peter JAMES	Westfield SE	18	21:14.514	1:01.794	0.806	83.33	1:09.713	15
7	50	TA	Christopher RANGLES	Tiger CAT	17	20:13.949	1 lap	1 lap	82.62	1:10.177	13
8	25	MB	Paul RODDISON	Mazda MX5 MK3	17	20:46.512	1 lap	32.563	80.46	1:12.302	8
9	96	TB	Ben KIEFT	Tiger Avon	17	20:50.566	1 lap	4.054	80.20	1:11.834	14
10	24	MB	Jonathan HALLIWELL	Mazda MX5	17	21:04.589	1 lap	14.023	79.31	1:13.206	13
11	84	TB	Keith HARDY	Tiger Avon	16	20:20.426	2 laps	1 lap	77.35	1:13.044	2

FASTEST LAP

2	C	Nick FLOWERS	Westfield SE	9	1:06.519	88.70 mph	142.75 kph
69	TA	Wayne ROTHWELL	Tiger Avon	11	1:07.053	87.99 mph	141.61 kph
39	TC	Stewart FENTON	Tiger CAT	15	1:07.847	86.96 mph	139.95 kph
96	TB	Ben KIEFT	Tiger Avon	14	1:11.834	82.13 mph	132.18 kph
25	MB	Paul RODDISON	Mazda MX5 MK3	8	1:12.302	81.60 mph	131.33 kph

Weather / Track : Cloudy / Dry

These results are provisional until the conclusion of any judicial and technical matters.

Silverstone National
 Circuit Length = 1.6390 miles
 Start: 15:36 End: 15:57

Clerk of Course :	Timekeeper :
-------------------	--------------

BARC Open / Production Sportscar Series inc. Tiger Sportscars

RACE 3 - LAP CHART

Lap 1			Lap 2			Lap 3			Lap 4			Lap 5		
No	Behind	Laptime	No	Behind	Laptime	No	Behind	Laptime	No	Behind	Laptime	No	Behind	Laptime
69		1:10.152	2		1:08.378	2		1:08.477	2		1:07.584	2		1:07.269
2	0.276	1:10.428	69	0.067	1:08.721	69	0.516	1:08.926	69	0.307	1:07.375	69	0.385	1:07.347
39	1.455	1:11.607	39	0.834	1:08.033	18	0.998	1:08.214	18	1.016	1:07.602	18	1.402	1:07.655
18	1.835	1:11.987	18	1.261	1:08.080	39	1.527	1:09.170	39	2.265	1:08.322	39	3.843	1:08.847
50	6.113	1:16.265	77	8.987	1:11.019	77	11.840	1:11.330	77	15.516	1:11.260	77	19.063	1:10.816
77	6.622	1:16.774	50	9.711	1:12.252	50	12.659	1:11.425	50	16.278	1:11.203	50	19.661	1:10.652
96	8.443	1:18.595	96	13.328	1:13.539	25	18.559	1:13.099	25	24.028	1:13.053	25	29.279	1:12.520
25	8.924	1:19.076	25	13.937	1:13.667	96	18.929	1:14.078	24	27.291	1:13.730	27	29.334	1:09.260
84	9.745	1:19.897	84	14.135	1:13.044	84	19.250	1:13.592	27	27.343	1:09.717	96	33.165	1:12.394
24	10.783	1:20.935	24	16.259	1:14.130	24	21.145	1:13.363	96	28.040	1:16.695	24	33.950	1:13.928
27	20.831	1:30.983	27	23.305	1:11.128	27	25.210	1:10.382	84	52.119	1:40.453	84	58.917	1:14.067

Weather / Track : Cloudy / Dry

Silverstone National
 Circuit Length = 1.6390 miles
 Start: 15:36 End: 15:57

BARC Open / Production Sportscar Series inc. Tiger Sportscars

RACE 3 - LAP CHART

Lap 6			Lap 7			Lap 8			Lap 9			Lap 10		
No	Behind	Laptime	No	Behind	Laptime	No	Behind	Laptime	No	Behind	Laptime	No	Behind	Laptime
2		1:06.776	2		1:06.789	2		1:06.666	2		1:06.519	2		1:06.906
69	0.874	1:07.265	69	1.326	1:07.241	69	2.137	1:07.477	69	3.885	1:08.267	69	4.628	1:07.649
18	2.308	1:07.682	84	1 LAP	1:16.356	18	4.898	1:08.269	18	6.380	1:08.001	18	7.693	1:08.219
39	5.395	1:08.328	18	3.295	1:07.776	39	9.948	1:08.792	39	11.688	1:08.259	39	13.107	1:08.325
77	22.356	1:10.069	39	7.822	1:09.216	84	1 LAP	1:16.357	84	1 LAP	1:14.098	84	1 LAP	1:14.734
50	23.702	1:10.817	77	25.982	1:10.415	77	30.089	1:10.773	77	34.282	1:10.712	77	37.932	1:10.556
27	32.375	1:09.817	50	28.160	1:11.247	50	32.496	1:11.002	50	37.052	1:11.075	50	41.276	1:11.130
25	35.358	1:12.855	27	34.900	1:09.314	27	37.771	1:09.537	27	40.815	1:09.563	27	43.143	1:09.234
96	39.987	1:13.598	25	41.324	1:12.755	25	46.960	1:12.302	25	52.942	1:12.501	25	58.995	1:12.959
24	40.978	1:13.804	96	46.447	1:13.249	96	52.892	1:13.111	96	59.294	1:12.921	96	1:05.697	1:13.309
			24	47.994	1:13.805	24	55.277	1:13.949	24	1:03.446	1:14.688			

Weather / Track : Cloudy / Dry

Silverstone National
 Circuit Length = 1.6390 miles
 Start: 15:36 End: 15:57

BARC Open / Production Sportscar Series inc. Tiger Sportscars

RACE 3 - LAP CHART

Lap 11			Lap 12			Lap 13			Lap 14			Lap 15		
No	Behind	Laptime	No	Behind	Laptime	No	Behind	Laptime	No	Behind	Laptime	No	Behind	Laptime
2		1:07.085	2		1:06.951	2		1:07.036	2		1:06.703	2		1:07.196
24	1 LAP	1:14.141	96	1 LAP	1:13.262	25	1 LAP	1:12.983	69	8.368	1:07.301	69	9.023	1:07.851
69	4.596	1:07.053	69	5.151	1:07.506	69	7.770	1:09.655	25	1 LAP	1:12.895	18	14.213	1:08.605
18	8.745	1:08.137	18	10.087	1:08.293	18	11.155	1:08.104	18	12.804	1:08.352	25	1 LAP	1:13.812
39	14.318	1:08.296	24	1 LAP	1:14.354	96	1 LAP	1:13.288	96	1 LAP	1:12.779	96	1 LAP	1:11.834
84	1 LAP	1:14.143	39	16.055	1:08.688	39	17.248	1:08.229	39	21.264	1:10.719	39	21.915	1:07.847
77	41.430	1:10.583	84	1 LAP	1:14.521	24	1 LAP	1:14.104	24	1 LAP	1:13.206	24	1 LAP	1:14.217
50	44.915	1:10.724	77	44.411	1:09.932	77	47.089	1:09.714	77	51.337	1:10.951	77	53.854	1:09.713
27	45.230	1:09.172	27	48.267	1:09.988	84	1 LAP	1:13.790	27	54.070	1:09.618	27	55.287	1:08.413
25	1:05.047	1:13.137	50	49.033	1:11.069	27	51.155	1:09.924	84	1 LAP	1:14.345	50	59.846	1:11.012
						50	52.174	1:10.177	50	56.030	1:10.559	84	1 LAP	1:13.467

Weather / Track : Cloudy / Dry

Silverstone National
 Circuit Length = 1.6390 miles
 Start: 15:36 End: 15:57

BARC Open / Production Sportscar Series inc. Tiger Sportscars
RACE 3 - LAP CHART


Lap 16			Lap 17			Lap 18		
No	Behind	Laptime	No	Behind	Laptime	No	Behind	Laptime
2		1:07.349	2		1:07.314	2		1:07.294
69	9.559	1:07.885	84	2 LAPS	1:14.405	50	1 LAP	1:11.939
18	15.808	1:08.944	69	10.125	1:07.880	84	2 LAPS	1:13.157
25	1 LAP	1:12.889	18	16.866	1:08.372	69	11.263	1:08.432
39	23.565	1:08.999	39	24.760	1:08.509	18	17.746	1:08.174
96	1 LAP	1:13.089	25	1 LAP	1:13.027	39	25.349	1:07.883
24	1 LAP	1:13.744	96	1 LAP	1:11.931	25	1 LAP	1:12.982
77	56.252	1:09.747	24	1 LAP	1:14.079	96	1 LAP	1:12.894
27	56.662	1:08.724	27	58.421	1:09.073	24	1 LAP	1:14.412
50	1:03.898	1:11.401	77	59.166	1:10.228	27	1:00.988	1:09.861
						77	1:01.794	1:09.922

Weather / Track : Cloudy / Dry

Silverstone National
 Circuit Length = 1.6390 miles
 Start: 15:36 End: 15:57

BARC Open / Production Sportscar Series inc. Tiger Sportscars

RACE 12 - GRID

ROW 6	84 Keith HARDY	10 Paul CLARKE
ROW 5	96 Ben KIEFT	24 Jonathan HALLIWELL
ROW 4	50 Christopher RANGLES	25 Paul RODDISON
ROW 3	27 John GORDON-FINLAYSON	77 Peter JAMES
ROW 2	18 Harry GORDON-FINLAYSON	39 Stewart FENTON
ROW 1	2 Nick FLOWERS	69 Wayne ROTHWELL
Pole		
		

Silverstone National
Circuit Length = 1.6390 miles

These results are provisional until the conclusion of any judicial and technical matters.

Clerk of Course :		Timekeeper :
-------------------	--	--------------

McMillan Motorsport Caterham Graduate Championship (Classic)

RACE 4 - CLASSIFICATION - AMENDED

POS	NO	CL	NAME	ENTRY	LAPS	TIME	GAP	DIFF	MPH	BEST	ON
1	71		Graeme SMITH	Caterham 7	18	22:25.884			78.91	1:13.989	11
2	73		John PARKER	Caterham 7	18	22:25.958	0.074	0.074	78.90	1:13.783	13
3	98		James RUSSELL	Caterham 7	18	22:26.415	0.531	0.457	78.88	1:13.803	12
4	89		Paul HAWKER	Caterham 7	18	22:26.527	0.643	0.112	78.87	1:14.081	7
5	75		Justin COX	Caterham 7	18	22:26.681	0.797	0.154	78.86	1:13.862	16
6	82		Daniel LEWIS	Caterham 7	18	22:26.947	1.063	0.266	78.84	1:13.806	18
7	77		Andrew SAGAR	Caterham 7	18	22:27.613	1.729	0.666	78.81	1:13.801	18
8	81		Stu THOMPSON	Caterham 7	18	22:27.743	1.859	0.130	78.80	1:13.891	18
9	76		Trevor HARBER	Caterham 7	18	22:28.352	2.468	0.609	78.76	1:13.989	8
10	88		Amanda BLACK	Caterham 7	18	22:45.928	20.044	17.576	77.75	1:13.599	5
11	79		Pete CANNARD	Caterham 7	18	22:50.489	24.605	4.561	77.49	1:14.887	4
12	72		Charles FITZHUGH	Caterham 7	18	22:53.608	27.724	3.119	77.31	1:14.883	2
13	86		Darren GRAINGER	Caterham 7	18	22:54.320	28.436	0.712	77.27	1:14.413	4
14	96		Colin JARDINE	Caterham 7	18	23:06.893	41.009	12.573	76.57	1:14.923	3
15	83		Colin ROTHWELL	Caterham 7	18	23:24.288	58.404	17.395	75.63	1:17.287	2
16	84		Sheila MARSHALL	Caterham 7	18	23:24.489	58.605	0.201	75.61	1:17.084	13
17	91		Nigel LIDDELL	Caterham 7	18	23:25.037	59.153	0.548	75.58	1:16.679	2
NOT CLASSIFIED											
DQ	90		Rowan WILLIAMS	Caterham 7	18	22:25.388			78.94	1:13.759	6
FASTEST LAP											
	88		Amanda BLACK	Caterham 7	5	1:13.599			80.16 mph	129.01 kph	

CAR 90 EXCLUDED - 5.14.1 MINIMUM WEIGHT LIMIT

Weather / Track : Cloudy / Dry

These results are provisional until the conclusion of any judicial and technical matters.

Silverstone National

Circuit Length = 1.6390 miles

Start: 16:11 End: 16:34

Clerk of Course :		Timekeeper :	
-------------------	--	--------------	--

McMillan Motorsport Caterham Graduate Championship (Classic)

RACE 4 - LAP CHART

Lap 1			Lap 2			Lap 3			Lap 4			Lap 5		
No	Behind	Laptime	No	Behind	Laptime	No	Behind	Laptime	No	Behind	Laptime	No	Behind	Laptime
71		1:17.793	71		1:14.787	73		1:14.663	71		1:14.333	71		1:14.553
98	0.046	1:17.839	73	0.069	1:14.364	71	0.153	1:14.885	73	0.245	1:14.731	73	0.165	1:14.473
73	0.492	1:18.285	98	0.180	1:14.921	98	0.559	1:15.111	98	0.332	1:14.259	90	0.644	1:14.519
89	0.861	1:18.654	89	0.799	1:14.725	89	0.930	1:14.863	90	0.678	1:13.934	98	0.707	1:14.928
77	1.139	1:18.932	75	0.881	1:14.426	75	1.114	1:14.965	75	0.980	1:14.352	75	1.212	1:14.785
75	1.242	1:19.035	77	1.598	1:15.246	90	1.230	1:14.277	89	1.191	1:14.747	89	1.380	1:14.742
81	1.310	1:19.103	90	1.685	1:15.071	81	1.572	1:14.398	81	1.324	1:14.238	77	1.757	1:14.562
90	1.401	1:19.194	81	1.906	1:15.383	77	2.292	1:15.426	77	1.748	1:13.942	81	2.000	1:15.229
79	1.876	1:19.669	82	2.394	1:14.986	82	3.055	1:15.393	82	2.854	1:14.285	82	2.205	1:13.904
82	2.195	1:19.988	79	2.925	1:15.836	76	3.196	1:14.742	76	2.935	1:14.225	88	2.467	1:13.599
76	2.438	1:20.231	76	3.186	1:15.535	79	3.938	1:15.745	88	3.421	1:13.795	76	2.809	1:14.427
88	2.792	1:20.585	88	3.828	1:15.823	88	4.112	1:15.016	79	4.339	1:14.887	79	5.311	1:15.525
72	4.181	1:21.974	72	4.277	1:14.883	72	4.885	1:15.340	72	5.285	1:14.886	86	5.854	1:15.010
96	4.787	1:22.580	86	5.594	1:15.469	86	5.470	1:14.608	86	5.397	1:14.413	72	6.643	1:15.911
86	4.912	1:22.705	96	5.850	1:15.850	96	6.041	1:14.923	96	6.576	1:15.021	96	7.633	1:15.610
83	5.808	1:23.601	91	7.858	1:16.679	91	10.947	1:17.821	83	14.725	1:18.141	83	17.701	1:17.529
91	5.966	1:23.759	83	8.308	1:17.287	83	11.070	1:17.494	91	15.093	1:18.632	84	18.176	1:17.372
84	6.713	1:24.506	84	9.315	1:17.389	84	12.005	1:17.422	84	15.357	1:17.838	91	18.352	1:17.812

Weather / Track : Cloudy / Dry

Silverstone National
Circuit Length = 1.6390 miles
Start: 16:11 End: 16:34

McMillan Motorsport Caterham Graduate Championship (Classic)

RACE 4 - LAP CHART

Lap 6			Lap 7			Lap 8			Lap 9			Lap 10		
No	Behind	Laptime	No	Behind	Laptime	No	Behind	Laptime	No	Behind	Laptime	No	Behind	Laptime
90		1:13.759	71		1:14.231	90		1:14.508	90		1:14.729	90		1:14.559
73	0.157	1:14.395	90	0.235	1:14.810	89	0.130	1:14.283	98	0.196	1:14.521	89	0.492	1:14.595
71	0.344	1:14.747	89	0.590	1:14.081	71	0.245	1:14.988	89	0.456	1:15.055	75	0.584	1:14.420
98	0.729	1:14.425	73	0.691	1:15.109	98	0.404	1:14.242	71	0.663	1:15.147	98	0.633	1:14.996
89	1.084	1:14.107	98	0.905	1:14.751	75	0.695	1:14.190	75	0.723	1:14.757	82	1.116	1:14.793
75	1.429	1:14.620	75	1.248	1:14.394	73	0.851	1:14.903	82	0.882	1:14.425	71	1.175	1:15.071
77	1.594	1:14.240	77	1.481	1:14.462	82	1.186	1:14.337	77	1.198	1:14.575	73	1.729	1:14.951
82	1.914	1:14.112	82	1.592	1:14.253	77	1.352	1:14.614	73	1.337	1:15.215	77	1.839	1:15.200
81	2.230	1:14.633	88	1.730	1:13.917	88	1.533	1:14.546	81	1.601	1:14.611	81	1.969	1:14.927
88	2.388	1:14.324	81	2.136	1:14.481	81	1.719	1:14.326	88	1.736	1:14.932	88	2.076	1:14.899
76	2.662	1:14.256	76	2.523	1:14.436	76	1.769	1:13.989	76	2.018	1:14.978	76	2.447	1:14.988
79	6.552	1:15.644	79	7.728	1:15.751	79	8.749	1:15.764	79	9.751	1:15.731	79	11.259	1:16.067
86	6.916	1:15.465	86	8.283	1:15.942	72	9.410	1:15.480	72	10.312	1:15.631	86	11.612	1:15.709
72	7.374	1:15.134	72	8.673	1:15.874	86	9.580	1:16.040	86	10.462	1:15.611	72	12.098	1:16.345
96	9.070	1:15.840	96	10.826	1:16.331	96	13.009	1:16.926	96	15.272	1:16.992	96	17.608	1:16.895
83	20.998	1:17.700	83	24.153	1:17.730	84	27.020	1:17.577	84	30.589	1:18.298	83	34.121	1:17.949
84	21.255	1:17.482	84	24.186	1:17.506	83	27.133	1:17.723	83	30.731	1:18.327	91	34.832	1:18.338
91	21.937	1:17.988	91	24.937	1:17.575	91	27.585	1:17.391	91	31.053	1:18.197	84	35.133	1:19.103

Weather / Track : Cloudy / Dry

Silverstone National
Circuit Length = 1.6390 miles
Start: 16:11 End: 16:34

McMillan Motorsport Caterham Graduate Championship (Classic)

RACE 4 - LAP CHART

Lap 11			Lap 12			Lap 13			Lap 14			Lap 15		
No	Behind	Laptime	No	Behind	Laptime	No	Behind	Laptime	No	Behind	Laptime	No	Behind	Laptime
90		1:14.347	90		1:14.814	90		1:14.756	90		1:14.958	90		1:14.128
89	0.300	1:14.155	98	0.166	1:13.803	98	0.059	1:14.649	98	0.079	1:14.978	98	0.096	1:14.145
75	0.500	1:14.263	71	0.347	1:14.344	71	0.606	1:15.015	73	0.309	1:14.492	73	0.437	1:14.256
71	0.817	1:13.989	75	0.633	1:14.947	73	0.775	1:13.783	71	0.483	1:14.835	71	0.757	1:14.402
98	1.177	1:14.891	89	0.936	1:15.450	75	1.087	1:15.210	89	0.915	1:14.491	89	1.037	1:14.250
82	1.487	1:14.718	82	1.570	1:14.897	89	1.382	1:15.202	82	1.036	1:14.575	82	1.321	1:14.413
73	1.826	1:14.444	73	1.748	1:14.736	82	1.419	1:14.605	81	1.494	1:14.698	77	1.641	1:14.078
77	2.033	1:14.541	81	1.923	1:14.643	81	1.754	1:14.587	75	1.547	1:15.418	75	1.807	1:14.388
81	2.094	1:14.472	77	2.076	1:14.857	88	1.841	1:14.418	77	1.691	1:14.632	76	2.148	1:14.207
88	2.387	1:14.658	88	2.179	1:14.606	77	2.017	1:14.697	88	2.014	1:15.131	81	2.280	1:14.914
76	2.579	1:14.479	76	2.449	1:14.684	76	2.546	1:14.853	76	2.069	1:14.481	88	14.357	1:26.471
79	13.254	1:16.342	79	14.138	1:15.698	79	15.863	1:16.481	79	16.794	1:15.889	79	18.598	1:15.932
86	13.862	1:16.597	86	14.414	1:15.366	86	16.902	1:17.244	86	18.538	1:16.594	72	20.945	1:16.525
72	14.176	1:16.425	72	15.465	1:16.103	72	16.949	1:16.240	72	18.548	1:16.557	86	21.692	1:17.282
96	20.228	1:16.967	96	22.139	1:16.725	96	24.731	1:17.348	96	26.905	1:17.132	96	29.843	1:17.066
83	37.331	1:17.557	83	39.978	1:17.461	83	42.801	1:17.579	83	45.344	1:17.501	83	49.220	1:18.004
84	38.011	1:17.225	84	40.638	1:17.441	84	42.966	1:17.084	84	45.517	1:17.509	91	49.296	1:17.014
91	38.136	1:17.651	91	40.952	1:17.630	91	43.394	1:17.198	91	46.410	1:17.974	84	49.490	1:18.101

Weather / Track : Cloudy / Dry

Silverstone National
Circuit Length = 1.6390 miles
Start: 16:11 End: 16:34

McMillan Motorsport Caterham Graduate Championship (Classic)

RACE 4 - LAP CHART

Lap 16			Lap 17			Lap 18		
No	Behind	Laptime	No	Behind	Laptime	No	Behind	Laptime
90		1:14.721	90		1:14.496	90		1:13.808
73	0.111	1:14.395	73	0.230	1:14.615	71	0.496	1:14.042
98	0.331	1:14.956	71	0.262	1:14.308	73	0.570	1:14.148
71	0.450	1:14.414	75	0.522	1:14.070	98	1.027	1:14.108
89	0.835	1:14.519	89	0.664	1:14.325	89	1.139	1:14.283
75	0.948	1:13.862	98	0.727	1:14.892	75	1.293	1:14.579
82	1.908	1:15.308	82	1.561	1:14.149	82	1.559	1:13.806
77	2.085	1:15.165	77	2.232	1:14.643	77	2.225	1:13.801
81	2.346	1:14.787	81	2.272	1:14.422	81	2.355	1:13.891
76	2.547	1:15.120	76	2.437	1:14.386	76	2.964	1:14.335
88	16.363	1:16.727	88	18.314	1:16.447	88	20.540	1:16.034
79	20.014	1:16.137	79	21.994	1:16.476	79	25.101	1:16.915
86	22.693	1:15.722	72	25.741	1:17.319	72	28.220	1:16.287
72	22.918	1:16.694	86	25.911	1:17.714	86	28.932	1:16.829
96	32.192	1:17.070	96	34.680	1:16.984	96	41.505	1:20.633
83	51.994	1:17.495	83	55.145	1:17.647	83	58.900	1:17.563
84	52.173	1:17.404	84	55.356	1:17.679	84	59.101	1:17.553
91	53.119	1:18.544	91	55.955	1:17.332	91	59.649	1:17.502

Weather / Track : Cloudy / Dry

Silverstone National
Circuit Length = 1.6390 miles
Start: 16:11 End: 16:34

MSA British 250cc Long Circuit Kart Championship

RACE 5 - CLASSIFICATION - AMENDED

POS	NO	CL	NAME	ENTRY	LAPS	TIME	GAP	DIFF	MPH	BEST	ON
1	E	Div1	Gavin BENNETT	Anderson / DEA	17	15:52.445			105.31	55.137	4
2	77	Div1	Malcolm CROWE	Anderson / DEA	17	16:08.253	15.808	15.808	103.59	55.225	9
3	66	250N	Stephen CLARK	Anderson / Honda	16	16:05.113	1 lap	1 lap	97.81	59.496	14
4	68	250N	Aaron SIFLEET	Anderson / Honda	16	16:19.893	1 lap	14.780	96.34	1:00.303	7
5	78	250N	Andrew GULLIFORD	Cyclone / KTM	16	16:57.935	1 lap	38.042	92.74	1:00.272	13
6	11	250N	Kevin RIDLEY	Jade / Honda	15	15:54.414	2 laps	1 lap	92.73	1:02.750	14
7	36	250N	Paul WALLEY	Anderson / Honda	15	15:55.221	2 laps	0.807	92.65	1:02.721	6
8	1	125O	Danny BUTLER	F1 / TM	15	15:57.359	2 laps	2.138	92.44	1:03.036	14
9	3	125O	Ben WILLSHIRE	Anderson / SGM	15	16:02.828	2 laps	5.469	91.92	1:03.205	12
10	GP	125O	Danny EDWARDS	F1 / TM	15	16:33.299	2 laps	30.471	89.10	1:04.429	7
11	41	125O	Simon RUSHFORTH	Spyda / Pavesi	15	16:35.891	2 laps	2.592	88.87	1:05.399	14
12	14	125O	Gary JAMES	F1 / Pavesi	14	15:53.127	3 laps	1 lap	86.66	1:07.085	12
13	4	125O	Louise COLIN	Anderson / Pavesi	14	15:55.584	3 laps	2.457	86.44	1:03.056	6
14	12	125O	Gary AVRILL	F1 / SGM	14	16:23.576	3 laps	27.992	83.98	1:08.764	13
15	04	125I	Kevin GRAY	Energy / TM	14	16:24.307	3 laps	0.731	83.92	1:08.690	3
16	55	125I	Bruce CRAWLEY	Energy / TM	14	17:11.584	3 laps	47.277	80.07	1:05.586	11

NOT CLASSIFIED

DNF	01	Div1	Trevor ROBERTS	Anderson / BRC	16	15:14.672	1 lap		103.21	56.047	4
DNF	111	250N	Paul PLATT	PVP / Honda	12	13:04.779	5 laps	4 laps	90.22	59.703	3
DNF	10	250N	Roy BENNETT	Anderson / Honda	9	9:44.850	8 laps	3 laps	90.79	1:03.304	2
DNF	15	125O	Lee SMITH	Raider / Pavesi	3	3:20.634	14 laps	6 laps	88.22	1:03.829	3
DNF	6	250N	Adam UNDERHILL	Raider / Honda	1	1:06.815	16 laps	2 laps	88.30		
DNF	31	250N	Sam MOSS	SGH / Honda	1	1:33.629	16 laps	26.814	63.01		
DQ	0	125I	Chris NEEDHAM	Intrepid / VM	15	16:45.896	2 laps		87.98	1:05.789	7

FASTEST LAP

E	Div1	Gavin BENNETT	Anderson / DEA	4	55.137	107.01 mph	172.22 kph
66	250N	Stephen CLARK	Anderson / Honda	14	59.496	99.17 mph	159.60 kph
1	125O	Danny BUTLER	F1 / TM	14	1:03.036	93.60 mph	150.63 kph
55	125I	Bruce CRAWLEY	Energy / TM	11	1:05.586	89.96 mph	144.78 kph

KART 0 EXCLUDED - UNDER MINIMUM WEIGHT GOLD BOOK F.1.8.1

Weather / Track : Cloudy / Dry

These results are provisional until the conclusion of any judicial and technical matters.

Silverstone National
Circuit Length = 1.6390 miles
Start: 09:27 End: 09:45

Clerk of Course :	Timekeeper :
-------------------	--------------

MSA British 250cc Long Circuit Kart Championship

RACE 5 - CLASSIFICATION

POS	NO	CL	NAME	ENTRY	LAPS	TIME	GAP	DIFF	MPH	BEST	ON
Class : Div1											
1	E	Div1	Gavin BENNETT	Anderson / DEA	17	15:52.445			107.01	55.137	4
2	77	Div1	Malcolm CROWE	Anderson / DEA	17	16:08.253	15.808	15.808	106.84	55.225	9
DNF	01	Div1	Trevor ROBERTS	Anderson / BRC	16	15:14.672	1 lap	1 lap	105.27	56.047	4
Class : 250N											
1	66	250N	Stephen CLARK	Anderson / Honda	16	16:05.113			99.17	59.496	14
2	68	250N	Aaron SIFLEET	Anderson / Honda	16	16:19.893	14.780	14.780	97.84	1:00.303	7
3	78	250N	Andrew GULLIFORD	Cyclone / KTM	16	16:57.935	52.822	38.042	97.89	1:00.272	13
4	11	250N	Kevin RIDLEY	Jade / Honda	15	15:54.414	1 lap	1 lap	94.02	1:02.750	14
5	36	250N	Paul WALLEY	Anderson / Honda	15	15:55.221	1 lap	0.807	94.07	1:02.721	6
DNF	111	250N	Paul PLATT	PVP / Honda	12	13:04.779	4 laps	3 laps	98.82	59.703	3
DNF	10	250N	Roy BENNETT	Anderson / Honda	9	9:44.850	7 laps	3 laps	93.20	1:03.304	2
DNF	6	250N	Adam UNDERHILL	Raider / Honda	1	1:06.815	15 laps	8 laps	0.00		
DNF	31	250N	Sam MOSS	SGH / Honda	1	1:33.629	15 laps	26.814	0.00		
Class : 125O											
1	1	125O	Danny BUTLER	F1 / TM	15	15:57.359			93.60	1:03.036	14
2	3	125O	Ben WILLSHIRE	Anderson / SGM	15	16:02.828	5.469	5.469	93.35	1:03.205	12
3	GP	125O	Danny EDWARDS	F1 / TM	15	16:33.299	35.940	30.471	91.57	1:04.429	7
4	41	125O	Simon RUSHFORTH	Spyda / Pavesi	15	16:35.891	38.532	2.592	90.22	1:05.399	14
5	14	125O	Gary JAMES	F1 / Pavesi	14	15:53.127	1 lap	1 lap	87.95	1:07.085	12
6	4	125O	Louise COLIN	Anderson / Pavesi	14	15:55.584	1 lap	2.457	93.57	1:03.056	6
7	12	125O	Gary AVRILL	F1 / SGM	14	16:23.576	1 lap	27.992	85.80	1:08.764	13
DNF	15	125O	Lee SMITH	Raider / Pavesi	3	3:20.634	12 laps	11 laps	92.44	1:03.829	3
Class : 125I											
1	04	125I	Kevin GRAY	Energy / TM	14	16:24.307			85.89	1:08.690	3
2	55	125I	Bruce CRAWLEY	Energy / TM	14	17:11.584	47.277	47.277	89.96	1:05.586	11
DQ	0	125I	Chris NEEDHAM	Intrepid / VM	15	16:45.896			89.68	1:05.789	7
FASTEST LAP											
E	Div1		Gavin BENNETT	Anderson / DEA	4	55.137		107.01 mph		172.22 kph	
66	250N		Stephen CLARK	Anderson / Honda	14	59.496		99.17 mph		159.60 kph	
1	125O		Danny BUTLER	F1 / TM	14	1:03.036		93.60 mph		150.63 kph	
55	125I		Bruce CRAWLEY	Energy / TM	11	1:05.586		89.96 mph		144.78 kph	

Weather / Track : Cloudy / Dry

These results are provisional until the conclusion of any judicial and technical matters.

Silverstone National
Circuit Length = 1.6390 miles
Start: 09:27 End: 09:45

Clerk of Course :	Timekeeper :
-------------------	--------------

MSA British 250cc Long Circuit Kart Championship

RACE 5 - LAP CHART

Lap 1			Lap 2			Lap 3			Lap 4			Lap 5		
No	Behind	Laptime	No	Behind	Laptime	No	Behind	Laptime	No	Behind	Laptime	No	Behind	Laptime
E		58.647	E		55.299	E		55.317	E		55.137	E		55.349
77	0.126	58.773	77	0.989	56.162	77	1.232	55.560	77	1.328	55.233	77	1.246	55.267
01	1.103	59.750	01	2.038	56.234	01	2.779	56.058	01	3.689	56.047	12	1 LAP	1:09.071
111	4.824	1:03.471	66	10.034	1:00.196	66	14.587	59.870	111	19.782	59.806	04	1 LAP	1:09.380
66	5.137	1:03.784	111	10.727	1:01.202	111	15.113	59.703	66	19.798	1:00.348	01	4.805	56.465
68	7.116	1:05.763	68	12.793	1:00.976	68	18.047	1:00.571	68	23.490	1:00.580	66	24.087	59.638
10	7.341	1:05.988	78	14.104	1:01.817	78	20.018	1:01.231	78	25.972	1:01.091	111	25.029	1:00.596
78	7.586	1:06.233	10	15.346	1:03.304	10	24.112	1:04.083	11	32.288	1:03.309	68	28.541	1:00.400
6	8.168	1:06.815	11	16.174	1:03.276	11	24.116	1:03.259	10	32.372	1:03.397	78	31.697	1:01.074
11	8.197	1:06.844	36	16.980	1:03.058	36	24.913	1:03.250	36	33.583	1:03.807	11	40.709	1:03.770
36	9.221	1:07.868	1	19.162	1:03.992	1	27.492	1:03.647	1	35.889	1:03.534	10	42.686	1:05.663
1	10.469	1:09.116	4	19.298	1:03.934	4	27.587	1:03.606	4	36.024	1:03.574	36	42.950	1:04.716
4	10.663	1:09.310	3	20.252	1:03.862	3	28.299	1:03.364	3	36.538	1:03.376	1	43.956	1:03.416
3	11.689	1:10.336	15	22.859	1:04.530	15	31.371	1:03.829	41	44.889	1:06.034	4	44.480	1:03.805
0	11.774	1:10.421	0	23.432	1:06.957	41	33.992	1:05.530	0	46.888	1:06.942	3	44.834	1:03.645
41	12.454	1:11.101	41	23.779	1:06.624	0	35.083	1:06.968	55	47.942	1:07.927	41	55.638	1:06.098
55	13.005	1:11.652	55	24.183	1:06.477	55	35.152	1:06.286	GP	51.690	1:05.798			
15	13.628	1:12.275	14	28.658	1:07.952	14	40.657	1:07.316	14	53.046	1:07.526			
14	16.005	1:14.652	12	30.531	1:09.194	GP	41.029	1:05.316						
12	16.636	1:15.283	GP	31.030	1:05.544	12	44.461	1:09.247						
04	17.072	1:15.719	04	31.576	1:09.803	04	44.949	1:08.690						
GP	20.785	1:19.432												
31	34.982	1:33.629 P												

Weather / Track : Cloudy / Dry

Silverstone National
Circuit Length = 1.6390 miles
Start: 09:27 End: 09:45

MSA British 250cc Long Circuit Kart Championship
RACE 5 - LAP CHART

Lap 6			Lap 7			Lap 8			Lap 9			Lap 10		
No	Behind	Laptime	No	Behind	Laptime	No	Behind	Laptime	No	Behind	Laptime	No	Behind	Laptime
E		55.990	E		55.696	E		55.364	E		55.525	E		55.560
77	1.777	56.521	77	1.680	55.599	11	1 LAP	1:03.006	77	1.594	55.225	77	1.314	55.280
0	1 LAP	1:06.903	01	6.684	56.585	36	1 LAP	1:03.027	11	1 LAP	1:03.463	04	2 LAPS	1:10.674
55	1 LAP	1:06.758	41	1 LAP	1:06.055	77	1.894	55.578	01	8.693	56.441	12	2 LAPS	1:09.785
GP	1 LAP	1:04.839	0	1 LAP	1:07.038	1	1 LAP	1:03.160	36	1 LAP	1:02.754	01	9.544	56.411
01	5.795	56.980	55	1 LAP	1:06.213	3	1 LAP	1:03.210	1	1 LAP	1:03.474	11	1 LAP	1:03.253
14	1 LAP	1:07.451	GP	1 LAP	1:04.479	01	7.777	56.457	3	1 LAP	1:03.303	36	1 LAP	1:02.927
04	1 LAP	1:10.265	14	1 LAP	1:07.469	10	1 LAP	1:08.936	10	1 LAP	1:05.497	1	1 LAP	1:03.608
12	1 LAP	1:11.528	66	32.196	1:00.264	4	1 LAP	1:08.929	4	1 LAP	1:10.781	3	1 LAP	1:03.428
66	27.628	59.531	04	1 LAP	1:10.032	41	1 LAP	1:05.783	41	1 LAP	1:05.897	10	1 LAP	1:04.265
111	28.938	59.899	111	33.360	1:00.118	GP	1 LAP	1:04.429	GP	1 LAP	1:05.116	4	1 LAP	1:11.509
68	33.135	1:00.584	12	1 LAP	1:10.654	0	1 LAP	1:05.789	0	1 LAP	1:06.407	41	1 LAP	1:06.325
78	37.067	1:01.360	68	37.742	1:00.303	55	1 LAP	1:05.743	55	1 LAP	1:06.879	GP	1 LAP	1:05.281
11	48.220	1:03.501	78	42.620	1:01.249	14	1 LAP	1:07.139	66	41.280	59.754	66	46.024	1:00.304
36	49.681	1:02.721				66	37.051	1:00.219	111	42.949	1:00.612	0	1 LAP	1:06.865
10	50.413	1:03.717				111	37.862	59.866	14	1 LAP	1:07.813	55	1 LAP	1:06.468
1	51.079	1:03.113				68	43.137	1:00.759	68	48.011	1:00.399	111	47.842	1:00.453
4	51.546	1:03.056				04	1 LAP	1:10.586	78	54.091	1:01.244	68	53.593	1:01.142
3	52.105	1:03.261				78	48.372	1:01.116						
						12	1 LAP	1:10.813						

Weather / Track : Cloudy / Dry

Silverstone National
Circuit Length = 1.6390 miles
Start: 09:27 End: 09:45

MSA British 250cc Long Circuit Kart Championship
RACE 5 - LAP CHART

Lap 11			Lap 12			Lap 13			Lap 14			Lap 15		
No	Behind	Laptime	No	Behind	Laptime	No	Behind	Laptime	No	Behind	Laptime	No	Behind	Laptime
E		55.788	E		56.194	E		57.440	E		55.462	E		55.317
77	1.238	55.712	0	2 LAPS	1:06.337	77	0.292	56.498	77	0.830	56.000	77	1.168	55.655
14	2 LAPS	1:07.929	55	2 LAPS	1:06.695	GP	2 LAPS	1:05.117	66	1 LAP	59.681	66	1 LAP	59.496
78	1 LAP	1:01.223	77	1.234	56.190	41	2 LAPS	1:06.299	111	2 LAPS	1:58.606	12	3 LAPS	1:10.178
01	11.951	58.195	68	1 LAP	1:00.847	68	1 LAP	1:00.881	68	1 LAP	1:00.793	04	3 LAPS	1:10.422
12	2 LAPS	1:09.369	78	1 LAP	1:01.880	0	2 LAPS	1:05.942	01	13.029	57.017	01	15.134	57.422
04	2 LAPS	1:10.437	01	12.198	56.441	55	2 LAPS	1:05.586	GP	2 LAPS	1:05.117	68	1 LAP	1:04.031
11	1 LAP	1:02.999	14	2 LAPS	1:07.783	01	11.474	56.716	41	2 LAPS	1:05.943	GP	2 LAPS	1:05.608
36	1 LAP	1:03.263	11	1 LAP	1:04.456	78	1 LAP	1:00.936	78	1 LAP	1:00.272	78	1 LAP	1:00.881
1	1 LAP	1:03.440	36	1 LAP	1:04.588	4	2 LAPS	1:10.766	0	2 LAPS	1:06.748	41	2 LAPS	1:05.817
3	1 LAP	1:03.605	12	2 LAPS	1:09.034	14	2 LAPS	1:07.574	55	2 LAPS	1:06.715	0	2 LAPS	1:07.470
66	51.604	1:01.368	1	1 LAP	1:03.543	11	1 LAP	1:03.413	4	2 LAPS	1:11.186	55	2 LAPS	1:07.499
GP	1 LAP	1:05.417	3	1 LAP	1:03.748	36	1 LAP	1:03.220	14	2 LAPS	1:07.085	4	2 LAPS	1:11.002
111	52.501	1:00.447	04	2 LAPS	1:10.304	1	1 LAP	1:03.354	11	1 LAP	1:03.176	14	2 LAPS	1:07.210
41	1 LAP	1:06.849	66	55.182	59.772	3	1 LAP	1:03.205	36	1 LAP	1:02.828	11	1 LAP	1:02.750
4	1 LAP	1:11.212				12	2 LAPS	1:11.262	1	1 LAP	1:03.256	36	1 LAP	1:03.270
						04	2 LAPS	1:09.598	3	1 LAP	1:03.581			

Weather / Track : Cloudy / Dry

Silverstone National
 Circuit Length = 1.6390 miles
 Start: 09:27 End: 09:45

MSA British 250cc Long Circuit Kart Championship
RACE 5 - LAP CHART

Lap 16			Lap 17		
No	Behind	Laptime	No	Behind	Laptime
E		55.507	E		58.853
1	2 LAPS	1:03.036	14	3 LAPS	1:08.228
77	1.277	55.616	11	2 LAPS	1:03.939
3	2 LAPS	1:03.977	36	2 LAPS	1:03.924
66	1 LAP	59.717	4	3 LAPS	1:12.914
12	3 LAPS	1:08.764	1	2 LAPS	1:03.670
01	21.080	1:01.453	3	2 LAPS	1:06.927
04	3 LAPS	1:09.134	66	1 LAP	1:01.171
68	1 LAP	1:00.520	77	15.808	1:13.384
78	1 LAP	1:01.411	68	1 LAP	1:01.344
GP	2 LAPS	1:04.947	12	3 LAPS	1:09.394
41	2 LAPS	1:05.399	04	3 LAPS	1:09.263
0	2 LAPS	1:07.199	GP	2 LAPS	1:06.859
			41	2 LAPS	1:06.137
			0	2 LAPS	1:07.910
			78	1 LAP	1:34.917 P
			55	3 LAPS	2:40.686

Weather / Track : Cloudy / Dry

Silverstone National
 Circuit Length = 1.6390 miles
 Start: 09:27 End: 09:45

Kumho BMW Championship

RACE 6 - CLASSIFICATION

POS	NO	CL	NAME	ENTRY	LAPS	TIME	GAP	DIFF	MPH	BEST	ON
1	2	A	Garrie WHITTAKER	BMW E36 M3	19	20:27.117			91.35	1:03.164	4
2	14	A	Colin WELLS	BMW M3	19	20:55.055	27.938	27.938	89.32	1:04.523	8
3	8	A	Graham HEARD	BMW 3 Series	19	21:12.785	45.668	17.730	88.08	1:05.275	3
4	4	A	Colin WHITMORE	BMW M3	19	21:31.516	1:04.399	18.731	86.80	1:07.079	14
5	29	B	Mark SMITH	BMW E90 M3	19	21:32.932	1:05.815	1.416	86.70	1:06.801	6
6	32	B	Rodger CARD	BMW E30 M3	18	20:41.296	1 lap	1 lap	85.56	1:07.736	17
7	41	B	Stuart LAWS	BMW E36 M3	18	20:50.659	1 lap	9.363	84.92	1:07.429	4
8	55	C	Simon HUDSON	BMW E30	18	21:25.998	1 lap	35.339	82.58	1:09.473	2
9	27	B	Evelyne BUANIC	BMW E36 M3	17	20:30.551	2 laps	1 lap	81.51	1:10.881	8
10	88	D	Paul BELLAMY	BMW 318is	17	20:55.558	2 laps	25.007	79.88	1:11.977	5
11	79	D	Karl SKITT	BMW 318 Compact	17	21:01.122	2 laps	5.564	79.53	1:12.929	15
12	78	D	Darren FIELDING	BMW 318 Compact	17	21:05.595	2 laps	4.473	79.25	1:12.610	12
13	81	D	Richard BACON	BMW E36 318i	17	21:22.202	2 laps	16.607	78.22	1:14.110	8
14	83	D	Matthew FIELDING	BMW 318 Coupe	17	21:35.322	2 laps	13.120	77.43	1:14.035	16
15	77	D	John BRABBIN	BMW 318	17	21:35.474	2 laps	0.152	77.42	1:14.804	14
16	86	D	Devin GROSSE	BMW 318i	17	21:36.314	2 laps	0.840	77.37	1:14.246	16
17	50	C	Peter MILLER	BMW E36 328i	17	21:36.561	2 laps	0.247	77.36	1:13.867	16
18	84	D	Philip GRAYSON	BMW 318is	17	21:41.038	2 laps	4.477	77.09	1:14.163	15
19	70	D	Robert SALISBURY	BMW 318is	16	20:33.585	3 laps	1 lap	76.52	1:14.565	7
20	74	D	Ralph KIRK	BMW 318is	15	20:32.411	4 laps	1 lap	71.81	1:15.801	7

NOT CLASSIFIED

DNC	28	B	Adrian GILBERT	BMW E36 M3	14	20:50.812	5 laps	1 lap	66.04	1:13.869	4
DNF	11	A	David KEMPTON	BMW E36 M3	12	12:50.555	7 laps	2 laps	91.88	1:03.139	4
DNF	10	A	Ian CRISP	BMW E36 M3 EVO	12	13:06.711	7 laps	16.156	90.00	1:04.688	12
DNF	69	D	James FORD	BMW E36 318ti	10	13:20.082	9 laps	2 laps	73.74	1:16.537	3
DNF	76	D	Douglas SIMMEN	BMW 318iS	7	10:03.352	12 laps	3 laps	68.45	1:22.471	7
DNF	73	D	John JONES	BMW 318is	4	5:17.554	15 laps	3 laps	74.32	1:16.263	3

FASTEST LAP

11	A	David KEMPTON	BMW E36 M3	4	1:03.139	93.45 mph	150.39 kph
29	B	Mark SMITH	BMW E90 M3	6	1:06.801	88.32 mph	142.14 kph
55	C	Simon HUDSON	BMW E30	2	1:09.473	84.93 mph	136.68 kph
88	D	Paul BELLAMY	BMW 318is	5	1:11.977	81.97 mph	131.92 kph

Weather / Track : Cloudy / Dry

These results are provisional until the conclusion of any judicial and technical matters.

Silverstone National
Circuit Length = 1.6390 miles
Start: 10:00 End: 10:22

Clerk of Course :	Timekeeper :
-------------------	--------------

Kumho BMW Championship

RACE 6 - LAP CHART

Lap 1			Lap 2			Lap 3			Lap 4			Lap 5		
No	Behind	Laptime	No	Behind	Laptime	No	Behind	Laptime	No	Behind	Laptime	No	Behind	Laptime
2		1:07.311	2		1:03.595	2		1:03.447	2		1:03.164	2		1:03.191
11	0.534	1:07.845	11	0.657	1:03.718	11	0.876	1:03.666	11	0.851	1:03.139	11	0.875	1:03.215
10	2.833	1:10.144	10	4.578	1:05.340	10	6.217	1:05.086	10	8.237	1:05.184	69	1 LAP	1:18.385
14	3.953	1:11.264	14	5.198	1:04.840	14	6.594	1:04.843	14	8.903	1:05.473	10	10.150	1:05.104
8	4.553	1:11.864	8	6.925	1:05.967	8	8.753	1:05.275	76	1 LAP	1:22.850	14	10.784	1:05.072
29	7.611	1:14.922	29	11.706	1:07.690	29	15.252	1:06.993	8	11.228	1:05.639	8	13.812	1:05.775
4	8.299	1:15.610	4	12.242	1:07.538	4	15.949	1:07.154	29	19.156	1:07.068	29	23.395	1:07.430
32	9.120	1:16.431	32	13.463	1:07.938	32	18.423	1:08.407	4	19.954	1:07.169	4	24.296	1:07.533
55	10.440	1:17.751	55	16.318	1:09.473	55	23.132	1:10.261	32	23.252	1:07.993	32	28.332	1:08.271
79	14.720	1:22.031	41	22.307	1:08.177	41	27.182	1:08.322	55	31.113	1:11.145	76	1 LAP	1:23.370
28	15.145	1:22.456	27	25.444	1:13.154	27	34.266	1:12.269	41	31.447	1:07.429	41	35.788	1:07.532
27	15.885	1:23.196	79	26.027	1:14.902	79	35.990	1:13.410	27	43.122	1:12.020	55	38.656	1:10.734
78	16.678	1:23.989	28	26.843	1:15.293	28	37.604	1:14.208	79	46.248	1:13.422	27	51.138	1:11.207
83	17.692	1:25.003	78	27.537	1:14.454	78	38.188	1:14.098	28	48.309	1:13.869	79	56.723	1:13.666
41	17.725	1:25.036	86	29.823	1:15.054	88	40.319	1:12.029	88	49.330	1:12.175	88	58.116	1:11.977
86	18.364	1:25.675	83	29.870	1:15.773	83	41.502	1:15.079	78	49.754	1:14.730	78	1:00.226	1:13.663
77	18.704	1:26.015	81	31.086	1:15.758	81	42.358	1:14.719	83	52.599	1:14.261	28	1:00.809	1:15.691
81	18.923	1:26.234	88	31.737	1:12.870	86	42.440	1:16.064	81	53.531	1:14.337			
73	19.620	1:26.931	77	32.101	1:16.992	77	43.751	1:15.097	86	54.739	1:15.463			
74	20.324	1:27.635	74	33.142	1:16.413	73	46.062	1:16.263	77	57.115	1:16.528			
50	21.274	1:28.585	73	33.246	1:17.221	74	46.315	1:16.620	74	59.103	1:15.952			
70	21.481	1:28.792	50	34.384	1:16.705	50	47.268	1:16.331	50	59.821	1:15.717			
84	22.324	1:29.635	84	35.636	1:16.907	84	47.954	1:15.765	73	1:00.037	1:17.139			
88	22.462	1:29.773	70	36.101	1:18.215	70	48.405	1:15.751	70	1:00.782	1:15.541			
69	25.691	1:33.002	69	39.773	1:17.677	69	52.863	1:16.537	84	1:01.130	1:16.340			
76	32.149	1:39.460	76	53.243	1:24.689									

Weather / Track : Cloudy / Dry

Silverstone National
Circuit Length = 1.6390 miles
Start: 10:00 End: 10:22

Kumho BMW Championship

RACE 6 - LAP CHART

Lap 6			Lap 7			Lap 8			Lap 9			Lap 10		
No	Behind	Laptime	No	Behind	Laptime	No	Behind	Laptime	No	Behind	Laptime	No	Behind	Laptime
2		1:04.489	2		1:04.268	2		1:03.706	2		1:03.549	2		1:04.489
81	1 LAP	1:14.312	11	0.182	1:03.985	11	0.631	1:04.155	11	0.511	1:03.429	11	0.288	1:04.266
11	0.465	1:04.079	79	1 LAP	1:14.034	27	1 LAP	1:12.078	27	1 LAP	1:10.881	55	1 LAP	1:10.992
83	1 LAP	1:15.869	88	1 LAP	1:13.102	76	2 LAPS	1:24.203	10	14.947	1:05.274	10	15.287	1:04.829
86	1 LAP	1:15.479	78	1 LAP	1:13.459	88	1 LAP	1:12.189	14	15.246	1:05.069	14	15.598	1:04.841
77	1 LAP	1:15.316	81	1 LAP	1:14.345	79	1 LAP	1:13.445	88	1 LAP	1:13.581	27	1 LAP	1:11.280
74	1 LAP	1:16.099	83	1 LAP	1:14.641	10	13.222	1:05.100	79	1 LAP	1:13.525	28	2 LAPS	1:37.687
70	1 LAP	1:15.851	10	11.828	1:05.379	14	13.726	1:04.523	8	23.796	1:06.377	8	26.367	1:07.060
50	1 LAP	1:17.254	14	12.909	1:05.826	78	1 LAP	1:13.482	78	1 LAP	1:13.924	88	1 LAP	1:12.053
84	1 LAP	1:16.959	86	1 LAP	1:16.779	8	20.968	1:06.386	76	2 LAPS	1:22.471	79	1 LAP	1:13.392
10	10.717	1:05.056	77	1 LAP	1:14.998	81	1 LAP	1:15.037	81	1 LAP	1:14.110	78	1 LAP	1:13.213
14	11.351	1:05.056	8	18.288	1:07.177	83	1 LAP	1:14.327	83	1 LAP	1:14.210	4	42.756	1:08.263
8	15.379	1:06.056	74	1 LAP	1:16.308	86	1 LAP	1:15.734	4	38.982	1:07.888	29	43.507	1:07.920
69	1 LAP	1:20.763	70	1 LAP	1:15.513	77	1 LAP	1:15.687	86	1 LAP	1:16.126	81	1 LAP	1:16.808
29	25.707	1:06.801	50	1 LAP	1:16.658	70	1 LAP	1:14.565	77	1 LAP	1:16.044	83	1 LAP	1:20.734
4	27.026	1:07.219	84	1 LAP	1:17.105	74	1 LAP	1:15.801	29	40.076	1:08.612	86	1 LAP	1:15.618
32	32.660	1:08.817	28	1 LAP	1:32.076	50	1 LAP	1:14.401	70	1 LAP	1:15.484	77	1 LAP	1:15.730
41	41.321	1:10.022	29	28.769	1:07.330	4	34.643	1:08.360	74	1 LAP	1:16.302	32	52.417	1:09.453
55	44.580	1:10.413	4	29.989	1:07.231	29	35.013	1:09.950	50	1 LAP	1:15.676	70	1 LAP	1:15.666
76	1 LAP	1:26.309	69	1 LAP	1:19.010	84	1 LAP	1:16.077	84	1 LAP	1:15.019	50	1 LAP	1:15.112
27	58.205	1:11.556	32	37.355	1:08.963	32	42.600	1:08.951	32	47.453	1:08.402	74	1 LAP	1:16.761
			41	45.579	1:08.526	69	1 LAP	1:17.500	41	54.031	1:07.668	84	1 LAP	1:14.741
			55	50.886	1:10.574	41	49.912	1:08.039	69	1 LAP	1:16.599	41	58.074	1:08.532
						28	1 LAP	1:35.585						
						55	57.566	1:10.386						

Weather / Track : Cloudy / Dry

Silverstone National
Circuit Length = 1.6390 miles
Start: 10:00 End: 10:22

Kumho BMW Championship
RACE 6 - LAP CHART

Lap 11			Lap 12			Lap 13			Lap 14			Lap 15		
No	Behind	Laptime	No	Behind	Laptime	No	Behind	Laptime	No	Behind	Laptime	No	Behind	Laptime
2		1:04.498	2		1:04.301	2		1:09.787	2		1:04.542	2		1:04.348
11	1.058	1:05.268	11	0.547	1:03.790	41	1 LAP	1:15.220	81	2 LAPS	1:14.253	78	2 LAPS	1:14.175
55	1 LAP	1:11.450	70	2 LAPS	1:15.179	77	2 LAPS	1:16.055	41	1 LAP	1:08.001	41	1 LAP	1:08.077
69	2 LAPS	1:19.833	50	2 LAPS	1:14.754	86	2 LAPS	1:16.956	77	2 LAPS	1:15.288	81	2 LAPS	1:14.963
10	16.316	1:05.527	84	2 LAPS	1:16.197	83	2 LAPS	1:18.173	86	2 LAPS	1:15.244	14	20.715	1:06.130
14	18.246	1:07.146	74	2 LAPS	1:17.577	70	2 LAPS	1:15.001	83	2 LAPS	1:16.315	77	2 LAPS	1:15.483
27	1 LAP	1:11.847	55	1 LAP	1:10.950	50	2 LAPS	1:14.792	70	2 LAPS	1:15.131	86	2 LAPS	1:15.763
8	28.603	1:06.734	10	16.703	1:04.688	84	2 LAPS	1:15.045	50	2 LAPS	1:15.227	70	2 LAPS	1:14.802
88	1 LAP	1:12.797	14	18.502	1:04.557	74	2 LAPS	1:20.170	14	18.933	1:06.235	83	2 LAPS	1:15.141
79	1 LAP	1:13.271	69	2 LAPS	1:20.776	14	17.240	1:08.525	84	2 LAPS	1:15.112	50	2 LAPS	1:15.194
78	1 LAP	1:13.757	8	30.614	1:06.312	55	1 LAP	1:14.125	55	1 LAP	1:11.394	84	2 LAPS	1:15.304
4	45.444	1:07.186	27	1 LAP	1:12.544	28	3 LAPS	1:37.807	8	29.892	1:07.253	55	1 LAP	1:11.263
29	46.518	1:07.509	4	49.167	1:08.024	8	27.181	1:06.354	27	1 LAP	1:11.811	8	32.545	1:07.001
81	1 LAP	1:15.052	29	49.856	1:07.639	27	1 LAP	1:11.231	74	2 LAPS	1:32.478	27	1 LAP	1:11.323
32	56.814	1:08.895	88	1 LAP	1:17.498	4	47.028	1:07.648	28	3 LAPS	1:30.207	4	52.635	1:07.418
28	2 LAPS	1:36.900	79	1 LAP	1:15.733	29	47.419	1:07.350	4	49.565	1:07.079	29	53.269	1:07.506
83	1 LAP	1:16.224	78	1 LAP	1:13.672	88	1 LAP	1:12.613	29	50.111	1:07.234			
86	1 LAP	1:15.304	32	1:01.076	1:08.563	79	1 LAP	1:13.014	88	1 LAP	1:12.377			
41	1:01.673	1:08.097	81	1 LAP	1:14.510	78	1 LAP	1:12.610	32	1:02.735	1:07.913			
77	1 LAP	1:15.325				32	59.364	1:08.075	79	1 LAP	1:13.448			

Weather / Track : Cloudy / Dry

Silverstone National
 Circuit Length = 1.6390 miles
 Start: 10:00 End: 10:22

Kumho BMW Championship
RACE 6 - LAP CHART


Lap 16			Lap 17			Lap 18			Lap 19		
No	Behind	Laptime	No	Behind	Laptime	No	Behind	Laptime	No	Behind	Laptime
2		1:04.707	2		1:04.665	2		1:04.278	2		1:04.782
32	1 LAP	1:09.994	32	1 LAP	1:08.406	32	1 LAP	1:07.736	27	2 LAPS	1:11.507
88	2 LAPS	1:13.422	88	2 LAPS	1:12.333	41	1 LAP	1:07.856	74	4 LAPS	1:30.294
79	2 LAPS	1:13.221	79	2 LAPS	1:12.929	88	2 LAPS	1:12.368	70	3 LAPS	1:27.879
78	2 LAPS	1:14.486	41	1 LAP	1:08.324	79	2 LAPS	1:13.578	32	1 LAP	1:08.088
74	3 LAPS	1:36.345	78	2 LAPS	1:14.176	14	26.313	1:06.306	41	1 LAP	1:07.922
41	1 LAP	1:07.879	14	24.285	1:06.603	78	2 LAPS	1:14.017	28	5 LAPS	1:43.990
28	4 LAPS	1:36.709	81	2 LAPS	1:14.254	8	42.976	1:07.523	14	27.938	1:06.407
14	22.347	1:06.339	8	39.731	1:08.313	81	2 LAPS	1:14.494	88	2 LAPS	1:12.401
81	2 LAPS	1:14.586	74	3 LAPS	1:37.656	55	1 LAP	1:11.291	79	2 LAPS	1:14.101
77	2 LAPS	1:14.804	55	1 LAP	1:11.868	77	2 LAPS	1:15.182	78	2 LAPS	1:13.690
8	36.083	1:08.245	77	2 LAPS	1:14.981	83	2 LAPS	1:14.035	8	45.668	1:07.474
86	2 LAPS	1:14.742	83	2 LAPS	1:15.178	86	2 LAPS	1:14.246	81	2 LAPS	1:14.430
70	2 LAPS	1:14.675	70	2 LAPS	1:15.540	50	2 LAPS	1:13.867	55	1 LAP	1:11.072
83	2 LAPS	1:14.715	86	2 LAPS	1:16.705	4	1:01.327	1:07.417	4	1:04.399	1:07.854
55	1 LAP	1:10.856	28	4 LAPS	1:38.334	29	1:02.273	1:07.855	29	1:05.815	1:08.324
50	2 LAPS	1:15.362	50	2 LAPS	1:15.831	84	2 LAPS	1:16.511	83	2 LAPS	1:15.644
84	2 LAPS	1:15.888	84	2 LAPS	1:14.163				77	2 LAPS	1:15.949
27	1 LAP	1:11.692	4	58.188	1:07.809				86	2 LAPS	1:15.362
4	55.044	1:07.116	29	58.696	1:07.643				50	2 LAPS	1:15.095
29	55.718	1:07.156	27	1 LAP	1:10.955				84	2 LAPS	1:14.270

Weather / Track : Cloudy / Dry

Silverstone National
 Circuit Length = 1.6390 miles
 Start: 10:00 End: 10:22

Kumho BMW Championship

RACE 14 - GRID

ROW 13	76 Douglas SIMMEN	73 John JONES
ROW 12	10 Ian CRISP	69 James FORD
ROW 11	28 Adrian GILBERT	11 David KEMPTON
ROW 10	70 Robert SALISBURY	74 Ralph KIRK
ROW 9	50 Peter MILLER	84 Philip GRAYSON
ROW 8	77 John BRABBIN	86 Devin GROSSE
ROW 7	81 Richard BACON	83 Matthew FIELDING
ROW 6	79 Karl SKITT	78 Darren FIELDING
ROW 5	27 Evelyne BUANIC	88 Paul BELLAMY
ROW 4	41 Stuart LAWS	55 Simon HUDSON
ROW 3	29 Mark SMITH	32 Rodger CARD
ROW 2	8 Graham HEARD	4 Colin WHITMORE
ROW 1	2 Garrie WHITTAKER	14 Colin WELLS
Pole		
		

Silverstone National
Circuit Length = 1.6390 miles

These results are provisional until the conclusion of any judicial and technical matters.

Clerk of Course :

Timekeeper :

Lackford Engineering Austin Healey Club Championship

RACE 7 - CLASSIFICATION - AMENDED

POS	NO	CL	NAME	ENTRY	LAPS	TIME	GAP	DIFF	MPH	BEST	ON
1	1	B	David SMITHIES	Austin Healey 3000	17	19:50.732			84.23	1:09.208	13
2	16	B	Eric WOOLLEY	Austin Healey 3000 Sebring	17	19:56.264	5.532	5.532	83.84	1:09.187	4
3	98	B	Paul CAMPFIELD	Austin Healey Sprite Frogeye MK1	17	20:15.247	24.515	18.983	82.53	1:09.925	4
4	57	E	Robin LACKFORD	Austin Healey Frogeye Sprite	17	20:22.317	31.585	7.070	82.06	1:10.619	15
5	19	B	Peter GRANT	Austin Healey 3000	17	20:26.245	35.513	3.928	81.79	1:10.868	15
6	12	E	Drew CAMERON	Austin Healey Frogeye Sprite	17	20:33.866	43.134	7.621	81.29	1:11.121	7
7	51	B	Richard KNIGHT	Austin Healey 3000 MK2	17	20:46.307	55.575	12.441	80.48	1:10.937	5
8	27	D	Neil CAMERON	Austin Healey Arkley Sprite	16	19:54.088	1 lap	1 lap	79.06	1:13.168	16
9	8	D	William HARRIS	Austin Healey Sprite	16	19:54.921	1 lap	0.833	79.00	1:12.845	16
10	25	B	Tom WALKER	Austin Healey 3000 Mk1	16	19:57.891	1 lap	2.970	78.81	1:13.418	12
11	26	D	Brian BEDFORD	Austin Healey SPRITE	16	20:06.947	1 lap	9.056	78.21	1:14.299	10
12	3	D	Nigel LACKFORD	Austin Healey Sprite	16	20:07.226	1 lap	0.279	78.20	1:14.218	10
NOT CLASSIFIED											
DQ	17	B	David GRACE	Austin Healey 3000 Mk1	17	19:56.410	5.678		83.83	1:09.058	9
FASTEST LAP											
17	B	David GRACE	Austin Healey 3000 Mk1		9	1:09.058		85.44 mph		137.50 kph	
57	E	Robin LACKFORD	Austin Healey Frogeye Sprite		15	1:10.619		83.55 mph		134.46 kph	
8	D	William HARRIS	Austin Healey Sprite		16	1:12.845		80.99 mph		130.35 kph	

CAR 17 EXCLUDED - CHAMPIONSHIP REGULATION 5.14 UNDER WEIGHT

Weather / Track : Cloudy / Dry

These results are provisional until the conclusion of any judicial and technical matters.

Silverstone National

Circuit Length = 1.6390 miles

Start: 10:33 End: 10:54

Clerk of Course :		Timekeeper :	
-------------------	--	--------------	--

Lackford Engineering Austin Healey Club Championship
RACE 7 - LAP CHART

Lap 1			Lap 2			Lap 3			Lap 4			Lap 5		
No	Behind	Laptime	No	Behind	Laptime	No	Behind	Laptime	No	Behind	Laptime	No	Behind	Laptime
17		1:14.204	17		1:10.597	17		1:10.037	17		1:09.778	1		1:09.293
1	0.803	1:15.007	1	0.697	1:10.491	1	0.607	1:09.947	1	0.536	1:09.707	17	0.355	1:10.184
57	2.517	1:16.721	16	2.544	1:10.169	16	1.914	1:09.407	16	1.323	1:09.187	16	1.143	1:09.649
19	2.804	1:17.008	19	3.907	1:11.700	98	3.955	1:09.927	98	4.102	1:09.925	98	5.690	1:11.417
16	2.972	1:17.176	98	4.065	1:10.624	19	5.307	1:11.437	19	6.831	1:11.302	19	8.909	1:11.907
12	3.858	1:18.062	57	4.822	1:12.902	57	5.767	1:10.982	57	7.239	1:11.250	57	9.191	1:11.781
98	4.038	1:18.242	12	5.430	1:12.169	51	6.883	1:11.104	51	8.538	1:11.433	51	9.646	1:10.937
51	4.536	1:18.740	51	5.816	1:11.877	12	7.335	1:11.942	12	9.695	1:12.138	12	11.575	1:11.709
26	7.526	1:21.730	26	11.951	1:15.022	26	17.874	1:15.960	26	22.729	1:14.633	25	27.167	1:13.919
8	7.614	1:21.818	8	12.611	1:15.594	25	18.391	1:15.338	25	23.077	1:14.464	26	28.166	1:15.266
25	7.876	1:22.080	25	13.090	1:15.811	8	18.488	1:15.914	8	24.164	1:15.454	8	28.935	1:14.600
27	8.640	1:22.844	27	14.339	1:16.296	27	19.254	1:14.952	27	24.481	1:15.005	27	29.207	1:14.555
3	10.010	1:24.214	3	15.226	1:15.813	3	20.391	1:15.202	3	25.332	1:14.719	3	30.108	1:14.605

Weather / Track : Cloudy / Dry

Silverstone National
 Circuit Length = 1.6390 miles
 Start: 10:33 End: 10:54

Lackford Engineering Austin Healey Club Championship
RACE 7 - LAP CHART

Lap 6			Lap 7			Lap 8			Lap 9			Lap 10		
No	Behind	Laptime	No	Behind	Laptime	No	Behind	Laptime	No	Behind	Laptime	No	Behind	Laptime
1		1:09.264	1		1:09.311	1		1:09.430	1		1:09.210	1		1:09.377
17	0.310	1:09.219	17	0.434	1:09.435	17	0.364	1:09.360	17	0.212	1:09.058	17	0.330	1:09.495
16	1.308	1:09.429	16	1.757	1:09.760	16	1.905	1:09.578	16	2.473	1:09.778	16	2.834	1:09.738
98	7.091	1:10.665	98	8.124	1:10.344	98	9.750	1:11.056	98	11.540	1:11.000	98	13.442	1:11.279
19	11.316	1:11.671	19	14.169	1:12.164	19	17.630	1:12.891	19	20.213	1:11.793	19	22.209	1:11.373
57	11.472	1:11.545	51	14.335	1:11.590	57	18.209	1:12.647	57	20.445	1:11.446	57	23.324	1:12.256
51	12.056	1:11.674	57	14.992	1:12.831	51	18.286	1:13.381	51	21.044	1:11.968	51	24.055	1:12.388
12	13.546	1:11.235	12	15.356	1:11.121	12	18.604	1:12.678	12	27.964	1:18.570	12	31.016	1:12.429
25	32.035	1:14.132	25	36.914	1:14.190	25	41.440	1:13.956	25	46.493	1:14.263	27	51.092	1:13.411
27	33.792	1:13.849	27	38.232	1:13.751	27	42.157	1:13.355	27	47.058	1:14.111	25	51.228	1:14.112
26	33.890	1:14.988	8	39.429	1:14.501	8	44.071	1:14.072	8	48.241	1:13.380	8	52.247	1:13.383
8	34.239	1:14.568	26	39.513	1:14.934	26	44.748	1:14.665	26	50.003	1:14.465	26	54.925	1:14.299
3	35.108	1:14.264	3	40.229	1:14.432	3	45.150	1:14.351	3	50.351	1:14.411	3	55.192	1:14.218

Weather / Track : Cloudy / Dry

Silverstone National
 Circuit Length = 1.6390 miles
 Start: 10:33 End: 10:54

Lackford Engineering Austin Healey Club Championship
RACE 7 - LAP CHART

Lap 11			Lap 12			Lap 13			Lap 14			Lap 15		
No	Behind	Laptime	No	Behind	Laptime	No	Behind	Laptime	No	Behind	Laptime	No	Behind	Laptime
1		1:09.595	1		1:09.584	1		1:09.208	1		1:09.853	1		1:10.375
17	0.178	1:09.443	17	0.226	1:09.632	17	0.297	1:09.279	26	1 LAP	1:15.539	26	1 LAP	1:14.859
16	3.441	1:10.202	16	3.780	1:09.923	16	5.706	1:11.134	3	1 LAP	1:15.570	3	1 LAP	1:14.900
98	15.135	1:11.288	98	17.168	1:11.617	98	19.364	1:11.404	16	6.821	1:10.968	16	6.556	1:10.110
19	24.281	1:11.667	19	26.324	1:11.627	57	29.084	1:11.693	17	9.191	1:18.747	17	8.395	1:09.579
57	24.753	1:11.024	57	26.599	1:11.430	19	29.272	1:12.156	98	21.838	1:12.327	98	22.522	1:11.059
51	26.628	1:12.168	51	32.333	1:15.289	51	36.093	1:12.968	57	30.384	1:11.153	57	30.628	1:10.619
12	33.316	1:11.895	12	35.223	1:11.491	12	37.648	1:11.633	19	31.637	1:12.218	19	32.130	1:10.868
27	55.285	1:13.788	27	58.996	1:13.295	27	1:03.191	1:13.403	12	39.325	1:11.530	12	40.296	1:11.346
25	55.917	1:14.284	25	59.751	1:13.418	25	1:04.010	1:13.467	51	40.398	1:14.158	51	45.500	1:15.477
8	56.629	1:13.977	8	1:00.771	1:13.726	8	1:04.848	1:13.285	27	1:07.265	1:13.927			
26	59.880	1:14.550	26	1:05.248	1:14.952				25	1:08.506	1:14.349			
3	1:00.117	1:14.520	3	1:05.500	1:14.967				8	1:08.964	1:13.969			

Weather / Track : Cloudy / Dry

Silverstone National
 Circuit Length = 1.6390 miles
 Start: 10:33 End: 10:54

**Lackford Engineering Austin Healey Club Championship
RACE 7 - LAP CHART**

Lap 16			Lap 17		
No	Behind	Laptime	No	Behind	Laptime
1		1:10.343	1		1:10.737
27	1 LAP	1:14.378	27	1 LAP	1:13.168
8	1 LAP	1:13.835	8	1 LAP	1:12.845
25	1 LAP	1:14.500	16	5.532	1:10.050
16	6.219	1:10.006	17	5.678	1:09.196
17	7.219	1:09.167	25	1 LAP	1:15.608
26	1 LAP	1:15.808	26	1 LAP	1:15.277
3	1 LAP	1:15.742	3	1 LAP	1:15.298
98	23.253	1:11.074	98	24.515	1:11.999
57	31.100	1:10.815	57	31.585	1:11.222
19	33.819	1:12.032	19	35.513	1:12.431
12	41.824	1:11.871	12	43.134	1:12.047
51	50.922	1:15.765	51	55.575	1:15.390

Weather / Track : Cloudy / Dry

Silverstone National
Circuit Length = 1.6390 miles
Start: 10:33 End: 10:54

McMillan Motorsport Caterham Graduate Championship (Mega)

RACE 9 - CLASSIFICATION

POS	NO	CL	NAME	ENTRY	LAPS	TIME	GAP	DIFF	MPH	BEST	ON
1	2		Myles PACKMAN	Caterham 7	19	21:31.146			86.82	1:07.028	19
2	5		Martin AMSION	Caterham 7	19	21:32.957	1.811	1.811	86.70	1:06.936	13
3	30		Mark BRUNNING	Caterham 7	19	21:33.138	1.992	0.181	86.69	1:06.816	5
4	17		Paul MANYWEATHERS	Caterham 7	19	21:34.026	2.880	0.888	86.63	1:06.929	16
5	20		Mick WHITEHEAD	Caterham 7	19	21:34.327	3.181	0.301	86.61	1:06.675	16
6	48		Daniel MALKIN	Caterham 7	19	21:34.520	3.374	0.193	86.60	1:06.498	19
7	69		Adrian RUSSELL	Caterham 7	19	21:50.521	19.375	16.001	85.54	1:06.968	4
8	4		Nicholas HARYETT	Caterham 7	19	21:50.536	19.390	0.015	85.54	1:07.653	12
9	9		Robert DRAPER	Caterham 7	19	21:54.173	23.027	3.637	85.30	1:07.677	12
10	21		Matt THOMPSON	Caterham 7	19	21:54.267	23.121	0.094	85.29	1:07.023	12
11	15		Kim RAYMENT	Caterham 7	19	21:54.472	23.326	0.205	85.28	1:07.468	12
12	26		Ian NOBLE	Caterham 7	19	21:54.599	23.453	0.127	85.27	1:07.520	11
13	14		Tim JUMP	Caterham 7	19	21:54.747	23.601	0.148	85.26	1:07.535	11
14	54		Peter FRITH	Caterham 7	19	21:55.594	24.448	0.847	85.21	1:07.586	11
15	44		Nick PANCISI	Caterham 7	19	21:55.755	24.609	0.161	85.20	1:07.311	11
16	10		Nigel SMITH	Caterham 7	19	22:03.312	32.166	7.557	84.71	1:07.391	12
17	7		Nick FROST	Caterham 7	19	22:03.511	32.365	0.199	84.70	1:06.986	11
18	25		Keith PENNINGTON	Caterham 7	19	22:03.970	32.824	0.459	84.67	1:07.881	19
19	56		Brett RAY	Caterham 7	19	22:04.083	32.937	0.113	84.66	1:07.412	18
20	50		Declan DOLAN	Caterham 7	19	22:08.825	37.679	4.742	84.36	1:07.363	12
21	32		Peter NEAL	Caterham 7	19	22:16.119	44.973	7.294	83.90	1:08.022	11
22	36		Jo JAMES	Caterham 7	19	22:16.238	45.092	0.119	83.89	1:07.886	5
23	22		Peter MARSH	Caterham 7	19	22:20.860	49.714	4.622	83.60	1:09.149	5

NOT CLASSIFIED

DNF	33		Darrell WILSON	Caterham 7	17	19:17.466	2 laps	2 laps	86.66	1:06.943	3
DNF	18		George LONGMUIR	Caterham 7	0						

FASTEST LAP

	48		Daniel MALKIN	Caterham 7	19	1:06.498		88.72 mph		142.79 kph	
--	----	--	----------------------	------------	----	----------	--	-----------	--	------------	--

Weather / Track : Cloudy / Dry

These results are provisional until the conclusion of any judicial and technical matters.

Silverstone National

Circuit Length = 1.6390 miles

Start: 11:48 End: 12:11

Clerk of Course :

Timekeeper :

McMillan Motorsport Caterham Graduate Championship (Mega)

RACE 9 - LAP CHART

Lap 1			Lap 2			Lap 3			Lap 4			Lap 5		
No	Behind	Laptime	No	Behind	Laptime	No	Behind	Laptime	No	Behind	Laptime	No	Behind	Laptime
2		1:11.092	17		1:07.845	2		1:07.501	17		1:07.212	2		1:07.463
17	0.057	1:11.149	2	0.019	1:07.921	17	0.257	1:07.777	33	0.062	1:07.198	33	0.069	1:07.862
33	1.377	1:12.469	33	0.910	1:07.435	33	0.333	1:06.943	2	0.392	1:07.861	17	0.279	1:08.134
20	1.738	1:12.830	20	1.604	1:07.768	69	1.217	1:07.033	69	0.716	1:06.968	69	0.727	1:07.866
69	2.024	1:13.116	69	1.704	1:07.582	20	1.617	1:07.533	20	1.140	1:06.992	20	0.991	1:07.706
30	2.293	1:13.385	30	2.022	1:07.631	30	2.140	1:07.638	48	2.077	1:07.223	48	1.161	1:06.939
5	2.527	1:13.619	48	3.071	1:07.983	48	2.323	1:06.772	30	2.581	1:07.910	30	1.542	1:06.816
48	2.990	1:14.082	5	4.065	1:09.440	5	4.129	1:07.584	5	4.593	1:07.933	5	5.122	1:08.384
4	3.056	1:14.148	10	7.015	1:10.538	25	9.041	1:09.422	7	10.300	1:08.497	7	11.247	1:08.802
50	3.160	1:14.252	25	7.139	1:10.818	10	9.179	1:09.684	10	10.509	1:08.799	15	11.452	1:08.415
7	3.362	1:14.454	26	7.742	1:10.173	7	9.272	1:08.310	26	10.671	1:08.648	26	11.796	1:08.980
25	4.223	1:15.315	44	7.890	1:10.380	26	9.492	1:09.270	15	10.892	1:08.664	25	11.959	1:08.499
10	4.379	1:15.471	9	8.370	1:11.143	15	9.697	1:08.371	25	11.315	1:09.743	14	12.204	1:08.431
56	4.752	1:15.844	7	8.482	1:13.022	44	10.100	1:09.730	14	11.628	1:08.832	10	12.807	1:10.153
9	5.129	1:16.221	14	8.652	1:10.884	14	10.265	1:09.133	54	11.864	1:08.751	54	12.849	1:08.840
44	5.412	1:16.504	15	8.846	1:10.829	54	10.582	1:08.893	44	12.302	1:09.671	4	12.934	1:08.406
26	5.471	1:16.563	54	9.209	1:10.640	9	10.745	1:09.895	4	12.383	1:08.480	21	13.086	1:08.095
14	5.670	1:16.762	21	9.501	1:11.112	21	11.017	1:09.036	21	12.846	1:09.298	44	13.221	1:08.774
15	5.919	1:17.011	36	9.731	1:11.309	36	11.205	1:08.994	9	12.989	1:09.713	50	13.378	1:08.099
21	6.291	1:17.383	32	10.282	1:10.403	4	11.372	1:08.103	50	13.134	1:08.582	9	13.637	1:08.503
36	6.324	1:17.416	22	10.571	1:11.265	32	11.918	1:09.156	36	13.891	1:10.155	36	13.922	1:07.886
54	6.471	1:17.563	4	10.789	1:15.635	50	12.021	1:07.783	56	15.490	1:08.485	56	16.017	1:08.382
22	7.208	1:18.300	50	11.758	1:16.500	22	13.571	1:10.520	22	16.453	1:10.351	32	17.370	1:08.470
32	7.781	1:18.873	56	13.232	1:16.382	56	14.474	1:08.762	32	16.755	1:12.306	22	17.747	1:09.149

Weather / Track : Cloudy / Dry

Silverstone National
Circuit Length = 1.6390 miles
Start: 11:48 End: 12:11

McMillan Motorsport Caterham Graduate Championship (Mega)

RACE 9 - LAP CHART

Lap 6			Lap 7			Lap 8			Lap 9			Lap 10		
No	Behind	Laptime	No	Behind	Laptime	No	Behind	Laptime	No	Behind	Laptime	No	Behind	Laptime
33		1:07.578	17		1:07.501	17		1:07.792	33		1:08.373	48		1:07.989
69	0.121	1:07.041	69	0.066	1:07.828	33	0.008	1:07.649	69	0.031	1:08.120	69	0.196	1:08.260
17	0.382	1:07.750	33	0.151	1:08.034	69	0.292	1:08.018	48	0.106	1:07.612	33	0.482	1:08.577
2	0.527	1:08.174	48	0.464	1:06.924	48	0.875	1:08.203	2	0.835	1:08.040	30	0.723	1:07.642
20	0.979	1:07.635	20	0.746	1:07.650	20	1.116	1:08.162	30	1.176	1:08.035	2	0.965	1:08.225
30	1.307	1:07.412	2	0.983	1:08.339	2	1.176	1:07.985	5	4.384	1:07.692	5	4.011	1:07.722
48	1.423	1:07.909	30	1.069	1:07.645	30	1.522	1:08.245	17	7.946	1:16.327	17	7.387	1:07.536
5	5.131	1:07.656	5	5.137	1:07.889	5	5.073	1:07.728	20	8.903	1:16.168	20	7.958	1:07.150
15	12.333	1:08.528	15	13.166	1:08.716	15	13.710	1:08.336	4	14.310	1:08.906	4	14.324	1:08.109
7	12.342	1:08.742	14	13.244	1:08.269	4	13.785	1:07.722	15	14.397	1:09.068	14	14.627	1:08.159
26	12.747	1:08.598	26	13.740	1:08.876	14	14.083	1:08.631	14	14.563	1:08.861	15	15.030	1:08.728
14	12.858	1:08.301	4	13.855	1:08.669	21	14.559	1:07.624	21	14.911	1:08.733	21	15.575	1:08.759
4	13.069	1:07.782	25	14.203	1:08.620	26	14.657	1:08.709	26	15.088	1:08.812	26	16.180	1:09.187
25	13.466	1:09.154	10	14.530	1:08.546	25	15.191	1:08.780	25	15.261	1:08.451	10	16.491	1:09.072
21	13.669	1:08.230	21	14.727	1:08.941	10	15.379	1:08.641	10	15.514	1:08.516	50	16.541	1:08.514
10	13.867	1:08.707	54	15.029	1:08.876	54	15.641	1:08.404	54	15.753	1:08.493	54	16.812	1:09.154
54	14.036	1:08.834	9	15.175	1:08.377	9	15.784	1:08.401	9	16.048	1:08.645	9	17.188	1:09.235
50	14.524	1:08.793	50	15.428	1:08.787	50	15.971	1:08.335	50	16.122	1:08.532	36	17.376	1:08.143
9	14.681	1:08.691	36	16.592	1:09.255	36	16.896	1:08.096	36	17.328	1:08.813	7	18.649	1:07.652
44	14.963	1:09.389	44	17.723	1:10.643	44	18.239	1:08.308	44	18.282	1:08.424	44	19.084	1:08.897
36	15.220	1:08.945	7	19.477	1:15.018	7	19.751	1:08.066	7	19.092	1:07.722	25	26.425	1:19.259
56	16.221	1:07.851	32	19.793	1:09.778	32	20.370	1:08.369	32	20.207	1:08.218	22	29.427	1:10.944
32	17.898	1:08.175	22	22.087	1:10.688	22	24.853	1:10.558	22	26.578	1:10.106	56	30.845	1:10.564
22	19.282	1:09.182	56	26.213	1:17.875	56	27.816	1:09.395	56	28.376	1:08.941	32	31.770	1:19.658

Weather / Track : Cloudy / Dry

Silverstone National
Circuit Length = 1.6390 miles
Start: 11:48 End: 12:11

McMillan Motorsport Caterham Graduate Championship (Mega)

RACE 9 - LAP CHART

Lap 11			Lap 12			Lap 13			Lap 14			Lap 15		
No	Behind	Laptime	No	Behind	Laptime	No	Behind	Laptime	No	Behind	Laptime	No	Behind	Laptime
69		1:07.717	48		1:08.199	33		1:07.618	69		1:07.172	30		1:07.615
33	0.068	1:07.499	69	0.170	1:08.619	30	0.270	1:07.511	30	0.226	1:07.602	33	0.078	1:07.623
48	0.250	1:08.163	2	0.231	1:07.853	69	0.474	1:08.274	33	0.296	1:07.942	69	0.546	1:08.387
30	0.703	1:07.893	33	0.352	1:08.733	48	0.604	1:08.574	48	0.585	1:07.627	2	0.589	1:07.506
2	0.827	1:07.775	30	0.729	1:08.475	2	0.960	1:08.699	5	0.683	1:07.258	5	1.005	1:08.163
5	3.228	1:07.130	5	2.105	1:07.326	5	1.071	1:06.936	2	0.924	1:07.610	48	1.379	1:08.635
17	6.771	1:07.297	17	5.692	1:07.370	17	5.392	1:07.670	17	4.929	1:07.183	17	4.310	1:07.222
20	7.146	1:07.101	20	5.904	1:07.207	20	5.487	1:07.553	20	5.278	1:07.437	20	4.733	1:07.296
14	14.249	1:07.535	14	13.486	1:07.686	4	14.033	1:08.478	4	14.396	1:08.009	50	15.760	1:08.350
4	14.321	1:07.910	4	13.525	1:07.653	14	14.299	1:08.783	15	14.527	1:07.637	21	15.855	1:08.880
15	15.006	1:07.889	21	13.950	1:07.023	15	14.536	1:08.481	21	14.816	1:07.248	4	16.037	1:09.482
21	15.376	1:07.714	15	14.025	1:07.468	50	14.818	1:07.849	14	15.045	1:08.392	15	16.349	1:09.663
26	15.787	1:07.520	26	14.879	1:07.541	21	15.214	1:09.234	50	15.251	1:08.079	26	16.567	1:08.791
50	16.025	1:07.397	50	14.939	1:07.363	26	15.506	1:08.597	26	15.617	1:07.757	14	16.935	1:09.731
54	16.485	1:07.586	10	15.703	1:07.391	7	16.216	1:07.079	7	16.624	1:08.054	7	17.100	1:08.317
10	16.761	1:08.183	9	16.576	1:07.677	9	16.394	1:07.788	9	17.041	1:08.293	9	17.425	1:08.225
9	17.348	1:08.073	54	16.995	1:08.959	54	16.812	1:07.787	54	17.261	1:08.095	54	17.630	1:08.210
36	17.705	1:08.242	7	17.107	1:07.834	44	17.302	1:07.525	44	18.151	1:08.495	44	18.053	1:07.743
7	17.722	1:06.986	36	17.514	1:08.258	36	17.435	1:07.891	36	18.248	1:08.459	36	18.549	1:08.142
44	18.482	1:07.311	44	17.747	1:07.714	10	25.432	1:17.699	10	26.411	1:08.625	10	26.939	1:08.369
25	27.630	1:09.118	25	28.187	1:09.006	25	28.625	1:08.408	25	29.745	1:08.766	25	29.953	1:08.049
56	30.490	1:07.558	56	30.598	1:08.557	56	30.871	1:08.243	56	31.204	1:07.979	56	30.977	1:07.614
22	31.213	1:09.699	32	32.163	1:08.733	32	33.246	1:09.053	32	34.365	1:08.765	32	35.795	1:09.271
32	31.879	1:08.022	22	32.294	1:09.530	22	34.419	1:10.095	22	36.371	1:09.598	22	37.990	1:09.460

Weather / Track : Cloudy / Dry

Silverstone National
Circuit Length = 1.6390 miles
Start: 11:48 End: 12:11

McMillan Motorsport Caterham Graduate Championship (Mega)

RACE 9 - LAP CHART

Lap 16			Lap 17			Lap 18			Lap 19		
No	Behind	Laptime	No	Behind	Laptime	No	Behind	Laptime	No	Behind	Laptime
2		1:07.069	2		1:07.868	2		1:07.137	2		1:07.028
33	0.077	1:07.657	33	0.485	1:08.276	30	1.747	1:07.574	5	1.811	1:07.032
30	0.388	1:08.046	5	0.699	1:07.787	5	1.807	1:08.245	30	1.992	1:07.273
5	0.780	1:07.433	69	1.154	1:07.965	17	2.689	1:06.945	17	2.880	1:07.219
48	0.984	1:07.263	30	1.310	1:08.790	20	2.884	1:07.054	20	3.181	1:07.325
69	1.057	1:08.169	48	1.446	1:08.330	48	3.904	1:09.595	48	3.374	1:06.498
17	3.581	1:06.929	17	2.881	1:07.168	69	15.560	1:21.543	69	19.375	1:10.843
20	3.750	1:06.675	20	2.967	1:07.085	50	18.459	1:08.117	4	19.390	1:07.867
50	16.337	1:08.235	50	17.479	1:09.010	4	18.551	1:07.883	9	23.027	1:09.650
4	16.408	1:08.029	21	17.589	1:08.699	21	18.678	1:08.226	21	23.121	1:11.471
21	16.758	1:08.561	4	17.805	1:09.265	15	19.494	1:08.065	15	23.326	1:10.860
15	16.932	1:08.241	15	18.566	1:09.502	9	20.405	1:08.409	26	23.453	1:09.802
14	17.255	1:07.978	9	19.133	1:09.221	26	20.679	1:08.153	14	23.601	1:09.838
26	17.520	1:08.611	14	19.416	1:10.029	14	20.791	1:08.512	54	24.448	1:10.139
9	17.780	1:08.013	26	19.663	1:10.011	54	21.337	1:08.443	44	24.609	1:09.468
54	18.846	1:08.874	54	20.031	1:09.053	44	22.169	1:08.310	10	32.166	1:09.173
44	18.938	1:08.543	44	20.996	1:09.926	10	30.021	1:08.213	7	32.365	1:09.272
36	19.256	1:08.365	7	28.278	1:15.016	7	30.121	1:08.980	25	32.824	1:07.881
7	21.130	1:11.688	10	28.945	1:08.060	25	31.971	1:08.254	56	32.937	1:07.565
10	28.753	1:09.472	25	30.854	1:08.098	56	32.400	1:07.412	50	37.679	1:26.248
25	30.624	1:08.329	56	32.125	1:08.815	36	42.074	1:10.761	32	44.973	1:09.222
56	31.178	1:07.859	36	38.450	1:27.062	32	42.779	1:10.246	36	45.092	1:10.046
32	37.617	1:09.480	32	39.670	1:09.921	22	46.661	1:10.477	22	49.714	1:10.081
22	40.632	1:10.300	22	43.321	1:10.557						

Weather / Track : Cloudy / Dry

Silverstone National
Circuit Length = 1.6390 miles
Start: 11:48 End: 12:11

MSA British 250cc Long Circuit Kart Championship

RACE 10 - CLASSIFICATION

POS	NO	CL	NAME	ENTRY	LAPS	TIME	GAP	DIFF	MPH	BEST	ON
1	E	Div1	Gavin BENNETT	Anderson / DEA	16	15:00.394			104.84	55.587	16
2	77	Div1	Malcolm CROWE	Anderson / DEA	16	15:01.088	0.694	0.694	104.76	55.635	4
3	111	250N	Paul PLATT	PVP / Honda	16	15:55.122	54.728	54.034	98.84	59.065	5
4	68	250N	Aaron SIFLEET	Anderson / Honda	15	15:15.010	1 lap	1 lap	96.72	1:00.050	5
5	10	250N	Roy BENNETT	Anderson / Honda	15	15:38.979	1 lap	23.969	94.25	1:01.273	8
6	11	250N	Kevin RIDLEY	Jade / Honda	15	15:45.171	1 lap	6.192	93.63	1:02.413	7
7	36	250N	Paul WALLEY	Anderson / Honda	15	15:46.856	1 lap	1.685	93.47	1:02.119	5
8	4	125O	Louise COLIN	Anderson / Pavesi	15	16:03.018	1 lap	16.162	91.90	1:03.120	7
9	GP	125O	Danny EDWARDS	F1 / TM	14	15:16.268	2 laps	1 lap	90.15	1:03.485	4
10	41	125O	Simon RUSHFORTH	Spyda / Pavesi	14	15:21.863	2 laps	5.595	89.60	1:04.890	2
11	1	125O	Danny BUTLER	F1 / TM	14	15:22.541	2 laps	0.678	89.54	1:03.416	6
12	55	125I	Bruce CRAWLEY	Energy / TM	14	15:50.676	2 laps	28.135	86.89	1:06.969	14
13	14	125O	Gary JAMES	F1 / Pavesi	14	15:51.291	2 laps	0.615	86.83	1:06.747	14
14	12	125O	Gary AVRILL	F1 / SGM	14	16:01.719	2 laps	10.428	85.89	1:07.472	10
15	04	125I	Kevin GRAY	Energy / TM	13	15:24.640	3 laps	1 lap	82.95	1:10.260	9

NOT CLASSIFIED

DNF	66	250N	Stephen CLARK	Anderson / Honda	13	13:26.823	3 laps		95.07	59.780	12
DNF	15	125O	Lee SMITH	Raider / Pavesi	11	12:16.339	5 laps	2 laps	88.14	1:03.811	8
DNF	78	250N	Andrew GULLIFORD	Cyclone / KTM	9	10:57.239	7 laps	2 laps	80.79	1:00.109	5
DNF	31	250N	Sam MOSS	SGH / Honda	8	8:00.244	8 laps	1 lap	98.28	59.146	5
DNF	3	125O	Ben WILLSHIRE	Anderson / SGM	8	8:32.931	8 laps	32.687	92.02	1:02.976	6
DNF	0	125I	Chris NEEDHAM	Intrepid / VM	8	9:04.146	8 laps	31.215	86.74	1:06.497	2
DNF	01	Div1	Trevor ROBERTS	Anderson / BRC	7	6:38.755	9 laps	1 lap	103.57	56.182	4
DNF	6	250N	Adam UNDERHILL	Raider / Honda	6	6:49.625	10 laps	1 lap	86.42	1:00.511	4

FASTEST LAP

E	Div1	Gavin BENNETT	Anderson / DEA	16	55.587	106.14 mph	170.82 kph
111	250N	Paul PLATT	PVP / Honda	5	59.065	99.89 mph	160.76 kph
3	125O	Ben WILLSHIRE	Anderson / SGM	6	1:02.976	93.69 mph	150.78 kph
0	125I	Chris NEEDHAM	Intrepid / VM	2	1:06.497	88.73 mph	142.79 kph

Weather / Track : Cloudy / Dry

These results are provisional until the conclusion of any judicial and technical matters.

Silverstone National
Circuit Length = 1.6390 miles
Start: 12:19 End: 12:36

Clerk of Course :	Timekeeper :
-------------------	--------------

MSA British 250cc Long Circuit Kart Championship

RACE 10 - CLASSIFICATION

POS	NO	CL	NAME	ENTRY	LAPS	TIME	GAP	DIFF	MPH	BEST	ON
Class : Div1											
1	E	Div1	Gavin BENNETT	Anderson / DEA	16	15:00.394			106.14	55.587	16
2	77	Div1	Malcolm CROWE	Anderson / DEA	16	15:01.088	0.694	0.694	106.05	55.635	4
DNF	01	Div1	Trevor ROBERTS	Anderson / BRC	7	6:38.755	9 laps	9 laps	105.02	56.182	4
Class : 250N											
1	111	250N	Paul PLATT	PVP / Honda	16	15:55.122			99.89	59.065	5
2	68	250N	Aaron SIFLEET	Anderson / Honda	15	15:15.010	1 lap	1 lap	98.25	1:00.050	5
3	10	250N	Roy BENNETT	Anderson / Honda	15	15:38.979	1 lap	23.969	96.29	1:01.273	8
4	11	250N	Kevin RIDLEY	Jade / Honda	15	15:45.171	1 lap	6.192	94.53	1:02.413	7
5	36	250N	Paul WALLEY	Anderson / Honda	15	15:46.856	1 lap	1.685	94.98	1:02.119	5
DNF	66	250N	Stephen CLARK	Anderson / Honda	13	13:26.823	3 laps	2 laps	98.70	59.780	12
DNF	78	250N	Andrew GULLIFORD	Cyclone / KTM	9	10:57.239	7 laps	4 laps	98.16	1:00.109	5
DNF	31	250N	Sam MOSS	SGH / Honda	8	8:00.244	8 laps	1 lap	99.75	59.146	5
DNF	6	250N	Adam UNDERHILL	Raider / Honda	6	6:49.625	10 laps	2 laps	97.50	1:00.511	4
Class : 125O											
1	4	125O	Louise COLIN	Anderson / Pavesi	15	16:03.018			93.47	1:03.120	7
2	GP	125O	Danny EDWARDS	F1 / TM	14	15:16.268	1 lap	1 lap	92.94	1:03.485	4
3	41	125O	Simon RUSHFORTH	Spyda / Pavesi	14	15:21.863	1 lap	5.595	90.92	1:04.890	2
4	1	125O	Danny BUTLER	F1 / TM	14	15:22.541	1 lap	0.678	93.04	1:03.416	6
5	14	125O	Gary JAMES	F1 / Pavesi	14	15:51.291	1 lap	28.750	88.39	1:06.747	14
6	12	125O	Gary AVRILL	F1 / SGM	14	16:01.719	1 lap	10.428	87.44	1:07.472	10
DNF	15	125O	Lee SMITH	Raider / Pavesi	11	12:16.339	4 laps	3 laps	92.46	1:03.811	8
DNF	3	125O	Ben WILLSHIRE	Anderson / SGM	8	8:32.931	7 laps	3 laps	93.69	1:02.976	6
Class : 125I											
1	55	125I	Bruce CRAWLEY	Energy / TM	14	15:50.676			88.10	1:06.969	14
2	04	125I	Kevin GRAY	Energy / TM	13	15:24.640	1 lap	1 lap	83.97	1:10.260	9
DNF	0	125I	Chris NEEDHAM	Intrepid / VM	8	9:04.146	6 laps	5 laps	88.73	1:06.497	2
FASTEST LAP											
E	Div1		Gavin BENNETT	Anderson / DEA	16	55.587			106.14 mph	170.82 kph	
111	250N		Paul PLATT	PVP / Honda	5	59.065			99.89 mph	160.76 kph	
3	125O		Ben WILLSHIRE	Anderson / SGM	6	1:02.976			93.69 mph	150.78 kph	
0	125I		Chris NEEDHAM	Intrepid / VM	2	1:06.497			88.73 mph	142.79 kph	

Weather / Track : Cloudy / Dry

These results are provisional until the conclusion of any judicial and technical matters.

Silverstone National
Circuit Length = 1.6390 miles
Start: 12:19 End: 12:36

Clerk of Course :	Timekeeper :
-------------------	--------------

MSA British 250cc Long Circuit Kart Championship
RACE 10 - LAP CHART

Lap 1			Lap 2			Lap 3			Lap 4			Lap 5		
No	Behind	Laptime	No	Behind	Laptime	No	Behind	Laptime	No	Behind	Laptime	No	Behind	Laptime
E		58.375	E		56.768	E		56.285	E		55.844	77		56.283
01	0.375	58.750	77	0.010	56.214	77	0.277	56.552	77	0.068	55.635	E	0.259	56.610
77	0.564	58.939	01	0.690	57.083	01	1.203	56.798	01	1.541	56.182	01	1.631	56.441
78	4.101	1:02.476	111	7.419	59.419	111	10.380	59.246	111	13.936	59.400	04	1 LAP	1:10.298
31	4.542	1:02.917	31	7.741	59.967	31	10.940	59.484	31	14.519	59.423	111	16.650	59.065
111	4.768	1:03.143	78	8.373	1:01.040	78	12.639	1:00.551	78	17.326	1:00.531	31	17.314	59.146
68	5.409	1:03.784	68	9.404	1:00.763	68	13.973	1:00.854	68	18.343	1:00.214	78	21.084	1:00.109
10	6.005	1:04.380	10	11.304	1:02.067	10	16.635	1:01.616	6	21.589	1:00.511	68	22.042	1:00.050
11	6.244	1:04.619	6	11.836	1:01.715	6	16.922	1:01.371	10	22.742	1:01.951	6	25.999	1:00.761
6	6.889	1:05.264	11	13.325	1:03.849	11	20.256	1:03.216	11	27.051	1:02.639	10	29.448	1:03.057
36	8.649	1:07.024	36	14.857	1:02.976	36	21.549	1:02.977	36	28.387	1:02.682	11	33.192	1:02.492
1	9.491	1:07.866	1	16.247	1:03.524	1	23.593	1:03.631	1	31.416	1:03.667	36	34.155	1:02.119
GP	9.753	1:08.128	GP	17.186	1:04.201	4	24.531	1:03.615	4	32.003	1:03.316	66	38.041	1:00.593
3	9.939	1:08.314	4	17.201	1:03.947	3	24.811	1:03.751	3	32.397	1:03.430	1	38.491	1:03.426
4	10.022	1:08.397	3	17.345	1:04.174	GP	25.274	1:04.373	GP	32.915	1:03.485	4	39.186	1:03.534
41	10.515	1:08.890	41	18.637	1:04.890	41	27.482	1:05.130	66	33.799	1:00.720	3	39.440	1:03.394
15	11.056	1:09.431	15	20.810	1:06.522	66	28.923	1:01.269	41	37.431	1:05.793	GP	40.199	1:03.635
0	11.775	1:10.150	0	21.504	1:06.497	15	29.454	1:04.929	15	37.919	1:04.309	15	45.387	1:03.819
55	13.961	1:12.336	66	23.939	1:01.528	0	31.912	1:06.693	0	43.404	1:07.336	41	47.513	1:06.433
14	14.139	1:12.514	55	24.943	1:07.750	14	36.867	1:07.602	14	48.345	1:07.322	0	54.287	1:07.234
12	16.227	1:14.602	14	25.550	1:08.179	55	37.082	1:08.424	55	48.538	1:07.300			
04	16.275	1:14.650	12	29.040	1:09.581	12	41.424	1:08.669	12	53.870	1:08.290			
66	19.179	1:17.554	04	30.049	1:10.542	04	44.280	1:10.516						

Weather / Track : Cloudy / Dry

Silverstone National
 Circuit Length = 1.6390 miles
 Start: 12:19 End: 12:36

MSA British 250cc Long Circuit Kart Championship
RACE 10 - LAP CHART

Lap 6			Lap 7			Lap 8			Lap 9			Lap 10		
No	Behind	Laptime	No	Behind	Laptime	No	Behind	Laptime	No	Behind	Laptime	No	Behind	Laptime
77		56.294	E		56.245	E		55.681	E		56.044	E		55.792
E	0.200	56.235	41	1 LAP	1:05.506	77	0.604	55.751	77	0.304	55.744	77	0.328	55.816
01	1.961	56.624	77	0.534	56.979	GP	1 LAP	1:05.172	1	1 LAP	1:03.503	66	1 LAP	1:00.562
14	1 LAP	1:07.342	01	2.393	56.877	15	1 LAP	1:05.164	4	1 LAP	1:03.537	11	1 LAP	1:03.047
55	1 LAP	1:07.255	0	1 LAP	1:07.655	41	1 LAP	1:05.483	3	1 LAP	1:03.550	36	1 LAP	1:02.956
12	1 LAP	1:08.227	6	1 LAP	1:40.003 P	0	1 LAP	1:07.661	GP	1 LAP	1:06.022	04	2 LAPS	1:11.140
04	1 LAP	1:11.200	55	1 LAP	1:07.357	55	1 LAP	1:07.900	15	1 LAP	1:03.811	4	1 LAP	1:04.138
111	19.651	59.295	14	1 LAP	1:07.648	111	26.311	59.462	41	1 LAP	1:05.577	GP	1 LAP	1:06.404
31	20.534	59.514	12	1 LAP	1:07.814	14	1 LAP	1:08.052	111	29.589	59.322	15	1 LAP	1:04.329
78	25.112	1:00.322	111	22.530	59.324	31	28.201	1:00.250	0	1 LAP	1:10.920	41	1 LAP	1:05.602
68	26.268	1:00.520	31	23.632	59.543	12	1 LAP	1:08.552	55	1 LAP	1:07.615	111	33.374	59.577
10	34.965	1:01.811	78	29.457	1:00.790	68	36.042	1:01.247	14	1 LAP	1:08.212	1	1 LAP	1:29.884
11	39.729	1:02.831	68	30.476	1:00.653	78	44.879	1:11.103 P	68	40.763	1:00.765	68	46.036	1:01.065
36	40.489	1:02.628	04	1 LAP	1:10.706	10	45.440	1:01.273	12	1 LAP	1:08.280	55	1 LAP	1:07.543
66	42.612	1:00.865	10	39.848	1:01.328	04	1 LAP	1:11.043	10	51.513	1:02.117	14	1 LAP	1:07.673
1	45.613	1:03.416	11	45.697	1:02.413	66	52.892	1:02.183						
3	46.122	1:02.976	66	46.390	1:00.223	11	52.959	1:02.943						
4	46.136	1:03.244	36	46.534	1:02.490	36	54.299	1:03.446						
GP	48.093	1:04.188	1	52.719	1:03.551									
15	53.589	1:04.496	4	52.811	1:03.120									
			3	53.019	1:03.342									

Weather / Track : Cloudy / Dry

Silverstone National
 Circuit Length = 1.6390 miles
 Start: 12:19 End: 12:36

MSA British 250cc Long Circuit Kart Championship
RACE 10 - LAP CHART

Lap 11			Lap 12			Lap 13			Lap 14			Lap 15		
No	Behind	Laptime	No	Behind	Laptime	No	Behind	Laptime	No	Behind	Laptime	No	Behind	Laptime
E		56.690	E		55.983	E		55.610	E		56.699	E		55.946
77	0.894	57.256	77	0.581	55.670	77	1.097	56.126	77	0.467	56.069	77	0.285	55.764
10	1 LAP	1:02.594	55	2 LAPS	1:07.474	15	2 LAPS	1:24.468	41	2 LAPS	1:05.450	GP	2 LAPS	1:06.895
12	2 LAPS	1:09.337	14	2 LAPS	1:07.222	66	1 LAP	59.780	68	1 LAP	1:01.609	04	3 LAPS	1:11.294
66	1 LAP	1:01.220	10	1 LAP	1:02.734	10	1 LAP	1:01.605	1	2 LAPS	1:04.183	68	1 LAP	1:01.122
11	1 LAP	1:02.925	66	1 LAP	59.917	55	2 LAPS	1:07.665	66	1 LAP	1:00.409	41	2 LAPS	1:05.699
36	1 LAP	1:03.067	12	2 LAPS	1:07.472	14	2 LAPS	1:07.717	10	1 LAP	1:04.408	1	2 LAPS	1:04.127
04	2 LAPS	1:10.260	11	1 LAP	1:02.902	11	1 LAP	1:02.621	55	2 LAPS	1:07.666	10	1 LAP	1:04.417
4	1 LAP	1:04.049	36	1 LAP	1:02.739	36	1 LAP	1:02.818	14	2 LAPS	1:07.673	11	1 LAP	1:02.850
GP	1 LAP	1:06.216	4	1 LAP	1:04.297	12	2 LAPS	1:07.755	11	1 LAP	1:02.799	55	2 LAPS	1:07.422
15	1 LAP	1:05.061	04	2 LAPS	1:10.285	4	1 LAP	1:05.240	36	1 LAP	1:03.194	36	1 LAP	1:02.953
78	2 LAPS	2:40.317	GP	1 LAP	1:05.172	111	44.346	59.103	12	2 LAPS	1:07.599	14	2 LAPS	1:07.388
111	37.595	1:00.911	111	40.853	59.241	04	2 LAPS	1:11.279	4	1 LAP	1:04.434	12	2 LAPS	1:07.500
41	1 LAP	1:05.583	41	1 LAP	1:05.911	GP	1 LAP	1:05.882	111	46.961	59.314	111	50.386	59.371
1	1 LAP	1:04.776	1	1 LAP	1:03.450							4	1 LAP	1:03.790
68	49.921	1:00.575	68	54.680	1:00.742									

Weather / Track : Cloudy / Dry

Silverstone National
 Circuit Length = 1.6390 miles
 Start: 12:19 End: 12:36

MSA British 250cc Long Circuit Kart Championship
RACE 10 - LAP CHART

Lap 16		
No	Behind	Laptime
E		55.587
77	0.694	55.996
68	1 LAP	1:01.047
GP	2 LAPS	1:06.495
41	2 LAPS	1:05.916
1	2 LAPS	1:03.537
04	3 LAPS	1:11.427
10	1 LAP	1:03.621
11	1 LAP	1:03.025
36	1 LAP	1:02.787
55	2 LAPS	1:06.969
14	2 LAPS	1:06.747
111	54.728	59.929
12	2 LAPS	1:08.041
4	1 LAP	1:04.360

Weather / Track : Cloudy / Dry

Silverstone National
Circuit Length = 1.6390 miles
Start: 12:19 End: 12:36

McMillan Motorsport Caterham Graduate Championship (Super & Sigma)

RACE 11 - CLASSIFICATION

POS	NO	CL	NAME	ENTRY	LAPS	TIME	GAP	DIFF	MPH	BEST	ON
1	124		Reece SOMERFIELD	Caterham 7	19	21:53.862			85.32	1:08.233	10
2	104		Dylan STANLEY	Caterham 7	19	21:54.068	0.206	0.206	85.31	1:07.741	10
3	109		Toby BRIANT	Caterham 7	19	21:54.340	0.478	0.272	85.29	1:07.968	19
4	105		Neil SHINNER	Caterham 7	19	21:54.361	0.499	0.021	85.29	1:07.713	10
5	102		Jamie WARING	Caterham 7	19	21:54.811	0.949	0.450	85.26	1:08.113	19
6	166		Charles ELLIOTT	Caterham 7	19	21:55.100	1.238	0.289	85.24	1:08.066	19
7	108		Gareth CORDLEY	Caterham 7	19	21:55.740	1.878	0.640	85.20	1:07.957	19
8	107		Andy SKINNER	Caterham 7	19	21:59.370	5.508	3.630	84.97	1:08.438	9
9	130		Jonathan MILLER	Caterham 7	19	22:02.828	8.966	3.458	84.74	1:08.354	9
10	151		Luke TZOUROU	Caterham 7	19	22:03.843	9.981	1.015	84.68	1:07.904	19
11	122		Roger FORD	Caterham 7	19	22:19.002	25.140	15.159	83.72	1:09.356	5
12	113		Sean MIGHALL	Caterham 7	19	22:19.144	25.282	0.142	83.71	1:08.805	11
13	114		Duncan LEWIS	Caterham 7	19	22:20.504	26.642	1.360	83.63	1:08.762	8
14	128		Martin KAY	Caterham 7	19	22:20.980	27.118	0.476	83.60	1:09.487	2
15	125		Stephen HIRONS	Caterham 7	19	22:28.083	34.221	7.103	83.16	1:09.609	2
16	167		Stephen CAPSEY	Caterham 7	19	22:29.030	35.168	0.947	83.10	1:09.068	17
17	131		Rob WINROW	Caterham 7	19	22:29.335	35.473	0.305	83.08	1:09.910	19
18	117		Chris WILLIAMS	Caterham 7	19	22:29.685	35.823	0.350	83.06	1:09.216	17
19	161		Chris ROME	Caterham 7	19	22:30.546	36.684	0.861	83.00	1:09.260	9
20	111		Yolande HUMPHREYS	Caterham 7	19	22:31.983	38.121	1.437	82.92	1:09.978	17
21	116		James BATCHELOR	Caterham 7	19	22:32.104	38.242	0.121	82.91	1:09.288	10
22	165		Simon DAVEY	Caterham 7	19	22:32.831	38.969	0.727	82.86	1:09.671	18
23	139		Mark GREGORY	Caterham 7	19	22:34.116	40.254	1.285	82.78	1:08.823	18
24	112		Steve HUMPHREYS	Caterham 7	19	22:34.260	40.398	0.144	82.78	1:09.440	18
25	123		Martin GEE	Caterham 7	19	22:39.336	45.474	5.076	82.47	1:09.682	17
26	169		Barry WHITE	Caterham 7	19	22:39.521	45.659	0.185	82.46	1:10.287	11
27	177	SIG	Ian ANDERSON	Caterham 7	19	22:44.704	50.842	5.183	82.14	1:09.760	16
28	174	SIG	Simon PASHLEY	Caterham 7	19	22:44.826	50.964	0.122	82.14	1:09.381	17
29	178	SIG	Peter MULLINEUX	Caterham 7	19	22:45.294	51.432	0.468	82.11	1:09.265	17
30	173	SIG	Ian DYBLE	Caterham 7	19	22:45.404	51.542	0.110	82.10	1:09.226	17
31	191	SIG	Christopher SHACKLETON	Caterham 7	18	22:05.072	1 lap	1 lap	80.15	1:10.894	16
32	192	SIG	Bill SCOTT	Caterham 7	18	22:22.526	1 lap	17.454	79.10	1:11.157	18
33	199	SIG	Nick DYER	Caterham 7	18	22:36.228	1 lap	13.702	78.31	1:12.064	17
34	193	SIG	Richard EVERARD	Caterham 7	18	22:38.551	1 lap	2.323	78.17	1:11.986	11
NOT CLASSIFIED											
DNF	133		Andrew REDD	Caterham 7	14	16:36.695	5 laps	4 laps	82.87	1:09.395	6
FASTEST LAP											
	105		Neil SHINNER	Caterham 7	10	1:07.713		87.13 mph		140.23 kph	
	173	SIG	Ian DYBLE	Caterham 7	17	1:09.226		85.23 mph		137.16 kph	

Weather / Track : Cloudy / Dry
 These results are provisional until the conclusion of any judicial and technical matters.

Silverstone National
 Circuit Length = 1.6390 miles
 Start: 13:26 End: 13:49

Clerk of Course :	Timekeeper :
-------------------	--------------

McMillan Motorsport Caterham Graduate Championship (Super)

RACE 11 - CLASSIFICATION

POS	NO	CL	NAME	ENTRY	LAPS	TIME	GAP	DIFF	MPH	BEST	ON
1	124		Reece SOMERFIELD	Caterham 7	19	21:53.862			85.32	1:08.233	10
2	104		Dylan STANLEY	Caterham 7	19	21:54.068	0.206	0.206	85.31	1:07.741	10
3	109		Toby BRIANT	Caterham 7	19	21:54.340	0.478	0.272	85.29	1:07.968	19
4	105		Neil SHINNER	Caterham 7	19	21:54.361	0.499	0.021	85.29	1:07.713	10
5	102		Jamie WARING	Caterham 7	19	21:54.811	0.949	0.450	85.26	1:08.113	19
6	166		Charles ELLIOTT	Caterham 7	19	21:55.100	1.238	0.289	85.24	1:08.066	19
7	108		Gareth CORDLEY	Caterham 7	19	21:55.740	1.878	0.640	85.20	1:07.957	19
8	107		Andy SKINNER	Caterham 7	19	21:59.370	5.508	3.630	84.97	1:08.438	9
9	130		Jonathan MILLER	Caterham 7	19	22:02.828	8.966	3.458	84.74	1:08.354	9
10	151		Luke TZOUROU	Caterham 7	19	22:03.843	9.981	1.015	84.68	1:07.904	19
11	122		Roger FORD	Caterham 7	19	22:19.002	25.140	15.159	83.72	1:09.356	5
12	113		Sean MIGHALL	Caterham 7	19	22:19.144	25.282	0.142	83.71	1:08.805	11
13	114		Duncan LEWIS	Caterham 7	19	22:20.504	26.642	1.360	83.63	1:08.762	8
14	128		Martin KAY	Caterham 7	19	22:20.980	27.118	0.476	83.60	1:09.487	2
15	125		Stephen HIRONS	Caterham 7	19	22:28.083	34.221	7.103	83.16	1:09.609	2
16	167		Stephen CAPSEY	Caterham 7	19	22:29.030	35.168	0.947	83.10	1:09.068	17
17	131		Rob WINROW	Caterham 7	19	22:29.335	35.473	0.305	83.08	1:09.910	19
18	117		Chris WILLIAMS	Caterham 7	19	22:29.685	35.823	0.350	83.06	1:09.216	17
19	161		Chris ROME	Caterham 7	19	22:30.546	36.684	0.861	83.00	1:09.260	9
20	111		Yolande HUMPHREYS	Caterham 7	19	22:31.983	38.121	1.437	82.92	1:09.978	17
21	116		James BATCHELOR	Caterham 7	19	22:32.104	38.242	0.121	82.91	1:09.288	10
22	165		Simon DAVEY	Caterham 7	19	22:32.831	38.969	0.727	82.86	1:09.671	18
23	139		Mark GREGORY	Caterham 7	19	22:34.116	40.254	1.285	82.78	1:08.823	18
24	112		Steve HUMPHREYS	Caterham 7	19	22:34.260	40.398	0.144	82.78	1:09.440	18
25	123		Martin GEE	Caterham 7	19	22:39.336	45.474	5.076	82.47	1:09.682	17
26	169		Barry WHITE	Caterham 7	19	22:39.521	45.659	0.185	82.46	1:10.287	11
NOT CLASSIFIED											
DNF	133		Andrew REDD	Caterham 7	14	16:36.695	5 laps	5 laps	82.87	1:09.395	6
FASTEST LAP											
	105		Neil SHINNER	Caterham 7	10	1:07.713		87.13 mph		140.23 kph	

Weather / Track : Cloudy / Dry

These results are provisional until the conclusion of any judicial and technical matters.

Silverstone National
Circuit Length = 1.6390 miles
Start: 13:26 End: 13:49

Clerk of Course :	Timekeeper :
-------------------	--------------

McMillan Motorsport Caterham Graduate Championship (Sigma)
RACE 11 - CLASSIFICATION

POS	NO	CL	NAME	ENTRY	LAPS	TIME	GAP	DIFF	MPH	BEST	ON
1	177	SIG	Ian ANDERSON	Caterham 7	19	22:44.704			82.14	1:09.760	16
2	174	SIG	Simon PASHLEY	Caterham 7	19	22:44.826	0.122	0.122	82.14	1:09.381	17
3	178	SIG	Peter MULLINEUX	Caterham 7	19	22:45.294	0.590	0.468	82.11	1:09.265	17
4	173	SIG	Ian DYBLE	Caterham 7	19	22:45.404	0.700	0.110	82.10	1:09.226	17
5	191	SIG	Christopher SHACKLETON	Caterham 7	18	22:05.072	1 lap	1 lap	80.15	1:10.894	16
6	192	SIG	Bill SCOTT	Caterham 7	18	22:22.526	1 lap	17.454	79.10	1:11.157	18
7	199	SIG	Nick DYER	Caterham 7	18	22:36.228	1 lap	13.702	78.31	1:12.064	17
8	193	SIG	Richard EVERARD	Caterham 7	18	22:38.551	1 lap	2.323	78.17	1:11.986	11

FASTEST LAP

173	SIG	Ian DYBLE	Caterham 7	17	1:09.226	85.23 mph	137.16 kph
-----	-----	-----------	------------	----	----------	-----------	------------

Weather / Track : Cloudy / Dry

These results are provisional until the conclusion of any judicial and technical matters.

Silverstone National
 Circuit Length = 1.6390 miles
 Start: 13:26 End: 13:49

Clerk of Course :		Timekeeper :
-------------------	--	--------------

McMillan Motorsport Caterham Graduate Championship (Super & Sigma)

RACE 11 - LAP CHART

Lap 1			Lap 2			Lap 3			Lap 4			Lap 5		
No	Behind	Laptime	No	Behind	Laptime	No	Behind	Laptime	No	Behind	Laptime	No	Behind	Laptime
105		1:12.611	105		1:09.365	105		1:09.235	105		1:09.061	105		1:09.278
104	0.427	1:13.038	151	0.765	1:09.322	104	0.183	1:08.570	124	0.130	1:08.827	124	0.120	1:09.268
151	0.808	1:13.419	104	0.848	1:09.786	124	0.364	1:08.646	104	0.409	1:09.287	104	0.337	1:09.206
102	1.156	1:13.767	124	0.953	1:08.896	151	0.597	1:09.067	151	0.563	1:09.027	151	0.450	1:09.165
124	1.422	1:14.033	102	0.965	1:09.174	102	1.122	1:09.392	109	1.061	1:08.827	109	0.862	1:09.079
109	1.709	1:14.320	109	1.217	1:08.873	109	1.295	1:09.313	102	1.143	1:09.082	102	1.388	1:09.523
107	1.962	1:14.573	107	1.630	1:09.033	107	1.512	1:09.117	107	1.332	1:08.881	107	1.809	1:09.755
166	2.203	1:14.814	166	2.033	1:09.195	166	1.919	1:09.121	108	2.097	1:08.733	108	1.917	1:09.098
108	2.978	1:15.589	108	2.358	1:08.745	108	2.425	1:09.302	166	2.368	1:09.510	166	2.293	1:09.203
112	3.099	1:15.710	112	3.648	1:09.914	130	3.634	1:09.125	130	3.928	1:09.355	130	4.156	1:09.506
130	3.322	1:15.933	130	3.744	1:09.787	122	4.386	1:09.363	122	5.112	1:09.787	122	5.190	1:09.356
122	3.738	1:16.349	122	4.258	1:09.885	112	4.760	1:10.347	112	6.182	1:10.483	125	6.870	1:09.890
128	4.236	1:16.847	128	4.358	1:09.487	128	5.248	1:10.125	125	6.258	1:09.961	112	7.098	1:10.194
125	4.587	1:17.198	125	4.831	1:09.609	125	5.358	1:09.762	128	6.598	1:10.411	128	7.703	1:10.383
123	5.916	1:18.527	133	7.449	1:10.830	133	8.945	1:10.731	133	10.319	1:10.435	133	10.635	1:09.594
133	5.984	1:18.595	123	7.559	1:11.008	123	9.123	1:10.799	113	10.905	1:10.195	114	12.189	1:09.928
111	6.123	1:18.734	111	7.863	1:11.105	111	9.332	1:10.704	123	11.282	1:11.220	123	12.292	1:10.288
131	6.406	1:19.017	131	8.054	1:11.013	113	9.771	1:10.374	114	11.539	1:10.275	131	12.753	1:10.153
113	6.750	1:19.361	113	8.632	1:11.247	131	9.953	1:11.134	131	11.878	1:10.986	113	12.840	1:11.213
139	6.761	1:19.372	161	8.826	1:11.227	114	10.325	1:10.733	111	12.180	1:11.909	111	13.081	1:10.179
161	6.964	1:19.575	114	8.827	1:10.786	161	10.326	1:10.735	139	12.514	1:10.846	139	13.280	1:10.044
117	7.394	1:20.005	117	9.160	1:11.131	117	10.683	1:10.758	117	12.736	1:11.114	117	14.108	1:10.650
114	7.406	1:20.017	139	9.280	1:11.884	139	10.729	1:10.684	161	13.127	1:11.862	161	14.550	1:10.701
116	7.745	1:20.356	116	9.722	1:11.342	116	11.653	1:11.166	167	13.227	1:10.555	167	14.587	1:10.638
167	8.002	1:20.613	167	9.833	1:11.196	167	11.733	1:11.135	116	13.502	1:10.910	116	15.034	1:10.810
165	9.042	1:21.653	165	11.002	1:11.325	165	12.638	1:10.871	165	14.033	1:10.456	165	15.467	1:10.712
169	9.519	1:22.130	169	12.350	1:12.196	169	14.400	1:11.285	169	16.805	1:11.466	169	18.523	1:10.996
174	27.318	1:39.929	174	28.519	1:10.566	177	29.667	1:10.329	174	31.131	1:10.298	174	32.840	1:10.987
177	27.368	1:39.979	177	28.573	1:10.570	174	29.894	1:10.610	177	31.210	1:10.604	177	33.084	1:11.152
178	28.754	1:41.365	178	30.521	1:11.132	178	32.088	1:10.802	178	33.126	1:10.099	178	33.518	1:09.670
173	28.862	1:41.473	173	30.629	1:11.132	173	32.250	1:10.856	173	33.458	1:10.269	173	33.760	1:09.580
191	30.481	1:43.092	191	33.075	1:11.959	191	35.209	1:11.369	191	37.811	1:11.663	191	39.976	1:11.443
192	31.389	1:44.000	192	35.191	1:13.167	192	39.788	1:13.832	192	44.143	1:13.416	192	48.131	1:13.266
193	33.492	1:46.103	199	38.793	1:14.495	199	42.567	1:13.009	199	47.638	1:14.132	199	52.382	1:14.022
199	33.663	1:46.274	193	39.074	1:14.947	193	42.894	1:13.055	193	48.000	1:14.167	193	52.725	1:14.003

Weather / Track : Cloudy / Dry

Silverstone National
Circuit Length = 1.6390 miles
Start: 13:26 End: 13:49

McMillan Motorsport Caterham Graduate Championship (Super & Sigma)

RACE 11 - LAP CHART

Lap 6			Lap 7			Lap 8			Lap 9			Lap 10		
No	Behind	Laptime	No	Behind	Laptime	No	Behind	Laptime	No	Behind	Laptime	No	Behind	Laptime
124		1:09.510	124		1:08.954	124		1:08.642	124		1:08.564	124		1:08.233
104	0.077	1:09.370	104	0.294	1:09.171	105	0.413	1:08.280	105	0.625	1:08.776	105	0.105	1:07.713
105	0.425	1:10.055	105	0.775	1:09.304	104	0.529	1:08.877	104	0.798	1:08.833	104	0.306	1:07.741
151	0.562	1:09.742	102	1.090	1:08.999	109	1.056	1:08.518	109	1.037	1:08.545	109	1.101	1:08.297
109	0.908	1:09.676	109	1.180	1:09.226	151	1.263	1:08.171	151	1.122	1:08.423	151	1.117	1:08.228
102	1.045	1:09.287	151	1.734	1:10.126	102	1.581	1:09.133	102	1.561	1:08.544	102	1.496	1:08.168
107	1.307	1:09.128	107	1.994	1:09.641	108	1.980	1:08.376	108	1.748	1:08.332	108	2.036	1:08.521
108	1.551	1:09.264	108	2.246	1:09.649	107	2.186	1:08.834	107	2.060	1:08.438	166	2.677	1:08.557
166	1.895	1:09.232	166	2.581	1:09.640	166	2.611	1:08.672	166	2.353	1:08.306	199	1 LAP	1:13.558
130	3.577	1:09.051	130	3.429	1:08.806	130	3.151	1:08.364	130	2.941	1:08.354	107	3.255	1:09.428
122	5.074	1:09.514	122	5.725	1:09.605	122	7.124	1:10.041	122	8.951	1:10.391	130	3.496	1:08.788
125	6.933	1:09.693	125	8.000	1:10.021	125	10.494	1:11.136	125	11.659	1:09.729	193	1 LAP	1:14.905
112	7.629	1:10.161	128	8.953	1:09.996	128	10.717	1:10.406	128	11.804	1:09.651	122	10.486	1:09.768
128	7.911	1:09.838	112	9.285	1:10.610	112	11.355	1:10.712	112	13.400	1:10.609	125	13.934	1:10.508
133	10.400	1:09.395	133	11.047	1:09.601	133	13.627	1:11.222	114	15.739	1:09.197	128	14.028	1:10.457
113	13.190	1:09.980	113	14.329	1:10.093	114	15.106	1:08.762	113	15.812	1:08.986	112	15.658	1:10.491
123	13.305	1:10.643	114	14.986	1:10.460	113	15.390	1:09.703	133	18.800	1:13.737	114	17.277	1:09.771
114	13.480	1:10.921	131	15.795	1:10.574	139	17.234	1:09.905	139	18.820	1:10.150	113	17.455	1:09.876
131	14.175	1:11.052	139	15.971	1:10.580	131	17.509	1:10.356	131	18.983	1:10.038	139	21.220	1:10.633
139	14.345	1:10.695	117	16.131	1:10.367	117	17.864	1:10.375	117	19.272	1:09.972	133	21.328	1:10.761
111	14.518	1:11.067	123	16.232	1:11.881	167	18.154	1:10.035	167	19.720	1:10.130	131	21.565	1:10.815
117	14.718	1:10.240	111	16.653	1:11.089	123	18.298	1:10.708	123	20.018	1:10.284	123	21.728	1:09.943
167	14.811	1:09.854	167	16.761	1:10.904	111	18.597	1:10.586	111	20.311	1:10.278	167	22.185	1:10.698
165	16.829	1:10.992	116	18.868	1:10.878	116	20.639	1:10.413	161	21.464	1:09.260	117	22.470	1:11.431
116	16.944	1:11.540	161	18.899	1:10.636	161	20.768	1:10.511	116	21.854	1:09.779	111	22.667	1:10.589
161	17.217	1:12.297	165	19.444	1:11.569	165	21.323	1:10.521	165	23.057	1:10.298	116	22.909	1:09.288
169	19.805	1:10.912	169	21.399	1:10.548	169	23.082	1:10.325	169	25.256	1:10.738	161	23.173	1:09.942
177	33.534	1:10.080	177	34.508	1:09.928	177	35.898	1:10.032	177	38.180	1:10.846	165	25.837	1:11.013
174	34.177	1:10.967	174	35.051	1:09.828	174	36.101	1:09.692	174	38.433	1:10.896	169	27.735	1:10.712
178	34.264	1:10.376	173	35.419	1:09.909	178	36.799	1:09.656	178	39.075	1:10.840	177	39.943	1:09.996
173	34.464	1:10.334	178	35.785	1:10.475	173	36.899	1:10.122	173	39.148	1:10.813	174	40.031	1:09.831
191	42.004	1:11.658	191	45.457	1:12.407	191	49.130	1:12.315	191	52.601	1:12.035	178	40.359	1:09.517
192	50.805	1:12.304	192	54.668	1:12.817	192	58.908	1:12.882	192	1:02.850	1:12.506	173	41.239	1:10.324
199	56.692	1:13.940	199	1:00.959	1:13.221	199	1:06.149	1:13.832				191	56.905	1:12.537
193	57.162	1:14.067	193	1:01.328	1:13.120	193	1:06.747	1:14.061				192	1:07.569	1:12.952

Weather / Track : Cloudy / Dry

Silverstone National
Circuit Length = 1.6390 miles
Start: 13:26 End: 13:49

McMillan Motorsport Caterham Graduate Championship (Super & Sigma)

RACE 11 - LAP CHART

Lap 11			Lap 12			Lap 13			Lap 14			Lap 15		
No	Behind	Laptime	No	Behind	Laptime	No	Behind	Laptime	No	Behind	Laptime	No	Behind	Laptime
124		1:09.322	124		1:08.780	124		1:09.000	124		1:08.983	124		1:08.536
105	0.082	1:09.299	105	0.053	1:08.751	105	0.131	1:09.078	105	0.109	1:08.961	104	0.866	1:08.997
104	0.320	1:09.336	151	0.616	1:08.602	151	0.414	1:08.798	104	0.405	1:08.796	105	1.053	1:09.480
109	0.771	1:08.992	104	0.691	1:09.151	104	0.592	1:08.901	109	0.604	1:08.745	109	1.442	1:09.374
151	0.794	1:08.999	109	1.070	1:09.079	109	0.842	1:08.772	151	0.726	1:09.295	151	1.489	1:09.299
102	1.167	1:08.993	102	1.161	1:08.774	102	1.115	1:08.954	102	1.176	1:09.044	102	1.785	1:09.145
108	1.518	1:08.804	108	1.421	1:08.683	108	1.277	1:08.856	108	1.292	1:08.998	191	1 LAP	1:12.811
166	2.021	1:08.666	166	1.714	1:08.473	166	1.755	1:09.041	166	1.532	1:08.760	166	1.972	1:08.976
107	3.137	1:09.204	192	1 LAP	1:12.940	107	3.741	1:08.926	107	3.765	1:09.007	108	2.156	1:09.400
130	3.643	1:09.469	130	3.724	1:08.861	130	4.474	1:09.750	130	4.344	1:08.853	130	4.483	1:08.675
199	1 LAP	1:13.100	107	3.815	1:09.458	192	1 LAP	1:12.756	192	1 LAP	1:12.665	107	4.596	1:09.367
193	1 LAP	1:12.227	199	1 LAP	1:12.772	122	13.536	1:10.278	122	14.910	1:10.357	192	1 LAP	1:12.758
122	11.238	1:10.074	193	1 LAP	1:11.986	193	1 LAP	1:13.135	113	18.946	1:10.064	122	16.857	1:10.483
128	15.292	1:10.586	122	12.258	1:09.800	199	1 LAP	1:14.032	193	1 LAP	1:13.092	113	20.082	1:09.672
125	15.517	1:10.905	125	16.671	1:09.934	113	17.865	1:09.460	114	19.232	1:09.782	114	20.090	1:09.394
112	16.857	1:10.521	128	16.829	1:10.317	114	18.433	1:08.931	125	19.471	1:09.755	125	20.837	1:09.902
113	16.938	1:08.805	113	17.405	1:09.247	125	18.699	1:11.028	199	1 LAP	1:12.821	128	22.705	1:11.282
114	17.334	1:09.379	114	18.502	1:09.948	128	18.846	1:11.017	128	19.959	1:10.096	199	1 LAP	1:13.130
133	21.971	1:09.965	112	19.044	1:10.967	139	24.948	1:10.373	139	26.746	1:10.781	193	1 LAP	1:13.908
139	22.219	1:10.321	133	23.451	1:10.260	133	25.124	1:10.673	133	27.037	1:10.896	131	29.143	1:10.241
123	22.388	1:09.982	139	23.575	1:10.136	167	25.368	1:10.300	117	27.307	1:10.370	117	30.128	1:11.357
131	22.669	1:10.426	167	24.068	1:09.987	131	25.691	1:10.341	131	27.438	1:10.730	161	30.417	1:11.116
167	22.861	1:09.998	123	24.128	1:10.520	117	25.920	1:10.163	167	27.654	1:11.269	123	30.486	1:11.073
117	23.292	1:10.144	131	24.350	1:10.461	123	26.030	1:10.902	161	27.837	1:09.820	167	30.656	1:11.538
111	23.474	1:10.129	117	24.757	1:10.245	111	26.507	1:10.274	123	27.949	1:10.902	116	31.127	1:11.220
161	23.861	1:10.010	111	25.233	1:10.539	161	27.000	1:10.567	111	28.123	1:10.599	111	31.393	1:11.806
116	23.991	1:10.404	161	25.433	1:10.352	116	27.108	1:10.542	116	28.443	1:10.318	165	33.245	1:10.357
165	27.010	1:10.495	116	25.566	1:10.355	165	30.257	1:10.497	165	31.424	1:10.150	139	35.881	1:17.671
169	28.700	1:10.287	165	28.760	1:10.530	112	31.587	1:21.543	112	33.591	1:10.987	112	36.580	1:11.525
177	41.017	1:10.396	169	30.420	1:10.500	169	31.972	1:10.552	169	33.837	1:10.848	169	37.208	1:11.907
174	41.141	1:10.432	177	42.010	1:09.773	177	43.042	1:10.032	177	44.077	1:10.018	177	45.508	1:09.967
178	41.303	1:10.266	174	42.287	1:09.926	174	43.151	1:09.864	178	44.943	1:10.070	178	46.001	1:09.594
173	41.435	1:09.518	173	43.123	1:10.468	178	43.856	1:09.732	174	45.034	1:10.866	174	46.172	1:09.674
191	1:00.242	1:12.659	178	43.124	1:10.601	173	44.029	1:09.906	173	45.100	1:10.054	173	46.752	1:10.188
			191	1:03.483	1:12.021	191	1:06.539	1:12.056						

Weather / Track : Cloudy / Dry

Silverstone National
Circuit Length = 1.6390 miles
Start: 13:26 End: 13:49

McMillan Motorsport Caterham Graduate Championship (Super & Sigma)

RACE 11 - LAP CHART

Lap 16			Lap 17			Lap 18			Lap 19		
No	Behind	Laptime	No	Behind	Laptime	No	Behind	Laptime	No	Behind	Laptime
124		1:08.774	124		1:08.852	124		1:08.805	124		1:09.237
105	0.542	1:08.263	104	0.184	1:08.301	104	0.025	1:08.646	104	0.206	1:09.418
104	0.735	1:08.643	105	0.397	1:08.707	105	0.282	1:08.690	109	0.478	1:07.968
109	2.245	1:09.577	109	2.296	1:08.903	109	1.747	1:08.256	105	0.499	1:09.454
166	2.458	1:09.260	102	2.593	1:08.756	102	2.073	1:08.285	102	0.949	1:08.113
102	2.689	1:09.678	166	2.773	1:09.167	166	2.409	1:08.441	166	1.238	1:08.066
108	3.018	1:09.636	108	3.327	1:09.161	108	3.158	1:08.636	108	1.878	1:07.957
191	1 LAP	1:11.221	107	5.262	1:09.247	107	5.541	1:09.084	107	5.508	1:09.204
107	4.867	1:09.045	191	1 LAP	1:10.894	130	7.403	1:09.656	130	8.966	1:10.800
130	6.088	1:10.379	130	6.552	1:09.316	191	1 LAP	1:11.166	151	9.981	1:07.904
151	11.609	1:18.894	151	11.710	1:08.953	151	11.314	1:08.409	191	1 LAP	1:11.766
122	19.570	1:11.487	122	21.668	1:10.950	122	23.919	1:11.056	122	25.140	1:10.458
192	1 LAP	1:14.506	113	24.058	1:11.126	113	24.708	1:09.455	113	25.282	1:09.811
113	21.784	1:10.476	192	1 LAP	1:13.161	125	25.241	1:09.876	114	26.642	1:10.192
125	22.252	1:10.189	125	24.170	1:10.770	114	25.687	1:10.230	128	27.118	1:10.601
114	22.334	1:11.018	114	24.262	1:10.780	128	25.754	1:09.913	192	1 LAP	1:11.157
128	23.921	1:09.990	128	24.646	1:09.577	192	1 LAP	1:11.441	125	34.221	1:18.217
199	1 LAP	1:14.010	117	32.016	1:09.216	167	34.257	1:10.579	167	35.168	1:10.148
193	1 LAP	1:14.212	131	32.248	1:10.484	117	34.510	1:11.299	131	35.473	1:09.910
131	30.616	1:10.247	167	32.483	1:09.068	131	34.800	1:11.357	117	35.823	1:10.550
117	31.652	1:10.298	123	33.466	1:09.682	161	35.065	1:09.930	161	36.684	1:10.856
167	32.267	1:10.385	199	1 LAP	1:13.239	123	35.172	1:10.511	111	38.121	1:11.479
123	32.636	1:10.924	161	33.940	1:09.714	111	35.879	1:10.134	116	38.242	1:11.480
161	33.078	1:11.435	111	34.550	1:09.978	116	35.999	1:09.335	165	38.969	1:11.082
111	33.424	1:10.805	116	35.469	1:10.456	199	1 LAP	1:12.064	139	40.254	1:11.966
116	33.865	1:11.512	193	1 LAP	1:14.535	165	37.124	1:09.671	112	40.398	1:10.441
165	34.974	1:10.503	165	36.258	1:10.136	139	37.525	1:08.823	199	1 LAP	1:14.577
139	37.055	1:09.948	139	37.507	1:09.304	112	39.194	1:09.440	193	1 LAP	1:14.626
112	37.773	1:09.967	112	38.559	1:09.638	193	1 LAP	1:12.402	123	45.474	1:19.539
169	39.894	1:11.460	169	41.337	1:10.295	169	43.241	1:10.709	169	45.659	1:11.655
177	46.494	1:09.760	177	47.574	1:09.932	174	49.771	1:10.916	177	50.842	1:10.101
174	47.131	1:09.733	174	47.660	1:09.381	177	49.978	1:11.209	174	50.964	1:10.430
178	47.549	1:10.322	178	47.962	1:09.265	178	50.380	1:11.223	178	51.432	1:10.289
173	47.695	1:09.717	173	48.069	1:09.226	173	50.486	1:11.222	173	51.542	1:10.293

Weather / Track : Cloudy / Dry

Silverstone National
Circuit Length = 1.6390 miles
Start: 13:26 End: 13:49

**BARC Open / Production Sportscar Series inc. Tiger Sportscars
RACE 12 - CLASSIFICATION**

POS	NO	CL	NAME	ENTRY	LAPS	TIME	GAP	DIFF	MPH	BEST	ON
1	2	C	Nick FLOWERS	Westfield SE	18	20:09.686			87.79	1:06.085	13
2	69	TA	Wayne ROTHWELL	Tiger Avon	18	20:13.803	4.117	4.117	87.49	1:06.548	8
3	39	TC	Stewart FENTON	Tiger CAT	18	20:26.373	16.687	12.570	86.60	1:07.410	14
4	77	C	Peter JAMES	Westfield SE	18	20:42.480	32.794	16.107	85.47	1:07.708	17
5	18	C	Harry GORDON-FINLAYSON	Westfield SEW	18	20:43.902	34.216	1.422	85.38	1:07.882	8
6	27	C	John GORDON-FINLAYSON	Westfield SEW	17	20:10.814	1 lap	1 lap	82.84	1:09.576	3
7	84	TB	Keith HARDY	Tiger Avon	17	20:37.585	1 lap	26.771	81.04	1:10.924	12
8	96	TB	Ben KIEFT	Tiger Avon	17	20:38.340	1 lap	0.755	81.00	1:12.002	16
9	25	MB	Paul RODDISON	Mazda MX5 MK3	17	20:42.430	1 lap	4.090	80.73	1:11.961	10
10	24	MB	Jonathan HALLIWELL	Mazda MX5	17	20:49.930	1 lap	7.500	80.24	1:12.355	3

NOT CLASSIFIED

DNF	50	TA	Christopher RANGLES	Tiger CAT	3	3:56.861	15 laps	14 laps	74.73	1:11.485	2
-----	----	----	---------------------	-----------	---	----------	---------	---------	-------	----------	---

FASTEST LAP

2	C	Nick FLOWERS	Westfield SE	13	1:06.085	89.28 mph	143.68 kph
69	TA	Wayne ROTHWELL	Tiger Avon	8	1:06.548	88.66 mph	142.68 kph
39	TC	Stewart FENTON	Tiger CAT	14	1:07.410	87.52 mph	140.86 kph
84	TB	Keith HARDY	Tiger Avon	12	1:10.924	83.19 mph	133.88 kph
25	MB	Paul RODDISON	Mazda MX5 MK3	10	1:11.961	81.99 mph	131.95 kph

Weather / Track : Cloudy / Dry

These results are provisional until the conclusion of any judicial and technical matters.

Silverstone National
Circuit Length = 1.6390 miles
Start: 13:59 End: 14:20

Clerk of Course :	Timekeeper :
-------------------	--------------

BARC Open / Production Sportscar Series inc. Tiger Sportscars

RACE 12 - LAP CHART

Lap 1			Lap 2			Lap 3			Lap 4			Lap 5		
No	Behind	Laptime	No	Behind	Laptime	No	Behind	Laptime	No	Behind	Laptime	No	Behind	Laptime
2		1:10.543	69		1:07.612	69		1:06.789	69		1:06.749	69		1:06.696
69	0.083	1:10.626	2	0.273	1:07.968	2	1.138	1:07.654	2	1.600	1:07.211	2	2.027	1:07.123
39	1.286	1:11.829	39	1.616	1:08.025	39	3.007	1:08.180	39	4.051	1:07.793	39	5.828	1:08.473
18	1.450	1:11.993	18	4.411	1:10.656	18	6.494	1:08.872	18	8.216	1:08.471	18	9.905	1:08.385
27	3.975	1:14.518	77	6.055	1:09.581	77	8.509	1:09.243	77	10.627	1:08.867	77	12.761	1:08.830
77	4.169	1:14.712	27	6.271	1:09.991	27	9.058	1:09.576	27	12.473	1:10.164	27	16.385	1:10.608
50	4.760	1:15.303	50	8.550	1:11.485	25	18.523	1:12.492	25	24.287	1:12.513	96	31.091	1:12.812
96	7.331	1:17.874	96	12.297	1:12.661	24	18.851	1:12.355	24	24.784	1:12.682	25	31.613	1:14.022
25	7.875	1:18.418	25	12.820	1:12.640	96	19.356	1:13.848	96	24.975	1:12.368	24	31.791	1:13.703
24	8.408	1:18.951	24	13.285	1:12.572	84	22.841	1:14.167	84	29.504	1:13.412	84	36.616	1:13.808
84	8.777	1:19.320	84	15.463	1:14.381	50	31.834	1:30.073 P						

Weather / Track : Cloudy / Dry

Silverstone National
Circuit Length = 1.6390 miles
Start: 13:59 End: 14:20

BARC Open / Production Sportscar Series inc. Tiger Sportscars

RACE 12 - LAP CHART

Lap 6			Lap 7			Lap 8			Lap 9			Lap 10		
No	Behind	Laptime	No	Behind	Laptime	No	Behind	Laptime	No	Behind	Laptime	No	Behind	Laptime
69		1:06.589	69		1:07.051	69		1:06.548	69		1:07.277	69		1:06.825
2	2.649	1:07.211	2	2.462	1:06.864	2	2.493	1:06.579	2	2.322	1:07.106	2	2.410	1:06.913
39	7.446	1:08.207	39	8.168	1:07.773	39	9.516	1:07.896	39	9.982	1:07.743	39	11.430	1:08.273
18	11.805	1:08.489	18	13.100	1:08.346	18	14.434	1:07.882	18	15.511	1:08.354	18	16.903	1:08.217
77	15.157	1:08.985	77	16.590	1:08.484	77	19.143	1:09.101	77	21.142	1:09.276	77	23.088	1:08.771
27	20.698	1:10.902	27	24.810	1:11.163	27	28.915	1:10.653	27	32.836	1:11.198	27	37.853	1:11.842
96	37.170	1:12.668	96	42.410	1:12.291	96	48.574	1:12.712	96	53.985	1:12.688	96	59.460	1:12.300
25	37.749	1:12.725	25	43.684	1:12.986	25	49.830	1:12.694	25	54.930	1:12.377	25	1:00.066	1:11.961
24	38.673	1:13.471	24	45.000	1:13.378	24	51.965	1:13.513	24	57.683	1:12.995	84	1:03.455	1:11.442
84	43.283	1:13.256	84	48.364	1:12.132	84	54.349	1:12.533	84	58.838	1:11.766	24	1:04.992	1:14.134

Weather / Track : Cloudy / Dry

Silverstone National
Circuit Length = 1.6390 miles
Start: 13:59 End: 14:20

BARC Open / Production Sportscar Series inc. Tiger Sportscars

RACE 12 - LAP CHART

Lap 11			Lap 12			Lap 13			Lap 14			Lap 15		
No	Behind	Laptime	No	Behind	Laptime	No	Behind	Laptime	No	Behind	Laptime	No	Behind	Laptime
69		1:07.236	69		1:07.180	69		1:07.208	69		1:07.632	2		1:06.954
2	2.001	1:06.827	2	1.250	1:06.429	2	0.127	1:06.085	2	0.006	1:07.511	69	0.925	1:07.885
39	12.027	1:07.833	84	1 LAP	1:12.544	96	1 LAP	1:12.154	96	1 LAP	1:12.318	96	1 LAP	1:12.090
18	17.994	1:08.327	24	1 LAP	1:13.793	25	1 LAP	1:12.641	25	1 LAP	1:12.378	84	1 LAP	1:11.699
77	24.724	1:08.872	39	12.558	1:07.711	84	1 LAP	1:10.924	84	1 LAP	1:11.324	39	13.924	1:08.272
27	42.375	1:11.758	18	18.877	1:08.063	24	1 LAP	1:13.091	39	12.612	1:07.410	25	1 LAP	1:13.355
96	1:04.456	1:12.232	77	26.168	1:08.624	39	12.834	1:07.484	24	1 LAP	1:13.117	18	21.754	1:07.924
25	1:05.417	1:12.587	27	46.669	1:11.474	18	19.938	1:08.269	18	20.790	1:08.484	24	1 LAP	1:13.227
						77	27.223	1:08.263	77	27.977	1:08.386	77	29.239	1:08.222
						27	50.474	1:11.013	27	53.560	1:10.718	27	57.227	1:10.627

Weather / Track : Cloudy / Dry

Silverstone National
 Circuit Length = 1.6390 miles
 Start: 13:59 End: 14:20

BARC Open / Production Sportscar Series inc. Tiger Sportscars
RACE 12 - LAP CHART

Lap 16			Lap 17			Lap 18		
No	Behind	Laptime	No	Behind	Laptime	No	Behind	Laptime
2		1:06.791	2		1:06.822	2		1:07.095
69	2.094	1:07.960	69	2.884	1:07.612	27	1 LAP	1:13.421
39	15.080	1:07.947	39	16.090	1:07.832	69	4.117	1:08.328
84	1 LAP	1:11.357	84	1 LAP	1:11.911	39	16.687	1:07.692
96	1 LAP	1:13.234	96	1 LAP	1:12.002	84	1 LAP	1:11.609
25	1 LAP	1:13.029	18	24.472	1:08.041	96	1 LAP	1:12.088
18	23.253	1:08.290	25	1 LAP	1:12.971	25	1 LAP	1:12.641
24	1 LAP	1:13.064	77	31.685	1:07.708	77	32.794	1:08.204
77	30.799	1:08.351	24	1 LAP	1:12.796	18	34.216	1:16.839
27	1:01.624	1:11.188				24	1 LAP	1:13.088

Weather / Track : Cloudy / Dry

Silverstone National
 Circuit Length = 1.6390 miles
 Start: 13:59 End: 14:20

McMillan Motorsport Caterham Graduate Championship (Classic)

RACE 13 - CLASSIFICATION

POS	NO	CL	NAME	ENTRY	LAPS	TIME	GAP	DIFF	MPH	BEST	ON
1	90		Rowan WILLIAMS	Caterham 7	18	22:24.612			78.98	1:13.572	18
2	73		John PARKER	Caterham 7	18	22:24.675	0.063	0.063	78.98	1:14.011	14
3	98		James RUSSELL	Caterham 7	18	22:25.141	0.529	0.466	78.95	1:13.864	4
4	89		Paul HAWKER	Caterham 7	18	22:25.377	0.765	0.236	78.94	1:13.789	6
5	71		Graeme SMITH	Caterham 7	18	22:25.445	0.833	0.068	78.93	1:13.755	18
6	81		Stu THOMPSON	Caterham 7	18	22:25.813	1.201	0.368	78.91	1:13.532	18
7	75		Justin COX	Caterham 7	18	22:25.916	1.304	0.103	78.91	1:13.774	18
8	77		Andrew SAGAR	Caterham 7	18	22:26.697	2.085	0.781	78.86	1:13.944	6
9	82		Daniel LEWIS	Caterham 7	18	22:26.948	2.336	0.251	78.84	1:13.981	3
10	72		Charles FITZHUGH	Caterham 7	18	22:47.973	23.361	21.025	77.63	1:14.412	2
11	96		Colin JARDINE	Caterham 7	18	22:48.227	23.615	0.254	77.62	1:14.624	6
12	88		Amanda BLACK	Caterham 7	18	22:52.381	27.769	4.154	77.38	1:14.045	13
13	79		Pete CANNARD	Caterham 7	18	22:56.375	31.763	3.994	77.16	1:15.016	3
14	83		Colin ROTHWELL	Caterham 7	18	23:06.024	41.412	9.649	76.62	1:14.953	2
15	84		Sheila MARSHALL	Caterham 7	18	23:07.821	43.209	1.797	76.52	1:16.346	4
16	91		Nigel LIDDELL	Caterham 7	18	23:18.809	54.197	10.988	75.92	1:16.630	5
17	86		Darren GRAINGER	Caterham 7	18	23:20.167	55.555	1.358	75.85	1:16.415	15
18	76		Trevor HARBER	Caterham 7	16	23:20.438	2 laps	2 laps	67.41	1:14.210	6

FASTEST LAP

81	Stu THOMPSON	Caterham 7	18	1:13.532	80.24 mph	129.13 kph
----	--------------	------------	----	----------	-----------	------------

Weather / Track : Cloudy / Dry

These results are provisional until the conclusion of any judicial and technical matters.

Silverstone National

Circuit Length = 1.6390 miles

Start: 14:30 End: 14:54

Clerk of Course :

Timekeeper :

McMillan Motorsport Caterham Graduate Championship (Classic)

RACE 13 - LAP CHART

Lap 1			Lap 2			Lap 3			Lap 4			Lap 5		
No	Behind	Laptime	No	Behind	Laptime	No	Behind	Laptime	No	Behind	Laptime	No	Behind	Laptime
90		1:17.982	73		1:14.133	90		1:14.453	73		1:14.304	90		1:14.546
73	0.204	1:18.186	90	0.079	1:14.416	73	0.104	1:14.636	90	0.131	1:14.539	75	0.063	1:14.125
89	0.630	1:18.612	89	0.518	1:14.225	71	0.386	1:14.185	71	0.216	1:14.238	73	0.370	1:15.047
71	0.732	1:18.714	75	0.633	1:13.791	89	0.782	1:14.796	75	0.615	1:14.127	98	0.536	1:14.143
98	1.104	1:19.086	71	0.733	1:14.338	75	0.896	1:14.795	89	0.823	1:14.449	71	1.039	1:15.500
75	1.179	1:19.161	81	1.023	1:13.857	81	1.230	1:14.739	81	1.038	1:14.216	76	1.562	1:14.367
81	1.503	1:19.485	98	1.236	1:14.469	77	1.467	1:14.468	98	1.070	1:13.864	89	1.579	1:15.433
77	1.888	1:19.870	77	1.531	1:13.980	98	1.614	1:14.910	77	1.640	1:14.581	81	1.687	1:15.326
76	2.017	1:19.999	76	2.003	1:14.323	76	1.872	1:14.401	76	1.872	1:14.408	77	2.000	1:15.037
88	2.580	1:20.562	88	2.480	1:14.237	88	2.000	1:14.052	88	2.021	1:14.429	88	2.085	1:14.741
96	3.108	1:21.090	82	3.020	1:14.009	82	2.469	1:13.981	82	2.463	1:14.402	82	2.509	1:14.723
82	3.348	1:21.330	96	3.690	1:14.919	72	3.717	1:14.447	72	4.454	1:15.145	72	4.737	1:14.960
72	3.727	1:21.709	72	3.802	1:14.412	96	3.814	1:14.656	96	4.556	1:15.150	96	5.109	1:15.230
83	3.950	1:21.932	83	4.566	1:14.953	79	5.663	1:15.016	79	6.679	1:15.424	83	8.011	1:15.525
79	4.339	1:22.321	79	5.179	1:15.177	83	5.858	1:15.824	83	7.163	1:15.713	79	8.051	1:16.049
91	5.826	1:23.808	91	8.580	1:17.091	84	11.069	1:16.837	84	13.007	1:16.346	84	14.701	1:16.371
84	6.141	1:24.123	84	8.764	1:16.960	91	11.682	1:17.634	91	14.012	1:16.738	91	15.965	1:16.630
86	13.089	1:31.071	86	15.691	1:16.939	86	18.416	1:17.257	86	20.963	1:16.955	86	23.380	1:17.094

Weather / Track : Cloudy / Dry

Silverstone National
Circuit Length = 1.6390 miles
Start: 14:30 End: 14:54

McMillan Motorsport Caterham Graduate Championship (Classic)

RACE 13 - LAP CHART

Lap 6			Lap 7			Lap 8			Lap 9			Lap 10		
No	Behind	Laptime	No	Behind	Laptime	No	Behind	Laptime	No	Behind	Laptime	No	Behind	Laptime
75		1:14.161	90		1:14.153	90		1:15.055	90		1:14.691	90		1:14.648
90	0.137	1:14.361	98	0.015	1:14.026	75	0.086	1:14.877	98	0.065	1:14.531	71	0.056	1:14.288
98	0.279	1:13.967	75	0.264	1:14.554	98	0.225	1:15.265	75	0.253	1:14.858	75	0.206	1:14.601
73	0.518	1:14.372	73	0.644	1:14.416	73	0.518	1:14.929	71	0.416	1:14.406	98	0.546	1:15.129
71	0.894	1:14.079	71	0.953	1:14.349	71	0.701	1:14.803	73	0.710	1:14.883	73	0.682	1:14.620
89	1.144	1:13.789	89	1.482	1:14.628	89	1.234	1:14.807	89	1.090	1:14.547	81	1.103	1:14.446
81	1.484	1:14.021	77	1.993	1:14.563	77	1.436	1:14.498	81	1.305	1:14.306	89	1.409	1:14.967
76	1.548	1:14.210	81	2.134	1:14.940	81	1.690	1:14.611	77	1.640	1:14.895	82	1.740	1:14.178
77	1.720	1:13.944	76	2.623	1:15.365	82	2.318	1:14.662	88	2.115	1:14.427	88	1.806	1:14.339
82	2.344	1:14.059	82	2.711	1:14.657	88	2.379	1:14.460	82	2.210	1:14.583	77	2.455	1:15.463
88	2.403	1:14.542	88	2.974	1:14.861	72	7.172	1:16.065	72	8.203	1:15.722	72	9.734	1:16.179
72	5.305	1:14.792	72	6.162	1:15.147	96	7.535	1:16.240	96	9.064	1:16.220	96	10.299	1:15.883
96	5.509	1:14.624	96	6.350	1:15.131	79	12.106	1:16.069	79	13.655	1:16.240	79	15.851	1:16.844
79	9.709	1:15.882	79	11.092	1:15.673	83	12.634	1:16.207	83	15.269	1:17.326	83	17.720	1:17.099
83	10.377	1:16.590	83	11.482	1:15.395	76	18.123	1:30.555 P	84	23.205	1:16.582	84	25.589	1:17.032
84	17.065	1:16.588	84	19.436	1:16.661	84	21.314	1:16.933	91	26.465	1:17.516	91	29.287	1:17.470
91	18.557	1:16.816	91	21.415	1:17.148	91	23.640	1:17.280	86	34.761	1:17.451	86	36.934	1:16.821
86	26.463	1:17.307	86	29.330	1:17.157	86	32.001	1:17.726						

Weather / Track : Cloudy / Dry

Silverstone National
Circuit Length = 1.6390 miles
Start: 14:30 End: 14:54

McMillan Motorsport Caterham Graduate Championship (Classic)

RACE 13 - LAP CHART

Lap 11			Lap 12			Lap 13			Lap 14			Lap 15		
No	Behind	Laptime	No	Behind	Laptime	No	Behind	Laptime	No	Behind	Laptime	No	Behind	Laptime
90		1:14.495	71		1:14.288	71		1:14.523	90		1:14.059	90		1:14.846
98	0.146	1:14.095	90	0.018	1:14.626	90	0.403	1:14.908	98	0.074	1:13.957	73	0.019	1:14.313
71	0.320	1:14.759	75	0.199	1:14.257	98	0.579	1:14.752	71	0.200	1:14.662	98	0.465	1:15.237
75	0.550	1:14.839	98	0.350	1:14.812	75	0.654	1:14.978	75	0.535	1:14.343	71	0.569	1:15.215
81	0.843	1:14.235	81	0.710	1:14.475	81	0.803	1:14.616	73	0.552	1:14.011	89	0.834	1:14.719
73	1.020	1:14.833	73	0.826	1:14.414	88	0.971	1:14.045	89	0.961	1:14.062	75	0.906	1:15.217
89	1.365	1:14.451	89	1.135	1:14.378	73	1.003	1:14.700	88	1.191	1:14.682	88	1.059	1:14.714
82	1.835	1:14.590	88	1.449	1:14.066	89	1.361	1:14.749	82	1.740	1:14.493	81	1.336	1:14.336
88	1.991	1:14.680	82	1.838	1:14.611	82	1.709	1:14.394	81	1.846	1:15.505	77	1.822	1:14.424
77	2.117	1:14.157	77	2.377	1:14.868	77	1.835	1:13.981	77	2.244	1:14.871	82	1.843	1:14.949
72	11.286	1:16.047	72	12.882	1:16.204	72	14.186	1:15.827	72	15.884	1:16.160	72	17.201	1:16.163
96	11.489	1:15.685	96	13.093	1:16.212	96	14.589	1:16.019	96	16.079	1:15.952	96	17.424	1:16.191
79	18.051	1:16.695	79	19.698	1:16.255	79	21.541	1:16.366	79	23.417	1:16.338	79	24.786	1:16.215
83	21.242	1:18.017	83	24.160	1:17.526	83	27.180	1:17.543	83	30.166	1:17.448	83	32.620	1:17.300
84	27.741	1:16.647	84	29.759	1:16.626	84	32.045	1:16.809	84	34.536	1:16.953	84	36.444	1:16.754
91	32.138	1:17.346	91	34.925	1:17.395	91	37.946	1:17.544	91	41.368	1:17.884	91	44.509	1:17.987
86	39.378	1:16.939	86	41.399	1:16.629	86	43.753	1:16.877	86	46.018	1:16.727	86	47.587	1:16.415
76	2 LAPS	4:11.188 P	76	2 LAPS	1:16.108	76	2 LAPS	1:16.413	76	2 LAPS	1:15.996	76	2 LAPS	1:16.440

Weather / Track : Cloudy / Dry

Silverstone National
Circuit Length = 1.6390 miles
Start: 14:30 End: 14:54

McMillan Motorsport Caterham Graduate Championship (Classic)

RACE 13 - LAP CHART

Lap 16			Lap 17			Lap 18		
No	Behind	Laptime	No	Behind	Laptime	No	Behind	Laptime
90		1:14.527	73		1:14.215	90		1:13.572
73	0.137	1:14.645	90	0.383	1:14.735	73	0.063	1:14.018
98	0.383	1:14.445	98	0.486	1:14.455	98	0.529	1:13.998
89	0.778	1:14.471	89	0.859	1:14.433	89	0.765	1:13.861
88	0.866	1:14.334	71	1.033	1:14.488	71	0.833	1:13.755
71	0.897	1:14.855	75	1.485	1:14.765	81	1.201	1:13.532
75	1.072	1:14.693	81	1.624	1:14.691	75	1.304	1:13.774
81	1.285	1:14.476	77	1.753	1:14.670	77	2.085	1:14.287
77	1.435	1:14.140	82	2.071	1:14.537	82	2.336	1:14.220
82	1.886	1:14.570	72	21.494	1:16.974	72	23.361	1:15.822
72	18.872	1:16.198	96	22.045	1:17.361	96	23.615	1:15.525
96	19.036	1:16.139	88	25.669	1:39.155	88	27.769	1:16.055
79	26.535	1:16.276	79	29.013	1:16.830	79	31.763	1:16.705
83	35.415	1:17.322	83	38.256	1:17.193	83	41.412	1:17.111
84	38.343	1:16.426	84	40.587	1:16.596	84	43.209	1:16.577
91	47.810	1:17.828	91	50.752	1:17.294	91	54.197	1:17.400
86	49.921	1:16.861	86	52.174	1:16.605	86	55.555	1:17.336
76	2 LAPS	1:16.124	76	2 LAPS	1:15.455	76	2 LAPS	1:15.086

Weather / Track : Cloudy / Dry

Silverstone National
Circuit Length = 1.6390 miles
Start: 14:30 End: 14:54

Kumho BMW Championship

RACE 14 - CLASSIFICATION

POS	NO	CL	NAME	ENTRY	LAPS	TIME	GAP	DIFF	MPH	BEST	ON
1	2	A	Garrie WHITTAKER	BMW E36 M3	19	20:24.273			91.57	1:03.559	5
2	14	A	Colin WELLS	BMW M3	19	20:54.042	29.769	29.769	89.39	1:05.000	3
3	10	A	Ian CRISP	BMW E36 M3 EVO	19	21:09.840	45.567	15.798	88.28	1:04.975	5
4	8	A	Graham HEARD	BMW 3 Series	19	21:11.498	47.225	1.658	88.16	1:05.676	17
5	4	A	Colin WHITMORE	BMW M3	18	20:33.563	1 lap	1 lap	86.09	1:07.779	3
6	29	B	Mark SMITH	BMW E90 M3	18	20:38.337	1 lap	4.774	85.76	1:07.889	8
7	41	B	Stuart LAWS	BMW E36 M3	18	20:48.318	1 lap	9.981	85.07	1:07.326	5
8	32	B	Rodger CARD	BMW E30 M3	18	20:49.974	1 lap	1.656	84.96	1:07.552	4
9	55	C	Simon HUDSON	BMW E30	18	21:18.235	1 lap	28.261	83.08	1:09.947	14
10	27	B	Evelyne BUANIC	BMW E36 M3	17	20:25.184	2 laps	1 lap	81.87	1:10.661	16
11	88	D	Paul BELLAMY	BMW 318is	17	20:56.014	2 laps	30.830	79.86	1:12.651	14
12	79	D	Karl SKITT	BMW 318 Compact	17	21:02.938	2 laps	6.924	79.42	1:12.700	9
13	78	D	Darren FIELDING	BMW 318 Compact	17	21:03.871	2 laps	0.933	79.36	1:12.824	14
14	81	D	Richard BACON	BMW E36 318i	17	21:22.668	2 laps	18.797	78.20	1:13.881	14
15	83	D	Matthew FIELDING	BMW 318 Coupe	17	21:23.949	2 laps	1.281	78.12	1:13.141	8
16	50	C	Peter MILLER	BMW E36 328i	17	21:29.835	2 laps	5.886	77.76	1:13.506	11
17	86	D	Devin GROSSE	BMW 318i	16	20:26.429	3 laps	1 lap	76.97	1:15.185	12
18	28	B	Adrian GILBERT	BMW E36 M3	16	20:28.956	3 laps	2.527	76.81	1:13.787	3
19	70	D	Robert SALISBURY	BMW 318is	16	20:29.199	3 laps	0.243	76.80	1:14.776	14
20	77	D	John BRABBIN	BMW 318	16	20:30.145	3 laps	0.946	76.74	1:14.715	16
21	74	D	Ralph KIRK	BMW 318is	16	20:41.670	3 laps	11.525	76.03	1:15.187	3
22	69	D	James FORD	BMW E36 318ti	16	20:45.119	3 laps	3.449	75.82	1:15.307	10
23	76	D	Douglas SIMMEN	BMW 318is	15	21:09.833	4 laps	1 lap	69.69	1:21.125	13

NOT CLASSIFIED

DNF	84	D	Philip GRAYSON	BMW 318is	8	12:06.707	11 laps	7 laps	64.95	1:15.349	3
DNF	11	A	David KEMPTON	BMW E36 M3	0						
DNF	73	D	John JONES	BMW 318is	0						

FASTEST LAP

2	A	Garrie WHITTAKER	BMW E36 M3	5	1:03.559	92.83 mph	149.40 kph
41	B	Stuart LAWS	BMW E36 M3	5	1:07.326	87.63 mph	141.04 kph
55	C	Simon HUDSON	BMW E30	14	1:09.947	84.35 mph	135.75 kph
88	D	Paul BELLAMY	BMW 318is	14	1:12.651	81.21 mph	130.70 kph

Weather / Track : Cloudy / Dry

These results are provisional until the conclusion of any judicial and technical matters.

Silverstone National
Circuit Length = 1.6390 miles
Start: 15:05 End: 15:27

Clerk of Course :	Timekeeper :
-------------------	--------------

Kumho BMW Championship
RACE 14 - LAP CHART

Lap 1			Lap 2			Lap 3			Lap 4			Lap 5		
No	Behind	Laptime	No	Behind	Laptime	No	Behind	Laptime	No	Behind	Laptime	No	Behind	Laptime
2		1:07.587	2		1:04.029	2		1:03.663	2		1:03.677	2		1:03.559
14	3.841	1:11.428	14	5.230	1:05.418	14	6.567	1:05.000	14	8.507	1:05.617	14	10.591	1:05.643
4	5.164	1:12.751	8	8.362	1:06.195	8	12.546	1:07.847	76	1 LAP	1:23.782	10	17.056	1:04.975
8	6.196	1:13.783	4	9.489	1:08.354	4	13.605	1:07.779	10	15.640	1:05.509	8	19.143	1:06.501
29	6.773	1:14.360	29	11.203	1:08.459	10	13.808	1:06.021	8	16.201	1:07.332	4	23.335	1:08.607
10	10.005	1:17.592	10	11.450	1:05.474	29	16.219	1:08.679	4	18.287	1:08.359	29	26.085	1:08.895
55	10.244	1:17.831	55	17.154	1:10.939	55	23.808	1:10.317	29	20.749	1:08.207	76	1 LAP	1:24.576
27	12.146	1:19.733	27	19.398	1:11.281	27	26.471	1:10.736	55	30.304	1:10.173	32	36.244	1:07.646
88	13.286	1:20.873	88	22.052	1:12.795	32	28.282	1:07.899	32	32.157	1:07.552	55	37.233	1:10.488
79	14.167	1:21.754	32	24.046	1:08.312	41	30.425	1:08.250	41	34.571	1:07.823	41	38.338	1:07.326
78	15.280	1:22.867	79	24.273	1:14.135	88	32.145	1:13.756	27	35.282	1:12.488	27	43.653	1:11.930
86	16.751	1:24.338	41	25.838	1:07.500	79	34.460	1:13.850	88	41.159	1:12.691	88	50.526	1:12.926
28	18.433	1:26.020	78	26.236	1:14.985	78	35.880	1:13.307	79	44.748	1:13.965	79	54.946	1:13.757
32	19.763	1:27.350	86	28.951	1:16.229	28	39.209	1:13.787	78	45.729	1:13.526	78	55.464	1:13.294
77	19.924	1:27.511	28	29.085	1:14.681	86	41.943	1:16.655	28	49.662	1:14.130	28	1:00.220	1:14.117
84	20.889	1:28.476	77	32.527	1:16.632	81	44.438	1:14.790	86	54.407	1:16.141			
81	21.314	1:28.901	81	33.311	1:16.026	77	45.066	1:16.202	81	55.882	1:15.121			
74	22.120	1:29.707	84	34.039	1:17.179	84	45.725	1:15.349	77	57.243	1:15.854			
41	22.367	1:29.954	74	34.658	1:16.567	74	46.182	1:15.187	84	57.743	1:15.695			
70	22.692	1:30.279	70	34.882	1:16.219	50	46.752	1:15.223	50	58.704	1:15.629			
83	22.903	1:30.490	50	35.192	1:15.953	70	47.874	1:16.655	74	58.704	1:16.199			
50	23.268	1:30.855	83	35.698	1:16.824	83	48.162	1:16.127	70	59.450	1:15.253			
69	24.688	1:32.275	69	36.961	1:16.302	69	49.677	1:16.379	83	59.599	1:15.114			
76	33.326	1:40.913	76	54.097	1:24.800				69	1:02.183	1:16.183			

Weather / Track : Cloudy / Dry

Silverstone National
Circuit Length = 1.6390 miles
Start: 15:05 End: 15:27

Kumho BMW Championship
RACE 14 - LAP CHART

Lap 6			Lap 7			Lap 8			Lap 9			Lap 10		
No	Behind	Laptime	No	Behind	Laptime	No	Behind	Laptime	No	Behind	Laptime	No	Behind	Laptime
2		1:05.988	2		1:04.128	2		1:03.991	2		1:03.824	2		1:03.871
81	1 LAP	1:14.771	28	1 LAP	1:13.791	88	1 LAP	1:13.266	88	1 LAP	1:12.985	27	1 LAP	1:11.668
86	1 LAP	1:16.476	14	11.489	1:05.286	76	2 LAPS	1:23.694	14	14.661	1:05.700	14	16.612	1:05.822
77	1 LAP	1:15.974	81	1 LAP	1:14.972	79	1 LAP	1:13.810	78	1 LAP	1:13.686	88	1 LAP	1:13.162
84	1 LAP	1:15.880	86	1 LAP	1:15.822	78	1 LAP	1:14.284	79	1 LAP	1:14.513	78	1 LAP	1:12.980
50	1 LAP	1:15.774	77	1 LAP	1:15.444	14	12.785	1:05.287	28	1 LAP	1:13.940	79	1 LAP	1:12.700
74	1 LAP	1:16.700	84	1 LAP	1:15.477	28	1 LAP	1:13.953	76	2 LAPS	1:23.243	8	31.103	1:06.421
70	1 LAP	1:16.068	50	1 LAP	1:15.167	10	18.549	1:05.410	8	28.553	1:06.344	10	34.452	1:06.845
83	1 LAP	1:15.920	83	1 LAP	1:14.174	81	1 LAP	1:14.431	10	31.478	1:16.753	28	1 LAP	1:14.399
14	10.331	1:05.728	10	17.130	1:04.983	86	1 LAP	1:15.669	81	1 LAP	1:14.145	76	2 LAPS	1:21.942
69	1 LAP	1:21.191	74	1 LAP	1:16.524	8	26.033	1:07.898	83	1 LAP	1:13.141	81	1 LAP	1:14.155
10	16.275	1:05.207	70	1 LAP	1:16.987	83	1 LAP	1:15.215	86	1 LAP	1:16.618	4	42.999	1:08.440
8	19.608	1:06.453	8	22.126	1:06.646	50	1 LAP	1:16.625	4	38.430	1:08.035	29	46.958	1:08.496
4	25.513	1:08.166	69	1 LAP	1:17.669	74	1 LAP	1:16.004	50	1 LAP	1:14.363	83	1 LAP	1:15.222
29	28.457	1:08.360	4	29.689	1:08.304	70	1 LAP	1:16.689	29	42.333	1:09.882	86	1 LAP	1:16.269
32	39.019	1:08.763	29	32.377	1:08.048	4	34.219	1:08.521	70	1 LAP	1:17.300	50	1 LAP	1:14.634
41	39.915	1:07.565	41	43.506	1:07.719	77	1 LAP	1:24.260	77	1 LAP	1:16.170	41	56.551	1:08.162
55	42.165	1:10.920	32	43.613	1:08.722	29	36.275	1:07.889	74	1 LAP	1:25.176	32	56.950	1:08.051
76	1 LAP	1:23.914	55	48.588	1:10.551	69	1 LAP	1:16.811	41	52.260	1:08.217	70	1 LAP	1:15.974
27	49.694	1:12.029	27	56.296	1:10.730	84	1 LAP	1:31.188 P	32	52.770	1:08.238	77	1 LAP	1:15.777
88	57.697	1:13.159				41	47.867	1:08.352	69	1 LAP	1:16.942	74	1 LAP	1:16.739
78	1:03.216	1:13.740				32	48.356	1:08.734	55	1:02.101	1:11.045			
79	1:03.512	1:14.554				55	54.880	1:10.283						
						27	1:03.805	1:11.500						

Weather / Track : Cloudy / Dry

Silverstone National
 Circuit Length = 1.6390 miles
 Start: 15:05 End: 15:27

Kumho BMW Championship

RACE 14 - LAP CHART

Lap 11			Lap 12			Lap 13			Lap 14			Lap 15		
No	Behind	Laptime	No	Behind	Laptime	No	Behind	Laptime	No	Behind	Laptime	No	Behind	Laptime
2		1:04.729	2		1:04.213	2		1:06.268	2		1:04.404	2		1:04.050
69	2 LAPS	1:15.503	70	2 LAPS	1:15.121	32	1 LAP	1:09.193	28	2 LAPS	1:14.922	79	2 LAPS	1:13.411
55	1 LAP	1:10.861	77	2 LAPS	1:15.376	83	2 LAPS	1:15.533	41	1 LAP	1:08.457	78	2 LAPS	1:13.943
27	1 LAP	1:11.353	55	1 LAP	1:10.534	50	2 LAPS	1:13.506	32	1 LAP	1:08.280	41	1 LAP	1:08.449
14	17.247	1:05.364	74	2 LAPS	1:15.449	86	2 LAPS	1:16.086	81	2 LAPS	1:14.163	32	1 LAP	1:08.731
84	3 LAPS	2:47.463	69	2 LAPS	1:15.307	70	2 LAPS	1:15.647	83	2 LAPS	1:13.327	28	2 LAPS	1:17.607
88	1 LAP	1:12.696	14	18.723	1:05.689	55	1 LAP	1:10.685	50	2 LAPS	1:16.617	81	2 LAPS	1:14.138
8	32.706	1:06.332	27	1 LAP	1:12.513	77	2 LAPS	1:15.799	86	2 LAPS	1:15.185	83	2 LAPS	1:13.817
10	35.614	1:05.891	8	35.729	1:07.236	76	3 LAPS	1:24.461	14	19.806	1:05.901	14	21.429	1:05.673
78	1 LAP	1:14.279	10	37.018	1:05.617	14	18.309	1:05.854	55	1 LAP	1:10.790	50	2 LAPS	1:13.940
79	1 LAP	1:14.118	88	1 LAP	1:15.724	74	2 LAPS	1:16.910	70	2 LAPS	1:15.526	55	1 LAP	1:09.947
28	1 LAP	1:14.740	78	1 LAP	1:13.335	69	2 LAPS	1:17.767	77	2 LAPS	1:15.125	86	2 LAPS	1:16.482
4	46.691	1:08.421	79	1 LAP	1:13.274	27	1 LAP	1:12.069	74	2 LAPS	1:16.248	70	2 LAPS	1:15.503
29	50.452	1:08.223	4	51.003	1:08.525	8	35.994	1:06.533	69	2 LAPS	1:15.689	77	2 LAPS	1:15.094
81	1 LAP	1:15.168	29	54.468	1:08.229	10	36.450	1:05.700	27	1 LAP	1:11.403	10	39.458	1:05.708
83	1 LAP	1:13.809	28	1 LAP	1:16.572	88	1 LAP	1:13.719	10	37.800	1:05.754	8	39.881	1:05.815
50	1 LAP	1:14.223	81	1 LAP	1:14.332	4	52.746	1:08.011	8	38.116	1:06.526	27	1 LAP	1:12.313
41	1:00.841	1:09.019	41	1:05.576	1:08.948	79	1 LAP	1:14.500	76	3 LAPS	1:26.451	74	2 LAPS	1:16.166
86	1 LAP	1:15.717				78	1 LAP	1:14.840	4	56.930	1:08.588	69	2 LAPS	1:17.560
32	1:01.357	1:09.136				29	56.325	1:08.125	88	1 LAP	1:14.669	76	3 LAPS	1:21.711
76	2 LAPS	1:24.428							29	1:00.637	1:08.716	4	1:01.243	1:08.363

Weather / Track : Cloudy / Dry

Silverstone National
Circuit Length = 1.6390 miles
Start: 15:05 End: 15:27

Kumho BMW Championship
RACE 14 - LAP CHART

Lap 16			Lap 17			Lap 18			Lap 19		
No	Behind	Laptime	No	Behind	Laptime	No	Behind	Laptime	No	Behind	Laptime
2		1:04.201	2		1:03.920	2		1:04.214	2		1:03.957
29	1 LAP	1:08.165	4	1 LAP	1:08.331	74	3 LAPS	1:15.607	27	2 LAPS	1:11.383
88	2 LAPS	1:12.651	29	1 LAP	1:08.311	4	1 LAP	1:07.989	86	3 LAPS	1:16.414
79	2 LAPS	1:13.148	76	4 LAPS	1:21.125	69	3 LAPS	1:16.739	28	3 LAPS	1:24.496
78	2 LAPS	1:12.824	88	2 LAPS	1:13.153	29	1 LAP	1:08.778	70	3 LAPS	1:15.740
41	1 LAP	1:08.070	41	1 LAP	1:08.636	41	1 LAP	1:07.955	77	3 LAPS	1:14.715
32	1 LAP	1:07.781	32	1 LAP	1:09.300	32	1 LAP	1:07.923	4	1 LAP	1:08.019
14	23.196	1:05.968	78	2 LAPS	1:13.598	88	2 LAPS	1:14.178	29	1 LAP	1:08.515
81	2 LAPS	1:13.881	79	2 LAPS	1:14.196	76	4 LAPS	1:22.896	74	3 LAPS	1:16.599
28	2 LAPS	1:18.443	14	25.670	1:06.394	14	28.061	1:06.605	69	3 LAPS	1:16.198
83	2 LAPS	1:13.990	81	2 LAPS	1:13.904	78	2 LAPS	1:13.589	41	1 LAP	1:07.916
50	2 LAPS	1:13.656	83	2 LAPS	1:13.634	79	2 LAPS	1:13.565	32	1 LAP	1:08.363
55	1 LAP	1:10.812	55	1 LAP	1:10.535	10	43.678	1:05.585	14	29.769	1:05.665
10	40.645	1:05.388	10	42.307	1:05.582	8	45.115	1:05.891	88	2 LAPS	1:13.611
8	41.682	1:06.002	8	43.438	1:05.676	55	1 LAP	1:10.438	79	2 LAPS	1:13.688
86	2 LAPS	1:16.335	50	2 LAPS	1:15.623	81	2 LAPS	1:15.735	78	2 LAPS	1:14.794
70	2 LAPS	1:14.776	28	2 LAPS	1:23.358	83	2 LAPS	1:14.353	76	4 LAPS	1:21.897
77	2 LAPS	1:15.316	86	2 LAPS	1:15.993	50	2 LAPS	1:14.048	10	45.567	1:05.846
27	1 LAP	1:11.394	70	2 LAPS	1:15.462				8	47.225	1:06.067
74	2 LAPS	1:15.888	27	1 LAP	1:10.661				55	1 LAP	1:11.086
69	2 LAPS	1:16.604	77	2 LAPS	1:14.896				81	2 LAPS	1:14.035
									83	2 LAPS	1:13.259
									50	2 LAPS	1:13.999

Weather / Track : Cloudy / Dry

Silverstone National
 Circuit Length = 1.6390 miles
 Start: 15:05 End: 15:27

Lackford Engineering Austin Healey Club Championship

RACE 15 - CLASSIFICATION

POS	NO	CL	NAME	ENTRY	LAPS	TIME	GAP	DIFF	MPH	BEST	ON
1	17	B	David GRACE	Austin Healey 3000 Mk1	18	20:47.674			85.12	1:08.604	12
2	1	B	David SMITHIES	Austin Healey 3000	18	21:10.611	22.937	22.937	83.58	1:08.883	5
3	16	B	Eric WOOLLEY	Austin Healey 3000 Sebring	18	21:12.036	24.362	1.425	83.49	1:09.855	4
4	98	B	Paul CAMPFIELD	Austin Healey Sprite Frogeye MK1	18	21:21.748	34.074	9.712	82.86	1:09.836	8
5	19	B	Peter GRANT	Austin Healey 3000	18	21:24.794	37.120	3.046	82.66	1:10.649	18
6	12	E	Drew CAMERON	Austin Healey Frogeye Sprite	18	21:57.402	1:09.728	32.608	80.61	1:12.135	9
7	8	D	William HARRIS	Austin Healey Sprite	17	21:05.746	1 lap	1 lap	79.24	1:13.026	9
8	27	D	Neil CAMERON	Austin Healey Arkley Sprite	17	21:11.654	1 lap	5.908	78.87	1:12.503	14
9	3	D	Nigel LACKFORD	Austin Healey Sprite	17	21:28.556	1 lap	16.902	77.84	1:14.226	12

NOT CLASSIFIED

DNF	26	D	Brian BEDFORD	Austin Healey SPRITE	16	20:30.957	2 laps	1 lap	76.69	1:14.218	12
DNF	25	B	Tom WALKER	Austin Healey 3000 Mk1	6	7:37.395	12 laps	10 laps	77.39	1:14.369	3
DNF	57	E	Robin LACKFORD	Austin Healey Frogeye Sprite	0						

FASTEST LAP

17	B	David GRACE	Austin Healey 3000 Mk1	12	1:08.604	86.00 mph	138.41 kph
12	E	Drew CAMERON	Austin Healey Frogeye Sprite	9	1:12.135	81.79 mph	131.63 kph
27	D	Neil CAMERON	Austin Healey Arkley Sprite	14	1:12.503	81.38 mph	130.96 kph

Weather / Track : Cloudy / Dry

These results are provisional until the conclusion of any judicial and technical matters.

Silverstone National
Circuit Length = 1.6390 miles
Start: 15:40 End: 16:02

Clerk of Course :		Timekeeper :	
-------------------	--	--------------	--

Lackford Engineering Austin Healey Club Championship
RACE 15 - LAP CHART

Lap 1			Lap 2			Lap 3			Lap 4			Lap 5		
No	Behind	Laptime	No	Behind	Laptime	No	Behind	Laptime	No	Behind	Laptime	No	Behind	Laptime
17		1:13.636	17		1:08.936	17		1:09.234	17		1:08.822	17		1:08.868
19	2.726	1:16.362	16	4.337	1:10.408	16	5.232	1:10.129	16	6.265	1:09.855	16	7.526	1:10.129
16	2.865	1:16.501	19	5.689	1:11.899	98	7.861	1:11.029	98	9.427	1:10.388	98	10.701	1:10.142
98	4.320	1:17.956	98	6.066	1:10.682	19	8.310	1:11.855	19	10.514	1:11.026	19	13.024	1:11.378
12	5.490	1:19.126	12	9.354	1:12.800	1	12.873	1:10.235	1	13.468	1:09.417	1	13.483	1:08.883
8	7.488	1:21.124	1	11.872	1:11.636	12	14.077	1:13.957	12	18.324	1:13.069	12	22.358	1:12.902
25	8.781	1:22.417	8	13.683	1:15.131	8	18.924	1:14.475	8	25.088	1:14.986	8	31.126	1:14.906
1	9.172	1:22.808	25	15.369	1:15.524	25	20.504	1:14.369	25	26.066	1:14.384	27	31.844	1:13.811
26	10.070	1:23.706	27	16.640	1:14.965	27	21.498	1:14.092	27	26.901	1:14.225	25	32.084	1:14.886
27	10.611	1:24.247	26	17.096	1:15.962	26	22.403	1:14.541	3	28.501	1:14.712	3	34.630	1:14.997
3	11.334	1:24.970	3	17.225	1:14.827	3	22.611	1:14.620	26	28.661	1:15.080	26	34.811	1:15.018

Weather / Track : Cloudy / Dry

Silverstone National
 Circuit Length = 1.6390 miles
 Start: 15:40 End: 16:02

**Lackford Engineering Austin Healey Club Championship
RACE 15 - LAP CHART**

Lap 6			Lap 7			Lap 8			Lap 9			Lap 10		
No	Behind	Laptime	No	Behind	Laptime	No	Behind	Laptime	No	Behind	Laptime	No	Behind	Laptime
17		1:08.805	17		1:08.767	17		1:09.075	17		1:09.024	17		1:08.802
16	9.004	1:10.283	16	10.765	1:10.528	16	11.786	1:10.096	16	13.771	1:11.009	16	15.149	1:10.180
98	12.322	1:10.426	1	14.812	1:09.685	1	14.930	1:09.193	1	15.218	1:09.312	1	15.420	1:09.004
1	13.894	1:09.216	98	15.555	1:12.000	98	16.316	1:09.836	98	17.482	1:10.190	98	19.325	1:10.645
19	15.349	1:11.130	19	17.374	1:10.792	19	19.327	1:11.028	19	21.116	1:10.813	19	22.964	1:10.650
12	26.488	1:12.935	12	30.250	1:12.529	12	33.648	1:12.473	12	36.759	1:12.135	12	40.161	1:12.204
8	36.280	1:13.959	8	41.733	1:14.220	8	46.543	1:13.885	8	50.545	1:13.026	8	55.282	1:13.539
27	36.691	1:13.652	27	42.614	1:14.690	27	47.290	1:13.751	27	51.550	1:13.284	27	55.917	1:13.169
25	39.094	1:15.815	26	46.526	1:14.574	26	52.412	1:14.961	26	58.268	1:14.880	26	1:04.350	1:14.884
3	40.612	1:14.787	3	46.726	1:14.881	3	52.617	1:14.966	3	58.511	1:14.918	3	1:04.528	1:14.819
26	40.719	1:14.713												

Weather / Track : Cloudy / Dry

Silverstone National
Circuit Length = 1.6390 miles
Start: 15:40 End: 16:02

Lackford Engineering Austin Healey Club Championship
RACE 15 - LAP CHART

Lap 11			Lap 12			Lap 13			Lap 14			Lap 15		
No	Behind	Laptime	No	Behind	Laptime	No	Behind	Laptime	No	Behind	Laptime	No	Behind	Laptime
17		1:08.886	17		1:08.604	17		1:08.951	17		1:09.623	17		1:09.045
1	16.469	1:09.935	26	1 LAP	1:15.007	26	1 LAP	1:14.218	27	1 LAP	1:14.275	8	1 LAP	1:13.619
16	17.246	1:10.983	3	1 LAP	1:15.100	3	1 LAP	1:14.226	26	1 LAP	1:14.396	27	1 LAP	1:12.503
98	20.963	1:10.524	1	18.111	1:10.246	1	19.492	1:10.332	3	1 LAP	1:14.499	26	1 LAP	1:16.059
19	24.838	1:10.760	16	19.136	1:10.494	16	20.529	1:10.344	1	19.173	1:09.304	3	1 LAP	1:15.968
12	43.575	1:12.300	98	23.288	1:10.929	98	24.693	1:10.356	16	21.027	1:10.121	1		19.658
8	59.910	1:13.514	19	27.449	1:11.215	19	29.179	1:10.681	98	26.225	1:11.155	16		22.015
27	1:00.277	1:13.246	12	47.440	1:12.469	12	50.786	1:12.297	19	30.504	1:10.948	98		28.250
			8	1:04.848	1:13.542	8	1:09.490	1:13.593	12	53.738	1:12.575	19		32.450
			27	1:05.604	1:13.931							12		57.235

Weather / Track : Cloudy / Dry

Silverstone National
 Circuit Length = 1.6390 miles
 Start: 15:40 End: 16:02

**Lackford Engineering Austin Healey Club Championship
RACE 15 - LAP CHART**

Lap 16			Lap 17			Lap 18		
No	Behind	Laptime	No	Behind	Laptime	No	Behind	Laptime
17		1:09.428	17		1:09.770	17		1:09.398
8	1 LAP	1:13.168	8	1 LAP	1:13.516	8	1 LAP	1:15.543
27	1 LAP	1:13.361	27	1 LAP	1:15.153	1	22.937	1:10.697
1	21.010	1:10.780	1	21.638	1:10.398	27	1 LAP	1:19.299
16	23.338	1:10.751	16	23.600	1:10.032	16	24.362	1:10.160
3	1 LAP	1:17.024	98	31.818	1:11.373	98	34.074	1:11.654
26	1 LAP	1:17.393	3	1 LAP	1:16.454	19	37.120	1:10.649
98	30.215	1:11.393	19	35.869	1:11.563	3	1 LAP	1:16.788
19	34.076	1:11.054	26	1 LAP	1:35.565	12	1:09.728	1:14.187
12	1:01.668	1:13.861	12	1:04.939	1:13.041			

Weather / Track : Cloudy / Dry

Silverstone National
Circuit Length = 1.6390 miles
Start: 15:40 End: 16:02

Honda V-Tec Challenge

RACE 16 - CLASSIFICATION

POS	NO	CL	NAME	ENTRY	LAPS	TIME	GAP	DIFF	MPH	BEST	ON
1	24	A	Richard VOADEN	Honda Integra	14	15:54.972			86.50	1:07.341	3
2	9	T	Charlie BUTLER-HENDERSON	Honda Civic EP3	14	15:58.734	3.762	3.762	86.16	1:07.787	10
3	7	T	Robin DUXBURY	Honda Civic EP3	14	16:12.271	17.299	13.537	84.96	1:08.728	14
4	70	D	Kris DUNLOP	Honda Civic EG	14	16:14.942	19.970	2.671	84.72	1:08.839	7
5	85	C	Stewart HUTCHINSON	Honda Integra Type R	14	16:20.281	25.309	5.339	84.26	1:09.202	13
6	10	D	Gareth BROADBENT	Honda CRX	14	16:30.876	35.904	10.595	83.36	1:10.149	10
7	8	T	Mark CHESE	Honda Civic EP3	14	16:49.817	54.845	18.941	81.80	1:10.589	8
8	42	B	Rick ROWLES	Honda Civic Type R	14	16:52.482	57.510	2.665	81.58	1:10.599	8
9	11	D	Dave ROBERTS	Honda CRX	13	15:56.416	1 lap	1 lap	80.20	1:12.402	13

FASTEST LAP

24	A	Richard VOADEN	Honda Integra	3	1:07.341	87.61 mph	141.00 kph
9	T	Charlie BUTLER-HENDERSON	Honda Civic EP3	10	1:07.787	87.04 mph	140.08 kph
70	D	Kris DUNLOP	Honda Civic EG	7	1:08.839	85.71 mph	137.94 kph
85	C	Stewart HUTCHINSON	Honda Integra Type R	13	1:09.202	85.26 mph	137.21 kph
42	B	Rick ROWLES	Honda Civic Type R	8	1:10.599	83.57 mph	134.50 kph

Weather / Track : Cloudy / Dry

These results are provisional until the conclusion of any judicial and technical matters.

Silverstone National
Circuit Length = 1.6390 miles
Start: 16:14 End: 16:30

Clerk of Course :		Timekeeper :
-------------------	--	--------------

Honda V-Tec Challenge

RACE 16 - LAP CHART

Lap 1			Lap 2			Lap 3			Lap 4			Lap 5		
No	Behind	Laptime	No	Behind	Laptime	No	Behind	Laptime	No	Behind	Laptime	No	Behind	Laptime
24		1:11.815	24		1:08.195	24		1:07.341	24		1:08.231	24		1:07.543
9	1.782	1:13.597	9	2.099	1:08.512	9	3.031	1:08.273	9	2.890	1:08.090	9	3.605	1:08.258
7	3.008	1:14.823	7	4.118	1:09.305	7	6.039	1:09.262	7	6.689	1:08.881	7	8.368	1:09.222
70	3.386	1:15.201	70	4.564	1:09.373	70	7.123	1:09.900	70	8.418	1:09.526	70	10.079	1:09.204
85	3.748	1:15.563	85	5.352	1:09.799	85	7.728	1:09.717	85	9.024	1:09.527	85	11.053	1:09.572
10	4.556	1:16.371	10	6.745	1:10.384	10	9.711	1:10.307	10	12.121	1:10.641	10	14.912	1:10.334
11	6.596	1:18.411	42	11.748	1:12.305	42	16.363	1:11.956	42	21.079	1:12.947	42	25.922	1:12.386
42	7.638	1:19.453	11	12.283	1:13.882	11	18.189	1:13.247	8	21.368	1:11.397	8	26.363	1:12.538
8	7.941	1:19.756	8	12.710	1:12.964	8	18.202	1:12.833	11	23.150	1:13.192	11	28.360	1:12.753

Weather / Track : Cloudy / Dry

Silverstone National
 Circuit Length = 1.6390 miles
 Start: 16:14 End: 16:30

Honda V-Tec Challenge
RACE 16 - LAP CHART

Lap 6			Lap 7			Lap 8			Lap 9			Lap 10		
No	Behind	Laptime	No	Behind	Laptime	No	Behind	Laptime	No	Behind	Laptime	No	Behind	Laptime
24		1:07.352	24		1:07.736	24		1:07.675	24		1:09.422	24		1:07.861
9	4.327	1:08.074	9	4.514	1:07.923	9	4.920	1:08.081	9	3.407	1:07.909	9	3.333	1:07.787
7	10.070	1:09.054	7	11.304	1:08.970	7	12.725	1:09.096	7	12.399	1:09.096	7	13.511	1:08.973
70	11.631	1:08.904	70	12.734	1:08.839	70	14.235	1:09.176	70	13.664	1:08.851	70	14.923	1:09.120
85	12.967	1:09.266	85	14.525	1:09.294	85	16.432	1:09.582	85	16.830	1:09.820	85	18.810	1:09.841
10	17.998	1:10.438	10	20.727	1:10.465	10	23.493	1:10.441	10	24.454	1:10.383	10	26.742	1:10.149
42	29.639	1:11.069	42	32.733	1:10.830	42	35.657	1:10.599	42	37.183	1:10.948	42	40.999	1:11.677
8	30.054	1:11.043	8	33.379	1:11.061	8	36.293	1:10.589	8	37.612	1:10.741	8	41.393	1:11.642
11	34.248	1:13.240	11	40.030	1:13.518	11	45.598	1:13.243	11	49.518	1:13.342	11	54.908	1:13.251

Weather / Track : Cloudy / Dry

Silverstone National
 Circuit Length = 1.6390 miles
 Start: 16:14 End: 16:30

Honda V-Tec Challenge
RACE 16 - LAP CHART

Lap 11			Lap 12			Lap 13			Lap 14		
No	Behind	Laptime	No	Behind	Laptime	No	Behind	Laptime	No	Behind	Laptime
24		1:07.975	24		1:08.028	24		1:07.714	24		1:08.084
9	3.574	1:08.216	9	3.539	1:07.993	9	3.810	1:07.985	11	1 LAP	1:12.402
7	14.502	1:08.966	7	15.205	1:08.731	7	16.655	1:09.164	9	3.762	1:08.036
70	15.815	1:08.867	70	16.752	1:08.965	70	17.917	1:08.879	7	17.299	1:08.728
85	20.516	1:09.681	85	22.141	1:09.653	85	23.629	1:09.202	70	19.970	1:10.137
10	28.970	1:10.203	10	31.267	1:10.325	10	33.710	1:10.157	85	25.309	1:09.764
42	44.231	1:11.207	8	48.287	1:11.623	8	51.655	1:11.082	10	35.904	1:10.278
8	44.692	1:11.274	42	51.501	1:15.298	42	54.545	1:10.758	8	54.845	1:11.274
11	59.859	1:12.926	11	1:04.840	1:13.009				42	57.510	1:11.049

Weather / Track : Cloudy / Dry

Silverstone National
 Circuit Length = 1.6390 miles
 Start: 16:14 End: 16:30