



















# SUPER KART 250

## COURSE 2 Résultats

Sous réserve du contrôle technique ou d'incidents d'ordre sportif

Cl	N°	Pilote	Nation	Tours	Ecart	Interv.	Meilleur tour
1	3	JOST Andréas		15			1:20.979
2	28	CONFALONIERI Eric <span style="color: blue;">G</span>		15	0.770	0.770	1:20.723
3	21	VAN DE NES Richard		15	10.708	9.938	1:21.892
4	2	Mc CORMACK Connie		15	43.736	33.028	1:24.081
5	16	ROBBRECHT Emmanuel		15	43.745	0.009	1:23.846
6	23	RANOARIMANANA Kévin		15	1:01.175	17.430	1:24.567
7	50	GOVONI Simon		15	1:13.026	11.851	1:25.530
8	77	GIRARDOT Christophe		15	1:14.437	1.411	1:26.164
9	121	MARLIERE Jean Pierre <span style="color: blue;">C</span>		15	1:18.070	3.633	1:26.091
10	175	CHASSEFEYRE Damien		14	1 Tour	1 Tour	1:31.843
11	157	MENDES Axel		14	1 Tour	1.593	1:33.132
12	19	EL ELMY Anis		13	2 Tours	1 Tour	1:35.746
13	83	VAYSSIE Cyril		12	3 Tours	1 Tour	1:23.816
14	129	GIUNTA Benjamin		12	3 Tours	2:05.460	1:34.312
15	91	LAMALLE Johan		6	9 Tours	6 Tours	1:23.602
16	99	MARION Jean Philippe		6	9 Tours	19.116	1:27.266
17	1	GOULLANCOURT Julien		3	12 Tours	3 Tours	1:22.717
18	122	HERVE Joseph		0	15 Tours	3 Tours	