

# 04-07/06 Donington Park (GBR)

## CIK-FIA European Superkart Championship, Round 1



# Superkart

## Race 1 (GBR1)

## Document 7.1 OFFICIAL

### Results

Subject to scrutineering & sporting investigations

Rnk	No.	Entrant	Nat	Driver	Nat	Equipment	Laps	Gap	Interv.	Best Lap
1	2	Kout, Adam	CZE	Kout, Adam	CZE	MS Kart / DEA	13			1:26.801
2	3	Elkmann, Peter	DEU	Elkmann, Peter	DEU	MS Kart / VM	13	2.546	2.546	1:27.162
3	1	Vinuales, Emmanuel	FRA	Vinuales, Emmanuel	FRA	Anderson / VM	13	20.605	18.059	1:27.869
4	4	Lilja, Henrik	DNK	Lilja, Henrik	DNK	PVP / PVP	13	26.952	6.347	1:28.969
5	78	Dredge, Jason	GBR	Dredge, Jason	GBR	Anderson / PVP	13	36.371	9.419	1:29.423
6	15	Hulme, Carl	GBR	Hulme, Carl	GBR	Anderson / FPE	13	37.192	0.821	1:29.059
7	8	Maasmann, Marcel	NLD	Maasmann, Marcel	NLD	Anderson / FPE	13	48.053	10.861	1:28.947
8	96	Craven, Charles	GBR	Craven, Charles	GBR	MS Kart / VM	13	1:05.812	17.759	1:31.849
9	60	Kinsey, Carl	GBR	Kinsey, Carl	GBR	Anderson / VM	13	1:09.441	3.629	1:31.773
10	21	Harvey, David	GBR	Harvey, David	GBR	Anderson / VM	13	1:12.165	2.724	1:32.002
11	97	Verhaar, Mark	NLD	Verhaar, Mark	NLD	MS Kart / VM	13	1:25.043	12.878	1:33.253
12	5	Bennett, Gavin	GBR	Bennett, Gavin	GBR	Anderson / DEA	12	1 Lap	1 Lap	1:27.208
13	90	Automobil-Club Höxter e.V. im	DEU	Kruse, Kai	DEU	Anderson / DEA	12	1 Lap	1:42.372	1:35.476
14	46	Chapeau, Laurent	FRA	Chapeau, Laurent	FRA	PVP / FPE	12	1 Lap	13.925	1:35.313
15	41	Rushforth, Simon	GBR	Rushforth, Simon	GBR	Spyda / FPE	12	1 Lap	37.097	1:38.945
16	70	Hempshall, Victor	GBR	Hempshall, Victor	GBR	PVP / FPE	10	3 Laps	2 Laps	1:40.162
17	47	Marggraf, Thomas	DEU	Marggraf, Thomas	DEU	PVP / PVP	3	10 Laps	7 Laps	1:41.531
18	11	Lehtinen, Vesa	FIN	Lehtinen, Vesa	FIN	Anderson / DEA	2	11 Laps	1 Lap	1:32.443
19	16	Morley, Liam	GBR	Morley, Liam	GBR	Anderson / DEA	1	12 Laps	1 Lap	1:38.499
20	92	Nuy, Bart	NLD	Nuy, Bart	NLD	MS Kart / VM	1	12 Laps	25.769	
21	6	Jost, Andreas	DEU	Jost, Andreas	DEU	Anderson / VM	1	12 Laps	1:06.113	3:13.729

### Not Classified

	86	Knook, Rob	NLD	Knook, Rob	NLD	MS Kart / VM		DNS		
--	----	------------	-----	------------	-----	--------------	--	-----	--	--

Leaders : No.1 Vinuales, Emmanuel (1-1) / No.2 Kout, Adam (2-13)

Start Time : 07/06 - 09:18:25

Best Lap : No.2 Kout, Adam 1:26.801 166,02 Kph

Weather : Slightly cloudy Air : 13°C Track : Dry

Event Record : No.2 Kout, Adam 1:26.446 166,70 Kph

# 04-07/06 Donington Park (GBR)

## CIK-FIA European Superkart Championship, Round 1



# Superkart

## Race 1 (GBR1)

### Lap Chart

For information purposes. No official / regulatory value

	1	2	3	4	5	6	7	8	9	10	11	12	13	14	15	16	17	18	19	20	21	22
Grid	2	3	1	5	6	8	4	78	15	92	11	<del>86</del>	96	60	21	97	90	47	46	70	16	41
Start	2	3	5	1	8	6	4	15	78	11	96	60	21	92	97	90	47	46	16	70	41	
Lap 1 Interval	1	2 0.2	3 0.7	4 1.6	5 0.8	78 0.2	11 1.3	96 0.4	15 0.0	21 1.6	97 0.1	90 2.0	60 0.3	<del>16</del> 0.3	8 1.8	46 3.4	47 1.3	41 1.3	70 1.5	<del>92</del> 16.1	<del>6</del> 1:06	
Lap 2	2	3 0.6	1 0.7	5 1.8	4 1.3	78 2.0	<del>11</del> 1.8	15 0.6	96 1.5	21 3.1	97 0.2	60 0.2	8 1.0	90 2.6	46 7.8	47 3.3	41 1.5	70 1.9				
Lap 3	2	3 1.0	1 0.4	5 1.7	4 3.0	78 2.8	15 3.3	96 3.0	8 4.5	60 0.2	21 0.4	97 0.9	90 5.2	46 7.8	41 9.6	70 0.2	<del>47</del> 2.5					
Lap 4	2	1 1.6	3 0.0	5 1.7	4 5.2	78 2.9	15 3.4	96 4.9	8 2.6	60 2.5	21 1.4	97 0.6	90 8.5	46 8.8	41 13.5	70 0.4						
Lap 5	2	3 1.3	1 1.6	5 0.6	4 7.4	78 2.3	15 4.5	96 6.3	8 0.9	60 4.9	21 1.0	97 2.4	90 10.7	46 11.8	41 15.1	70 0.4						
Lap 6	2	3 1.6	5 2.1	1 3.6	4 5.7	78 2.8	15 4.6	8 7.7	96 1.0	60 6.6	21 0.6	97 3.4	90 13.3	46 13.1	41 17.2	70 1.3						
Lap 7	2	3 1.7	5 2.1	1 4.7	4 6.5	78 4.3	15 3.6	8 8.2	96 3.2	60 6.4	21 0.9	97 4.3	90 15.4	46 14.7	41 20.3	70 7.2						
Lap 8	2	3 1.4	5 2.2	1 5.7	4 6.8	78 5.1	15 3.8	8 7.6	96 5.7	60 6.5	21 1.3	97 6.1	90 17.1	46 15.7	41 23.3	70 15.9						
Lap 9	2	3 1.7	5 2.3	1 6.3	4 8.5	78 6.6	15 2.9	8 9.7	96 5.5	60 6.6	21 1.6	97 7.9	90 18.6	46 16.7	41 26.5	70 26.1						
Lap 10	2	3 1.5	5 2.5	1 6.7	4 9.9	78 7.4	15 2.0	8 11.2	96 6.8	60 6.6	21 1.5	97 9.3	90 22.0	46 16.1	41 30.2	<del>70</del> 49.8						
Lap 11	2	3 2.4	5 2.0	1 7.5	4 10.9	78 8.2	15 1.9	8 10.9	96 11.7	60 4.2	21 2.1	97 10.9	90 24.3	46 15.7	41 33.2							
Lap 12	2	3 2.4	<del>5</del> 2.5	1 14.9	4 5.4	78 8.3	15 1.8	8 10.1	96 14.9	60 3.9	21 2.3	97 12.2	<del>90</del> 28.1	<del>46</del> 13.9	<del>41</del> 37.0							
Lap 13	2	3 2.5	1 18.0	4 6.3	78 9.4	15 0.8	8 10.8	96 17.7	60 3.6	21 2.7	97 12.8											

# 04-07/06 Donington Park (GBR)

## CIK-FIA European Superkart Championship, Round 1



# Superkart

## Race 1 (GBR1)

### Lap Time Analysis

For information purposes. No official / regulatory value

Laps	Sector 1	Spd 1	Sector 2	Spd 2	Sector 3	Lap Time	Laps	Sector 1	Spd 1	Sector 2	Spd 2	Sector 3	Lap Time
<b>No.1 Vinuales, Emmanuel</b>							11	18.988	221,7	34.098	211,7	34.578	1:27.664
1	<b>20.430</b>	222,6	<b>35.492</b>	209,7	<b>36.089</b>	<b>1:32.011</b>	12	19.194	221,3	34.042	212,1	34.171	1:27.407
2	<b>19.182</b>	221,3	<b>34.814</b>	208,0	36.482	<b>1:30.478</b>	13	18.961	222,2	34.166	211,7	34.398	1:27.525
3	<b>18.929</b>	220,8	<b>33.977</b>	207,6	<b>35.072</b>	<b>1:27.978</b>	<b>No.4 Lilja, Henrik</b>						
4	<b>18.896</b>	<b>224,0</b>	34.120	209,7	<b>35.063</b>	1:28.079	1	<b>21.391</b>	208,8	<b>37.012</b>	208,0	<b>36.000</b>	<b>1:34.403</b>
5	19.153	217,3	34.390	207,2	35.288	1:28.831	2	<b>19.650</b>	217,7	<b>35.764</b>	208,4	<b>35.576</b>	<b>1:30.990</b>
6	<b>18.675</b>	219,9	34.179	198,8	38.966	1:31.820	3	<b>19.246</b>	217,7	<b>34.993</b>	205,7	<b>35.395</b>	<b>1:29.634</b>
7	18.913	219,5	<b>33.857</b>	<b>211,7</b>	35.555	1:28.325	4	19.690	217,3	35.036	209,3	35.556	1:30.282
8	19.000	221,3	34.237	208,4	35.396	1:28.633	5	19.580	215,5	35.028	209,3	<b>35.352</b>	1:29.960
9	18.733	220,8	34.039	209,7	35.133	<b>1:27.905</b>	6	19.438	216,4	<b>34.670</b>	210,5	<b>35.293</b>	<b>1:29.401</b>
10	18.962	220,4	34.041	205,7	<b>34.866</b>	<b>1:27.869</b>	7	19.340	215,5	34.820	<b>210,9</b>	<b>35.000</b>	<b>1:29.160</b>
11	18.956	221,3	34.073	208,4	35.023	1:28.052	8	<b>19.189</b>	<b>220,4</b>	34.735	208,4	35.045	<b>1:28.969</b>
12	18.860	221,3	39.604	165,1	36.733	1:35.197	9	19.354	219,9	34.801	210,5	35.424	1:29.579
13	19.083	219,5	33.932	210,1	35.133	1:28.148	10	19.459	215,1	34.754	207,6	35.052	1:29.265
<b>No.2 Kout, Adam</b>							11	<b>19.178</b>	216,4	34.764	207,6	35.134	1:29.076
1	<b>21.398</b>	214,2	<b>35.556</b>	213,0	<b>35.580</b>	<b>1:32.534</b>	12	19.192	217,3	35.040	209,7	35.418	1:29.650
2	<b>19.031</b>	221,7	<b>34.772</b>	214,2	<b>35.017</b>	<b>1:28.820</b>	13	19.341	219,0	<b>34.506</b>	207,6	35.205	1:29.052
3	<b>18.954</b>	216,4	<b>34.142</b>	213,0	<b>34.869</b>	<b>1:27.965</b>	<b>No.5 Bennett, Gavin</b>						
4	<b>18.832</b>	221,7	<b>34.115</b>	213,8	<b>34.863</b>	<b>1:27.810</b>	1	<b>21.571</b>	213,8	<b>37.174</b>	206,1	<b>36.791</b>	<b>1:35.536</b>
5	18.847	221,3	<b>34.032</b>	<b>215,1</b>	<b>34.668</b>	<b>1:27.547</b>	2	<b>19.236</b>	<b>225,0</b>	<b>34.401</b>	210,5	<b>35.184</b>	<b>1:28.821</b>
6	<b>18.722</b>	221,3	<b>33.968</b>	214,7	<b>34.602</b>	<b>1:27.292</b>	3	<b>19.046</b>	220,4	<b>34.248</b>	210,1	<b>34.637</b>	<b>1:27.931</b>
7	18.960	217,3	<b>33.958</b>	<b>215,1</b>	<b>34.253</b>	<b>1:27.171</b>	4	19.114	221,3	<b>33.837</b>	209,3	35.092	1:28.043
8	18.989	222,2	34.544	214,2	34.302	1:27.835	5	19.245	218,6	34.028	211,3	<b>34.487</b>	<b>1:27.760</b>
9	18.774	223,6	<b>33.753</b>	214,2	34.348	<b>1:26.875</b>	6	<b>19.031</b>	219,5	33.912	208,8	34.561	<b>1:27.504</b>
10	19.093	219,0	33.994	213,8	34.452	1:27.539	7	<b>19.001</b>	218,6	<b>33.569</b>	210,9	34.670	<b>1:27.240</b>
11	<b>18.717</b>	<b>224,0</b>	33.798	213,8	34.286	<b>1:26.801</b>	8	<b>18.843</b>	221,3	34.168	210,9	34.610	1:27.621
12	18.764	<b>224,0</b>	33.978	213,8	34.592	1:27.334	9	18.882	221,7	33.670	209,3	34.755	1:27.307
13	18.733	221,7	33.924	214,2	34.804	1:27.461	10	18.985	219,5	33.997	210,5	34.504	1:27.486
<b>No.3 Elkmann, Peter</b>							11	18.948	221,3	33.869	211,7	<b>34.391</b>	<b>1:27.208</b>
1	<b>21.283</b>	220,4	<b>37.233</b>	208,8	<b>34.706</b>	<b>1:33.222</b>	12	19.105	220,8	33.905	<b>212,1</b>	34.841	1:27.851
2	<b>19.080</b>	<b>224,0</b>	<b>34.900</b>	212,1	34.734	<b>1:28.714</b>	<b>No.6 Jost, Andreas</b>						
3	19.106	221,7	<b>34.516</b>	211,3	<b>34.683</b>	<b>1:28.305</b>	1	<b>21.211</b>	<b>207,2</b>	<b>2:05.485</b>	<b>163,3</b>	<b>47.033</b>	<b>3:13.729</b>
4	19.157	219,0	34.575	<b>213,4</b>	34.774	1:28.506	<b>No.8 Maasmann, Marcel</b>						
5	<b>18.986</b>	222,6	<b>34.172</b>	210,5	<b>34.042</b>	<b>1:27.200</b>	1	<b>21.098</b>	205,7	<b>44.996</b>	192,8	<b>37.605</b>	<b>1:43.699</b>
6	<b>18.956</b>	220,4	34.230	211,7	34.394	1:27.580	2	<b>19.951</b>	213,4	<b>36.510</b>	206,8	<b>36.091</b>	<b>1:32.552</b>
7	19.051	218,1	<b>33.979</b>	<b>213,4</b>	34.234	1:27.264	3	<b>19.627</b>	203,3	36.905	<b>208,8</b>	36.228	1:32.760
8	19.017	222,2	34.415	210,9	34.137	1:27.569	4	<b>19.525</b>	216,4	<b>34.792</b>	207,6	<b>36.049</b>	<b>1:30.366</b>
9	<b>18.874</b>	222,2	33.989	211,3	34.299	<b>1:27.162</b>	5	<b>19.320</b>	<b>219,9</b>	35.067	207,2	<b>35.762</b>	<b>1:30.149</b>
10	18.931	223,6	34.403	211,3	<b>33.993</b>	1:27.327	6	<b>19.231</b>	218,1	35.518	208,0	<b>35.728</b>	1:30.477

# 04-07/06 Donington Park (GBR)

## CIK-FIA European Superkart Championship, Round 1



### Superkart

### Race 1 (GBR1)

### Lap Time Analysis

For information purposes. No official / regulatory value

Laps	Sector 1	Spd 1	Sector 2	Spd 2	Sector 3	Lap Time
7	19.354	215,5	35.175	207,2	<b>35.660</b>	1:30.189
8	19.334	214,2	<b>34.632</b>	207,6	<b>35.466</b>	<b>1:29.432</b>
9	19.240	216,4	35.751	207,2	37.296	1:32.287
10	19.758	218,6	35.064	205,7	35.821	1:30.643
11	19.348	216,0	34.669	207,6	<b>35.344</b>	<b>1:29.361</b>
12	<b>19.183</b>	216,8	<b>34.327</b>	206,5	35.437	<b>1:28.947</b>
13	19.380	216,8	34.475	205,3	35.951	1:29.806

#### No.11 Lehtinen, Vesa

1	<b>21.514</b>	196,3	<b>37.641</b>	<b>208,4</b>	<b>37.096</b>	<b>1:36.251</b>
2	<b>19.835</b>	<b>213,4</b>	<b>36.268</b>	206,8	<b>36.340</b>	<b>1:32.443</b>

#### No.15 Hulme, Carl

1	<b>21.445</b>	206,1	<b>37.268</b>	212,5	<b>38.253</b>	<b>1:36.966</b>
2	<b>19.908</b>	215,5	<b>35.846</b>	<b>213,8</b>	<b>36.827</b>	<b>1:32.581</b>
3	<b>19.374</b>	211,3	<b>35.603</b>	211,3	<b>36.408</b>	<b>1:31.385</b>
4	<b>19.185</b>	207,2	<b>35.293</b>	209,3	<b>35.874</b>	<b>1:30.352</b>
5	<b>19.125</b>	219,0	35.353	211,3	36.063	1:30.541
6	<b>18.978</b>	220,4	<b>35.005</b>	210,1	35.927	<b>1:29.910</b>
7	19.035	219,5	<b>34.911</b>	210,5	<b>35.799</b>	<b>1:29.745</b>
8	19.068	213,4	35.079	208,8	35.841	1:29.988
9	19.121	216,4	35.404	209,7	<b>35.634</b>	1:30.159
10	19.084	221,3	<b>34.850</b>	210,9	<b>35.239</b>	<b>1:29.173</b>
11	19.130	220,8	<b>34.839</b>	210,9	35.744	1:29.713
12	19.083	218,1	34.885	210,5	35.767	1:29.735
13	<b>18.956</b>	<b>221,7</b>	<b>34.600</b>	213,4	35.503	<b>1:29.059</b>

#### No.16 Morley, Liam

1	<b>22.612</b>	<b>185,2</b>	<b>38.297</b>	<b>181,5</b>	<b>37.590</b>	<b>1:38.499</b>
---	---------------	--------------	---------------	--------------	---------------	-----------------

#### No.21 Harvey, David

1	<b>21.223</b>	181,2	<b>38.353</b>	203,3	<b>38.139</b>	<b>1:37.715</b>
2	<b>20.436</b>	208,8	<b>37.677</b>	203,0	<b>37.544</b>	<b>1:35.657</b>
3	20.680	211,7	<b>36.597</b>	<b>206,8</b>	37.739	<b>1:35.016</b>
4	<b>20.195</b>	209,7	<b>36.094</b>	203,7	<b>37.288</b>	<b>1:33.577</b>
5	<b>19.855</b>	210,1	<b>35.781</b>	201,4	<b>36.593</b>	<b>1:32.229</b>
6	19.940	210,5	36.098	202,6	36.751	1:32.789
7	19.903	210,1	36.003	203,7	36.618	1:32.524
8	19.893	212,1	35.875	202,6	36.598	1:32.366
9	19.970	210,5	<b>35.741</b>	202,2	36.766	1:32.477
10	19.947	211,3	<b>35.634</b>	200,7	<b>36.421</b>	<b>1:32.002</b>
11	19.857	210,9	36.042	199,6	36.459	1:32.358
12	<b>19.803</b>	<b>212,5</b>	35.710	200,3	36.596	1:32.109

Laps	Sector 1	Spd 1	Sector 2	Spd 2	Sector 3	Lap Time
13	19.939	208,8	36.120	200,7	36.548	1:32.607

#### No.41 Rushforth, Simon

1	<b>22.928</b>	158,8	<b>41.695</b>	184,6	<b>40.810</b>	<b>1:45.433</b>
2	<b>21.598</b>	178,8	<b>40.285</b>	<b>189,4</b>	<b>39.864</b>	<b>1:41.747</b>
3	<b>21.484</b>	182,7	<b>39.951</b>	188,4	40.399	1:41.834
4	21.915	185,2	40.101	188,1	<b>39.441</b>	<b>1:41.457</b>
5	<b>21.352</b>	183,6	<b>39.437</b>	187,5	40.134	<b>1:40.923</b>
6	21.445	187,1	<b>39.101</b>	187,8	<b>39.228</b>	<b>1:39.774</b>
7	<b>21.351</b>	185,8	39.616	185,8	<b>39.172</b>	1:40.139
8	21.352	187,1	39.597	183,3	<b>39.001</b>	1:39.950
9	<b>21.218</b>	187,8	39.434	185,5	39.289	1:39.941
10	21.233	184,6	39.423	186,2	39.162	1:39.818
11	<b>21.050</b>	<b>188,8</b>	39.201	187,5	<b>38.694</b>	<b>1:38.945</b>
12	21.140	187,8	39.361	187,5	<b>38.633</b>	1:39.134

#### No.46 Chapeau, Laurent

1	<b>23.189</b>	163,8	<b>41.075</b>	198,5	<b>39.951</b>	<b>1:44.215</b>
2	<b>20.905</b>	186,5	<b>39.359</b>	198,1	<b>39.259</b>	<b>1:39.523</b>
3	<b>20.423</b>	197,8	<b>37.950</b>	198,8	<b>38.731</b>	<b>1:37.104</b>
4	<b>20.359</b>	193,8	38.221	198,1	38.966	1:37.546
5	20.771	190,1	39.112	198,1	39.420	1:39.303
6	20.774	191,4	<b>37.703</b>	198,8	39.189	1:37.666
7	20.557	192,8	37.840	198,8	<b>38.663</b>	<b>1:37.060</b>
8	20.858	200,0	<b>37.650</b>	199,2	<b>38.441</b>	<b>1:36.949</b>
9	20.659	189,4	37.785	<b>201,4</b>	<b>38.268</b>	<b>1:36.712</b>
10	<b>20.297</b>	185,2	<b>37.588</b>	199,2	38.286	<b>1:36.171</b>
11	<b>20.066</b>	<b>203,7</b>	<b>37.466</b>	198,1	38.366	<b>1:35.898</b>
12	20.452	195,6	<b>37.297</b>	199,2	<b>37.564</b>	<b>1:35.313</b>

#### No.47 Marggraf, Thomas

1	<b>23.370</b>	175,8	<b>42.662</b>	<b>194,9</b>	<b>40.027</b>	<b>1:46.059</b>
2	<b>21.394</b>	<b>197,8</b>	<b>40.773</b>	193,2	<b>39.364</b>	<b>1:41.531</b>
3 IN	<b>21.178</b>	194,2	<b>39.904</b>	190,4	45.141	1:46.223

#### No.60 Kinsey, Carl

1	<b>23.001</b>	184,6	<b>39.291</b>	207,2	<b>38.298</b>	<b>1:40.590</b>
2	<b>19.759</b>	215,5	<b>36.573</b>	208,0	<b>37.335</b>	<b>1:33.667</b>
3	19.917	211,3	36.736	<b>208,8</b>	37.376	1:34.029
4	<b>19.666</b>	200,3	<b>36.476</b>	206,5	<b>36.500</b>	<b>1:32.642</b>
5	<b>19.476</b>	207,6	36.575	207,6	36.513	<b>1:32.564</b>
6	19.697	213,0	36.810	208,4	36.720	1:33.227
7	19.663	206,8	<b>36.176</b>	207,2	<b>36.389</b>	<b>1:32.228</b>



# 04-07/06 Donington Park (GBR)

## CIK-FIA European Superkart Championship, Round 1



### Superkart

### Race 1 (GBR1)

### Lap Time Analysis

For information purposes. No official / regulatory value

Laps	Sector 1	Spd 1	Sector 2	Spd 2	Sector 3	Lap Time	Laps	Sector 1	Spd 1	Sector 2	Spd 2	Sector 3	Lap Time	
8	19.712	212,5	<b>36.017</b>	207,2	<b>36.273</b>	<b>1:32.002</b>	8	20.655	204,1	37.466	193,8	<b>37.804</b>	1:35.925	
9	19.781	196,3	36.186	206,5	<b>36.206</b>	1:32.173	9	20.832	200,7	37.355	194,5	<b>37.581</b>	1:35.768	
10	19.790	210,1	36.098	205,3	<b>36.157</b>	1:32.045	10	20.904	201,1	37.379	193,2	38.488	1:36.771	
11	19.595	209,3	36.116	206,8	<b>36.062</b>	<b>1:31.773</b>	11	20.891	<b>205,7</b>	37.576	193,5	37.811	1:36.278	
12	19.563	215,1	36.193	207,2	36.132	1:31.888	12	21.046	203,3	37.576	192,1	38.527	1:37.149	
13	19.704	<b>217,3</b>	36.088	208,4	36.460	1:32.252	<b>No.92 Nuy, Bart</b>							
<b>No.70 Hempshall, Victor</b>							1 IN	<b>25.788</b>	<b>167,4</b>	<b>46.202</b>	<b>146,5</b>	54.244	2:06.234	
1	<b>22.642</b>	156,0	<b>42.651</b>	187,8	<b>42.521</b>	<b>1:47.814</b>	<b>No.96 Craven, Charles</b>							
2	<b>21.935</b>	184,3	<b>39.682</b>	192,1	<b>40.478</b>	<b>1:42.095</b>	1	<b>21.418</b>	184,6	<b>37.729</b>	<b>211,3</b>	<b>37.311</b>	<b>1:36.458</b>	
3	<b>21.428</b>	185,8	<b>39.193</b>	188,8	<b>39.541</b>	<b>1:40.162</b>	2	<b>20.173</b>	197,4	<b>36.940</b>	205,3	<b>37.097</b>	<b>1:34.210</b>	
4	<b>20.870</b>	<b>186,8</b>	39.518	<b>194,9</b>	41.243	1:41.631	3	<b>19.875</b>	214,2	<b>36.550</b>	204,1	<b>36.444</b>	<b>1:32.869</b>	
5	21.206	183,3	39.665	189,1	40.066	1:40.937	4	20.039	206,8	<b>36.249</b>	205,3	<b>36.028</b>	<b>1:32.316</b>	
6	21.174	184,6	39.449	191,1	39.998	1:40.621	5	<b>19.752</b>	211,3	<b>36.168</b>	204,5	<b>35.929</b>	<b>1:31.849</b>	
7	22.157	168,7	41.180	180,9	42.702	1:46.039	6	19.769	204,9	36.544	206,8	36.119	1:32.432	
8	22.943	169,0	41.877	177,0	43.911	1:48.731	7	<b>19.646</b>	198,8	36.221	205,7	36.531	1:32.398	
9	22.986	169,0	42.535	167,9	44.577	1:50.098	8	19.838	207,2	<b>36.068</b>	203,7	36.051	1:31.957	
10 IN	24.860	146,1	44.447	152,7	54.254	2:03.561	9	19.783	208,4	<b>36.028</b>	204,9	36.246	1:32.057	
<b>No.78 Dredge, Jason</b>							10	19.847	201,4	36.070	204,5	36.063	1:31.980	
1	<b>21.035</b>	203,7	<b>36.896</b>	<b>212,5</b>	<b>36.992</b>	<b>1:34.923</b>	11	<b>19.576</b>	<b>215,1</b>	<b>35.747</b>	204,5	38.908	1:34.231	
2	<b>19.512</b>	<b>221,3</b>	<b>35.786</b>	208,0	<b>36.660</b>	<b>1:31.958</b>	12	20.030	207,6	35.956	206,5	36.194	1:32.180	
3	19.547	219,9	<b>35.154</b>	208,4	<b>35.810</b>	<b>1:30.511</b>	13	19.921	199,6	36.470	203,7	36.175	1:32.566	
4	<b>19.337</b>	218,1	<b>35.125</b>	208,0	35.848	<b>1:30.310</b>	<b>No.97 Verhaar, Mark</b>							
5	<b>19.252</b>	219,5	<b>34.651</b>	210,5	<b>35.520</b>	<b>1:29.423</b>	1	<b>21.519</b>	188,4	<b>38.372</b>	203,7	<b>37.869</b>	<b>1:37.760</b>	
6	<b>19.157</b>	217,3	35.111	207,6	35.562	1:29.830	2	<b>20.228</b>	211,3	<b>37.695</b>	204,9	37.897	<b>1:35.820</b>	
7	19.225	220,4	35.405	206,8	36.067	1:30.697	3	20.711	206,8	38.067	204,9	<b>36.914</b>	<b>1:35.692</b>	
8	<b>19.137</b>	219,0	34.853	204,9	35.771	1:29.761	4	<b>20.052</b>	209,7	<b>36.652</b>	204,1	<b>36.600</b>	<b>1:33.304</b>	
9	19.221	216,0	35.954	201,8	35.877	1:31.052	5	20.121	208,0	37.120	202,2	36.801	1:34.042	
10	19.290	215,5	35.128	206,8	35.698	1:30.116	6	20.108	204,5	36.960	204,9	36.647	1:33.715	
11	19.455	216,4	34.696	208,4	35.674	1:29.825	7	<b>19.914</b>	<b>213,8</b>	36.870	<b>205,3</b>	36.647	1:33.431	
12	19.199	218,6	34.859	209,7	35.754	1:29.812	8	20.233	209,7	37.274	202,2	36.710	1:34.217	
13	19.335	219,5	35.060	207,6	35.700	1:30.095	9	20.569	<b>213,8</b>	36.972	202,6	36.691	1:34.232	
<b>No.90 Kruse, Kai</b>							10	20.074	210,5	36.878	200,7	<b>36.458</b>	1:33.410	
1	<b>21.855</b>	193,8	<b>39.030</b>	193,2	<b>38.478</b>	<b>1:39.363</b>	11	20.228	189,1	37.261	204,9	36.472	1:33.961	
2	<b>20.998</b>	204,9	<b>38.077</b>	194,2	38.575	<b>1:37.650</b>	12	20.004	213,4	36.891	<b>205,3</b>	36.505	1:33.400	
3	21.066	201,4	<b>37.921</b>	194,9	<b>38.049</b>	<b>1:37.036</b>	13	<b>19.904</b>	212,5	36.663	204,1	36.686	<b>1:33.253</b>	
4	<b>20.805</b>	201,4	<b>37.707</b>	195,6	38.108	<b>1:36.620</b>								
5	<b>20.790</b>	204,1	<b>37.582</b>	<b>196,7</b>	<b>37.878</b>	<b>1:36.250</b>								
6	<b>20.547</b>	204,9	<b>37.259</b>	<b>196,7</b>	38.526	1:36.332								
7	20.761	202,2	<b>36.910</b>	194,9	<b>37.805</b>	<b>1:35.476</b>								

# 04-07/06 Donington Park (GBR)

## CIK-FIA European Superkart Championship, Round 1

























# Superkart

## Race 1 (GBR1)

## Document 6

### Starting Grid

Subject to scrutineering & sporting investigations

16	<b>Morley, Liam</b> Anderson / DEA	 1:38.321	<b>11</b>	41	<b>Rushforth, Simon</b> Spyda / FPE	 1:39.022
46	<b>Chapeau, Laurent</b> PVP / FPE	 1:35.448	<b>10</b>	70	<b>Hempshall, Victor</b> PVP / FPE	 1:38.154
90	<b>Kruse, Kai</b> Anderson / DEA	 1:33.320	<b>9</b>	47	<b>Marggraf, Thomas</b> PVP / PVP	 1:35.233
21	<b>Harvey, David</b> Anderson / VM	 1:31.949	<b>8</b>	97	<b>Verhaar, Mark</b> MS Kart / VM	 1:32.642
96	<b>Craven, Charles</b> MS Kart / VM	 1:31.772	<b>7</b>	60	<b>Kinsey, Carl</b> Anderson / VM	 1:31.935
11	<b>Lehtinen, Vesa</b> Anderson / DEA	 1:31.470	<b>6</b>	86	<b>Knook, Rob</b> MS Kart / VM	 1:31.576
15	<b>Hulme, Carl</b> Anderson / FPE	 1:29.910	<b>5</b>	92	<b>Nuy, Bart</b> MS Kart / VM	 1:31.217
4	<b>Lilja, Henrik</b> PVP / PVP	 1:28.872	<b>4</b>	78	<b>Dredge, Jason</b> Anderson / PVP	 1:29.599
6	<b>Jost, Andreas</b> Anderson / VM	 1:27.710	<b>3</b>	8	<b>Maasmann, Marcel</b> Anderson / FPE	 1:28.716
1	<b>Vinuales, Emmanuel</b> Anderson / VM	 1:27.347	<b>2</b>	5	<b>Bennett, Gavin</b> Anderson / DEA	 1:27.485
2	<b>Kout, Adam</b> MS Kart / DEA	 1:26.446	<b>1</b>	3	<b>Elkmann, Peter</b> MS Kart / VM	 1:26.772

POLE POSITION



Start : 07/06 - 09:15 13 Laps = 52,039 Km

Donington Park (GBR) 05-07/06/2015