




Assen | 03 - 05.08.2012

CIK-FIA European Superkart Championship (Rd3)

SUPERKART



RESULTS BOOKLET



CIK-FIA European Superkart Championship

Hockenheim | 20 - 22.04.2012 • Snetterton | 13 - 15.07.2012

Assen | 03 - 05.08.2012 • Le Mans | 28 - 30.09.2012



Superkart

Results after Assen (NLD)

For information purposes. No official / regulatory value

Rnk	No.	Entrant	Nat	Driver	Nat	Equipment	DEU1	DEU2	GBR1	GBR2	NLD1	NLD2	FRA1	FRA2	Points
1	4	Maassmann, Marcel		Maassmann, Marcel		Anderson / FPE	20	25	6	16	25	25	-	-	117
2	53	Harpham, Lee		Harpham, Lee		Anderson / FPE	25	0	25	25	16	20	-	-	111
3	5	Lilja, Henrik		Lilja, Henrik		PVP / PVP	13	20	1	5	20	16	-	-	75
4	9	MS Kart Racing Team		Kout, Adam		MS Kart / DEA	16	16	13	9	9	9	-	-	72
5	2	Bennett, Gavin		Bennett, Gavin		Anderson / DEA	11	10	20	13	0	13	-	-	67
6	44	Payart, Damien		Payart, Damien		Anderson / FPE	0	0	16	10	13	10	-	-	49
7	78	de Ruit, Romano		de Ruit, Romano		Anderson / FPE	-	-	10	11	11	11	-	-	43
8	3	Hentschel, Daniel		Hentschel, Daniel		Anderson / DEA	6	13	0	0	8	8	-	-	35
9	87	Vejen, Henrik		Vejen, Henrik		PVP / PVP	10	11	4	7	0	0	-	-	32
10	11	Lehtinen, Vesa		Lehtinen, Vesa		Anderson / DEA	0	9	3	3	6	7	-	-	28
11	56	Bleek, Danny		Bleek, Danny		MS Kart / VM	-	-	8	8	10	0	-	-	26
12	1	Vinuales, Emmanuel		Vinuales, Emmanuel		Anderson / DEA	0	5	0	20	-	-	-	-	25
13	71	Malm, Stefan		Malm, Stefan		Nibor / PVP	7	0	7	0	7	2	-	-	23
14	12	Kennings, Paul		Kennings, Paul		Anderson / FPE	8	4	0	0	0	6	-	-	18
15	73	Ahlgren, Tony		Ahlgren, Tony		PVP / PVP	9	6	-	-	-	-	-	-	15
16	16	Harvey, David		Harvey, David		Anderson / FPE	0	0	2	2	4	5	-	-	13
17	7	Hulme, Carl		Hulme, Carl		Anderson / FPE	3	0	9	0	-	-	-	-	12
18	67	Morley, Liam		Morley, Liam		Anderson / DEA	-	-	11	0	-	-	-	-	11
19	74	Robert, Gregory		Robert, Gregory		Anderson / FPE	0	1	0	0	5	4	-	-	10
20	22	Sebastia, Alexandre		Sebastia, Alexandre		MS Kart / FPE	0	8	-	-	-	-	-	-	8
21	57	Needham, Christopher		Needham, Christopher		Anderson / FPE	0	7	0	0	-	-	-	-	7
22	15	Reinke, Jürgen		Reinke, Jürgen		Anderson / DEA	0	0	0	4	3	0	-	-	7
23	32	Westerdijk, Laurens		Westerdijk, Laurens		MS Kart / VM	4	3	0	0	0	0	-	-	7
24	63	Craven, Charles		Craven, Charles		Anderson / DEA	-	-	0	6	-	-	-	-	6
25	89	Kinsey, Carl		Kinsey, Carl		Anderson / FPE	5	0	0	0	1	0	-	-	6
26	10	Crowe, Malcolm		Crowe, Malcolm		Anderson / DEA	0	0	5	0	0	0	-	-	5
27	60	Urhofer, Thomas		Urhofer, Thomas		Anderson / FPE	0	0	-	-	0	3	-	-	3
28	66	Lundgren, Patrik		Lundgren, Patrik		PVP / PVP	0	2	0	0	0	0	-	-	2
29	80	Fred, Juha		Fred, Juha		PVP / PVP	0	0	-	-	2	0	-	-	2
30	19	Kleinemeyer, Guido		Kleinemeyer, Guido		PVP / DEA	2	0	-	-	-	-	-	-	2
31	93	Bjerger, Ingvar		Bjerger, Ingvar		Anderson / FPE	0	0	0	1	0	0	-	-	1
32	97	Verhaar, Mark		Verhaar, Mark		MS Kart / VM	0	0	0	0	0	1	-	-	1
33	59	Nilsson, Robin		Nilsson, Robin		Nibor / PVP	1	0	0	0	-	-	-	-	1
34	35	O'reilly, James		O'reilly, James		MS Kart / VM	0	0	-	-	-	-	-	-	0
35	36	Van Dijk, René		Van Dijk, René		MS Kart / VM	0	0	0	0	0	0	-	-	0
36	88	Busby, Kevin		Busby, Kevin		Anderson / FPE	0	0	0	0	0	0	-	-	0
37	79	Raittinen, Pasi		Raittinen, Pasi		PVP / PVP	0	0	-	-	0	0	-	-	0
38	85	Parkes, Gary		Parkes, Gary		Anderson / FPE	-	-	-	-	0	0	-	-	0
39	72	Bernhard, Jörg		Bernhard, Jörg		PVP / PVP	-	-	0	0	0	0	-	-	0
40	98	Bramhall, Mark		Bramhall, Mark		Anderson / FPE	-	-	0	0	-	-	-	-	0
41	30	Gorissen, Marcel		Gorissen, Marcel		Anderson / Rotax	0	0	0	0	0	0	-	-	0
42	37	Relleke, Brian		Relleke, Brian		MS Kart / VM	0	0	-	-	-	-	-	-	0
43	20	Gjertsen, Erik Martin		Gjertsen, Erik Martin		PVP / PVP	0	0	0	0	0	0	-	-	0
44	23	Ranoarimanana, Kevin		Ranoarimanana, Kevin		MS Kart / VM	-	-	-	-	0	0	-	-	0
45	21	Sieker, Ulli		Sieker, Ulli		USP / Yamaha	0	0	-	-	0	0	-	-	0
46	54	Zoutman, Fokko		Zoutman, Fokko		MS Kart / TM	0	0	0	0	0	0	-	-	0
47	86	Vandemeulebroucke, Charles		Vandemeulebroucke, Charles		Anderson / FPE	-	-	-	-	0	0	-	-	0
48	47	Marggraf, Thomas		Marggraf, Thomas		PVP / PVP	0	0	0	0	0	0	-	-	0
49	48	Bruellmann, Walter		Bruellmann, Walter		Anderson / FPE	0	0	-	-	-	-	-	-	0
50	99	Bischoff, Roland		Bischoff, Roland		USP / Yamaha	-	-	-	-	0	0	-	-	0
51	46	Chapeau, Laurent		Chapeau, Laurent		PVP / FPE	-	-	-	-	0	0	-	-	0
52	24	Legros, Frederic		Legros, Frederic		MS Kart / VM	-	-	-	-	0	0	-	-	0
53	41	Rushforth, Simon		Rushforth, Simon		Spyda / Pavesi	-	-	-	-	0	0	-	-	0




Assen | 03 - 05.08.2012

CIK-FIA European Superkart Championship (Rd3)

SUPERKART



Final Phase





Assen | 03 - 05.08.2012

CIK-FIA European Superkart Championship (Rd3)

SUPERKART



Superkart

Race 2 (NLD2)

Document 8.1 OFFICIAL

Results

Subject to scrutineering & sporting investigations

Rnk	No.	Entrant	Nat	Driver	Nat	Equipment	Laps	Gap	Interv.	Speed	Best Lap
1	4	Maasmann, Marcel	NLD	Maasmann, Marcel	NLD	Anderson / FPE	11			142.44	1:37.920
2	53	Harpham, Lee	GBR	Harpham, Lee	GBR	Anderson / FPE	11	0.181	0.181	142.42	1:38.158
3	5	Lilja, Henrik	DNK	Lilja, Henrik	DNK	PVP / PVP	11	3.905	3.724	142.00	1:37.999
4	2	Bennett, Gavin	GBR	Bennett, Gavin	GBR	Anderson / DEA	11	4.150	0.245	141.97	1:38.409
5	78	de Ruit, Romano	NLD	de Ruit, Romano	NLD	Anderson / FPE	11	4.675	0.525	141.91	1:38.585
6	44	Payart, Damien	ERA	Payart, Damien	ERA	Anderson / FPE	11	5.616	0.941	141.81	1:38.701
7	9	MS Kart Racing Team	CZE	Kout, Adam	CZE	MS Kart / DEA	11	5.787	0.171	141.79	1:38.054
8	3	Hentschel, Daniel	DEU	Hentschel, Daniel	DEU	Anderson / DEA	11	6.129	0.342	141.75	1:38.718
9	11	Lehtinen, Vesa	FIN	Lehtinen, Vesa	FIN	Anderson / DEA	11	14.252	8.123	140.85	1:40.572
10	12	Kennings, Paul	GBR	Kennings, Paul	GBR	Anderson / FPE	11	16.503	2.251	140.61	1:40.610
11	16	Harvey, David	GBR	Harvey, David	GBR	Anderson / FPE	11	17.909	1.406	140.45	1:40.968
12	74	Robert, Gregory	GBR	Robert, Gregory	GBR	Anderson / FPE	11	19.938	2.029	140.23	1:40.772
13	60	Urhofer, Thomas	AUT	Urhofer, Thomas	AUT	Anderson / FPE	11	21.137	1.199	140.10	1:41.135
14	71	Malm, Stefan	SWE	Malm, Stefan	SWE	Scherman / PVP	11	21.371	0.234	140.07	1:40.636
15	97	Verhaar, Mark	NLD	Verhaar, Mark	NLD	MS Kart / VM	11	23.727	2.356	139.82	1:41.968
16	66	Lundgren, Patrik	SWE	Lundgren, Patrik	SWE	PVP / PVP	11	25.335	1.608	139.64	1:42.155
17	93	Bjerge, Ingvar	SWE	Bjerge, Ingvar	SWE	Anderson / FPE	11	25.402	0.067	139.64	1:41.818
18	89	Kinsey, Carl	GBR	Kinsey, Carl	GBR	Anderson / FPE	11	26.900	1.498	139.48	1:41.554
19	85	Parkes, Gary	GBR	Parkes, Gary	GBR	Anderson / FPE	11	30.407	3.507	139.10	1:42.257
20	72	Bernhard, Jörg	DEU	Bernhard, Jörg	DEU	PVP / PVP	11	34.103	3.696	138.70	1:44.310
21	87	Vejen, Henrik	DNK	Vejen, Henrik	DNK	PVP / PVP	11	36.660	2.557	138.43	1:40.303
22	23	Ranoarimanana, Kevin	ERA	Ranoarimanana, Kevin	ERA	MS Kart / VM	11	40.476	3.816	138.03	1:45.378
23	30	Gorissen, Marcel	NLD	Gorissen, Marcel	NLD	Anderson / Rotax	11	40.693	0.217	138.00	1:45.300
24	86	Vandemeulebroucke, Charles	ERA	Vandemeulebroucke, Charles	ERA	Anderson / FPE	11	45.215	4.522	137.53	1:41.924
25	47	Marggraf, Thomas	DEU	Marggraf, Thomas	DEU	PVP / PVP	11	52.620	7.405	136.76	1:45.967
26	99	Bischoff, Roland	DEU	Bischoff, Roland	DEU	USP / Yamaha	11	1:00.977	8.357	135.89	1:50.289
27	46	Chapeau, Laurent	ERA	Chapeau, Laurent	ERA	PVP / FPE	11	1:01.226	0.249	135.87	1:47.212
28	54	Zoutman, Fokko	NLD	Zoutman, Fokko	NLD	MS Kart / TM	11	1:01.690	0.464	135.82	1:50.090
29	24	Legros, Frederic	ERA	Legros, Frederic	ERA	MS Kart / VM	11	1:04.358	2.668	135.55	1:50.643
30	79	Raittinen, Pasi	FIN	Raittinen, Pasi	FIN	PVP / PVP	10	1 Lap	1 Lap	136.77	1:44.651
31	56	Bleek, Danny	NLD	Bleek, Danny	NLD	MS Kart / VM	10	1 Lap	1:28.717	127.34	1:39.883
32	15	Reinke, Jürgen	DEU	Reinke, Jürgen	DEU	Anderson / DEA	9	2 Laps	1 Lap	114.72	1:39.087
33	20	Gjertsen, Erik Martin	NOR	Gjertsen, Erik Martin	NOR	PVP / PVP	9	2 Laps	33.564	111.80	1:47.044
34	88	Busby, Kevin	GBR	Busby, Kevin	GBR	Anderson / FPE	4	7 Laps	5 Laps	137.06	1:45.417
35	32	Westerdijk, Laurens	NLD	Westerdijk, Laurens	NLD	MS Kart / VM	4	7 Laps	1:52.692	110.94	1:50.437
36	41	Rushforth, Simon	GBR	Rushforth, Simon	GBR	Spyda / Pavesi	3	8 Laps	1 Lap	143.03	1:49.742
37	21	Sieker, Ulli	DEU	Sieker, Ulli	DEU	USP / Yamaha	3	8 Laps	0.803	142.70	1:47.725
38	10	Crowe, Malcolm	GBR	Crowe, Malcolm	GBR	Anderson / DEA	1	10 Laps	2 Laps	132.05	
39	80	Fred, Juha	FIN	Fred, Juha	FIN	PVP / PVP	1	10 Laps	14.424	118.31	
40	36	Van Dijk, René	NLD	Van Dijk, René	NLD	MS Kart / VM	0	11 Laps	1 Lap		

Start Time : 05/08/2012 - 10:33:18

Best Lap : No.4 Maasmann, Marcel

1:37.920 167.46 Kph

Weather : Slightly cloudy Air : 18°C Track : Dry

Event Record : No.5 Lilja, Henrik

1:37.468 168.23 Kph

Assen (NLD) - 03/08/2012 - 05/08/2012

Page 1 / 1

CIK-FIA

Apex Timing





Assen | 03 - 05.08.2012

CIK-FIA European Superkart Championship (Rd3)

SUPERKART



Superkart

Race 2 (NLD2)

Lap Chart

For information purposes. No official / regulatory value

	1	2	3	4	5	6	7	8	9	10	11	12	13	14	15	16	17	18	19	20	21	22	23	24	25	26	27	28	29	30	31	32	33	34	35	36	37	38	39	40
Grid	5	2	9	53	3	78	4	44	56	15	71	74	16	87	12	93	60	80	11	10	89	88	32	85	66	72	97	86	30	79	20	21	36	46	47	99	23	54	24	41
Start	2	53	9	3	78	5	44	4	15	74	71	16	12	87	80	60	93	11	10	89	88	66	85	97	86	30	72	20	79	21	47	46	54	99	23	24	41	32		
Lap 1 Interval	53	2	78	4	44	5	3	11	74	15	9	16	89	66	12	87	97	71	60	86	30	93	72	85	23	46	88	79	99	54	41	10	24	47	21	32	20	80	56	
Lap 2	53	2	78	5	4	44	3	9	11	16	89	12	71	66	87	60	97	86	93	72	74	30	85	23	88	79	46	99	54	41	47	21	32	24	56	15	20			
Lap 3	53	2	4	78	5	44	3	9	11	16	89	12	71	87	60	97	66	86	93	74	72	85	30	23	88	79	46	99	54	41	47	21	24	32	56	15	20			
Lap 4	53	2	4	5	78	44	3	9	11	16	89	12	71	87	60	97	66	86	93	74	72	85	30	23	79	46	99	54	47	24	88	56	32	15	20					
Lap 5	53	2	4	5	78	44	3	9	11	16	89	12	71	87	60	97	66	74	86	93	72	85	30	23	79	46	99	54	47	24	56	15	20							
Lap 6	53	2	4	5	78	44	3	9	11	16	89	12	71	87	60	97	66	74	86	93	72	85	30	23	79	46	99	54	47	24	56	15	20							
Lap 7	53	2	4	5	78	44	3	9	11	16	89	12	71	87	60	97	66	74	93	86	72	85	30	23	79	46	99	54	47	24	56	15	20							
Lap 8	53	2	4	78	5	9	44	3	11	12	16	87	71	60	74	89	97	66	93	72	85	23	30	79	86	46	99	47	54	24	56	15	20							
Lap 9	53	4	78	5	2	44	9	3	11	12	16	87	74	71	60	97	66	93	89	72	85	79	23	30	86	99	46	47	54	24	56	15	20							
Lap 10	4	53	2	5	78	44	9	3	11	12	16	87	74	71	60	97	66	93	89	85	72	23	30	86	47	46	99	54	24	56										
Lap 11	4	53	5	2	78	44	9	3	11	12	16	74	60	71	97	66	93	89	85	72	87	23	30	86	47	99	46	54	24											





Superkart

Race 2 (NLD2) Analysis

For information purposes. No official / regulatory value

Laps	Sector 1	Sector 2	Sector 3	Lap Time	Laps	Sector 1	Sector 2	Sector 3	Lap Time	Laps	Sector 1	Sector 2	Sector 3	Lap Time
No.2 Bennett, Gavin					No.9 Kout, Adam					No.16 Harvey, David				
1	39.120	39.949	22.554	1:41.623	1	42.309	40.732	22.982	1:46.023	9	37.075	40.838	23.435	1:41.348
2	36.781	38.910	22.718	1:38.409	2	37.143	38.793	22.703	1:38.639	1	41.900	41.706	23.133	1:46.739
3	37.289	39.023	22.702	1:39.014	3	36.805	38.747	22.502	1:38.054	2	38.168	40.360	23.488	1:42.016
4	36.760	39.124	22.682	1:38.566	4	36.936	38.807	22.537	1:38.280	3	37.701	40.386	23.383	1:41.470
5	37.410	47.821	31.706	1:56.937	5	37.001	47.287	31.810	1:56.098	4	38.381	40.380	23.411	1:42.172
6	1:08.482	1:10.664	45.423	3:04.569	6	1:09.476	1:10.531	44.465	3:04.472	5	37.975	43.480	25.908	1:47.363
7	1:04.738	1:07.165	39.637	2:51.540	7	1:05.639	1:07.278	38.352	2:51.269	6	1:07.726	1:10.296	44.634	3:02.656
8	37.672	38.859	22.756	1:39.287	8	37.614	39.352	22.510	1:39.476	7	1:05.446	1:07.166	39.032	2:51.644
9	37.639	39.749	22.671	1:40.059	9	37.512	39.202	22.431	1:39.145	8	39.147	41.453	23.241	1:43.841
10	37.426	38.862	22.778	1:39.066	10	37.453	39.329	22.488	1:39.270	9	37.761	40.224	22.983	1:40.968
11	37.139	39.168	23.016	1:39.323	11	37.515	39.265	22.343	1:39.123	10	38.283	40.079	22.949	1:41.311
No.3 Hentschel, Daniel					No.10 Crowe, Malcolm					No.20 Gjertsen, Erik Martin				
1	40.994	39.471	22.310	1:42.775	1 IN	44.453	41.961	34.525	2:00.939	1 IN	42.488	43.474	36.964	2:02.926
2	36.821	39.202	22.695	1:38.718	No.11 Lehtinen, Vesa					2	4:31.539	42.020	30.683	5:44.242
3	37.159	39.450	22.382	1:38.991	1	40.919	40.368	23.171	1:44.458	3	51.926	48.159	28.043	2:08.128
4	37.224	39.482	22.644	1:39.350	2	37.904	39.768	23.147	1:40.819	4	48.565	45.688	28.056	2:02.309
5	37.072	47.868	31.467	1:56.407	3	37.647	39.931	23.350	1:40.928	5	1:02.559	1:04.205	37.908	2:44.672
6	1:09.925	1:10.411	44.082	3:04.418	4	37.593	39.996	23.308	1:40.897	6	40.415	42.541	25.759	1:48.715
7	1:06.060	1:07.423	38.516	2:51.999	5	37.910	42.484	29.319	1:49.713	7	40.097	43.958	25.899	1:49.954
8	37.635	40.207	22.385	1:40.227	6	1:09.352	1:10.560	44.371	3:04.283	8	38.616	43.958	25.185	1:47.759
9	37.037	39.302	22.520	1:38.859	7	1:05.595	1:07.343	38.313	2:51.251	9	40.045	41.770	25.229	1:47.044
10	36.930	39.866	22.593	1:39.389	8	37.645	40.374	23.056	1:41.075	No.21 Sieker, Ulli				
11	37.210	39.231	22.511	1:38.952	9	37.343	39.908	23.321	1:40.572	1	44.839	45.723	31.548	2:02.110
No.4 Maasmann, Marcel					10	37.586	40.244	23.440	1:41.270	2	41.249	44.175	25.093	1:50.517
1	39.813	39.459	22.383	1:41.655	11	38.141	40.435	23.543	1:42.119	3	39.902	43.281	24.542	1:47.725
2	36.860	39.771	22.346	1:38.977	No.12 Kennings, Paul					No.23 Ranoarimanana, Kevin				
3	36.641	39.445	22.728	1:38.814	1	42.543	41.854	23.161	1:47.558	1	43.875	45.051	24.341	1:53.267
4	37.114	39.243	22.483	1:38.840	2	38.988	40.479	22.747	1:42.214	2	39.588	42.311	24.403	1:46.302
5	36.867	47.655	31.770	1:56.292	3	37.836	40.069	22.881	1:40.786	3	38.982	41.997	24.531	1:45.510
6	1:08.966	1:10.440	45.329	3:04.735	4	38.683	40.472	23.248	1:42.403	4	39.606	41.901	24.461	1:45.968
7	1:05.053	1:06.827	39.421	2:51.301	5	38.213	43.118	26.502	1:47.833	5	40.256	43.337	25.340	1:48.933
8	37.575	39.217	22.244	1:39.036	6	1:07.605	1:10.979	44.279	3:02.863	6	50.873	1:10.824	45.126	2:46.823
9	36.733	38.718	22.469	1:37.920	7	1:05.039	1:07.454	38.246	2:50.739	7	1:05.935	1:05.807	36.499	2:48.241
10	36.717	38.637	22.582	1:37.936	8	38.931	40.927	22.901	1:42.759	8	40.709	42.583	23.940	1:47.232
11	36.678	38.753	22.848	1:38.279	9	38.093	40.111	22.928	1:41.132	9	39.239	41.907	24.384	1:45.530
No.5 Lilja, Henrik					10	37.952	39.737	22.921	1:40.610	10	39.044	42.385	23.949	1:45.378
1	40.251	39.958	22.052	1:42.261	11	37.691	40.232	23.178	1:41.101	11	39.308	43.448	24.739	1:47.495
2	36.854	38.908	22.237	1:37.999	No.15 Reinke, Jürgen					No.24 Legros, Frederic				
3	36.938	39.438	23.037	1:39.413	1	41.740	40.612	23.289	1:45.641	1	44.599	46.707	26.844	1:58.150
4	37.032	38.959	22.805	1:38.796	2	4:27.700	39.978	23.369	5:31.047	2	42.457	45.150	26.594	1:54.201
5	37.005	48.151	31.455	1:56.611	3	39.760	43.226	25.363	1:48.349	3	41.188	45.200	26.248	1:52.636
6	1:09.496	1:10.481	44.637	3:04.614	4	50.813	1:09.981	45.190	2:45.984	4	43.737	45.548	30.473	1:59.758
7	1:05.257	1:06.800	39.352	2:51.409	5	1:05.887	1:05.447	36.401	2:47.735	5	51.653	48.421	28.336	2:08.410
8	37.216	40.179	22.354	1:39.749	6	39.690	40.862	23.075	1:43.627	6	48.418	45.711	27.966	2:02.095
9	36.947	38.875	22.827	1:38.649	7	36.999	40.490	23.559	1:41.048	7	1:02.276	1:04.036	38.720	2:45.032
10	38.267	38.945	22.683	1:39.895	8	36.723	39.533	22.831	1:39.087					
11	37.084	38.858	22.496	1:38.438										





Assen | 03 - 05.08.2012

CIK-FIA European Superkart Championship (Rd3)

SUPERKART



Superkart

Race 2 (NLD2) Analysis

For information purposes. No official / regulatory value

Laps	Sector 1	Sector 2	Sector 3	Lap Time
8	41.754	44.252	25.519	1:51.525
9	40.758	44.808	25.597	1:51.163
10	40.707	44.646	25.290	1:50.643
11	40.562	44.556	25.779	1:50.897

No.30 Gorissen, Marcel

Laps	Sector 1	Sector 2	Sector 3	Lap Time
1	42.294	43.205	24.381	1:49.880
2	39.478	42.149	24.810	1:46.437
3	40.993	42.274	24.070	1:47.337
4	39.791	41.765	24.030	1:45.586
5	39.776	42.262	24.307	1:46.345
6	56.582	1:10.750	45.099	2:52.431
7	1:05.640	1:06.381	36.783	2:48.804
8	40.611	42.541	24.224	1:47.376
9	40.644	41.884	24.285	1:46.813
10	39.250	42.172	23.878	1:45.300
11	40.583	41.706	24.209	1:46.498

No.32 Westerdijk, Laurens

Laps	Sector 1	Sector 2	Sector 3	Lap Time
1	44.772	47.630	27.434	1:59.836
2	41.821	43.627	24.989	1:50.437
3 IN	40.690	1:04.724	37.633	2:23.047
4 IN	2:06.866	49.242	34.895	3:31.003

No.41 Rushforth, Simon

Laps	Sector 1	Sector 2	Sector 3	Lap Time
1	43.829	46.785	25.938	1:56.552
2	40.993	44.548	25.443	1:50.984
3	40.058	44.472	25.212	1:49.742

No.44 Payart, Damien

Laps	Sector 1	Sector 2	Sector 3	Lap Time
1	39.823	39.807	22.372	1:42.002
2	37.157	39.244	22.506	1:38.907
3	37.333	39.433	22.397	1:39.163
4	37.450	39.089	22.463	1:39.002
5	37.567	47.496	31.682	1:56.745
6	1:09.568	1:10.629	44.478	3:04.675
7	1:05.660	1:06.870	38.815	2:51.345
8	37.847	40.227	22.329	1:40.403
9	37.297	39.040	22.364	1:38.701
10	37.637	39.538	22.194	1:39.369
11	37.472	39.082	22.595	1:39.149

No.46 Chapeau, Laurent

Laps	Sector 1	Sector 2	Sector 3	Lap Time
1	43.549	45.917	24.903	1:54.369
2	40.544	43.320	25.282	1:49.146
3	40.736	43.258	24.873	1:48.867
4	39.804	42.582	24.826	1:47.212
5	42.323	42.933	26.119	1:51.375
6	52.741	1:00.567	46.121	2:39.429
7	1:04.568	1:05.010	38.508	2:48.086
8	41.390	43.804	25.377	1:50.571
9	40.478	44.826	26.163	1:51.467

Laps	Sector 1	Sector 2	Sector 3	Lap Time
10	40.824	43.736	25.430	1:49.990
11	40.821	45.025	25.457	1:51.303

No.47 Marggraf, Thomas

Laps	Sector 1	Sector 2	Sector 3	Lap Time
1	45.101	47.287	27.154	1:59.542
2	40.771	43.260	25.648	1:49.679
3	39.678	44.309	25.492	1:49.479
4	39.924	45.567	25.865	1:51.356
5	44.670	47.067	27.698	1:59.435
6	48.904	48.732	45.431	2:23.067
7	1:04.726	1:04.327	38.178	2:47.231
8	41.119	43.803	25.619	1:50.541
9	39.485	44.834	26.194	1:50.513
10	38.958	42.122	24.887	1:45.967
11	38.874	42.394	25.188	1:46.456

No.53 Harpham, Lee

Laps	Sector 1	Sector 2	Sector 3	Lap Time
1	38.753	39.444	22.650	1:40.847
2	37.191	38.834	22.779	1:38.804
3	37.326	38.837	22.602	1:38.765
4	37.020	39.110	22.667	1:38.797
5	37.021	46.931	28.959	1:52.911
6	1:12.448	1:10.657	45.343	3:08.448
7	1:04.282	1:07.181	39.684	2:51.147
8	37.664	38.790	22.744	1:39.198
9	37.212	38.899	22.741	1:38.852
10	37.383	38.621	22.388	1:38.392
11	36.786	38.993	22.379	1:38.158

No.54 Zoutman, Fokko

Laps	Sector 1	Sector 2	Sector 3	Lap Time
1	44.236	46.545	25.853	1:56.634
2	41.088	44.154	25.556	1:50.798
3	40.148	44.683	25.259	1:50.090
4	40.709	45.378	25.660	1:51.747
5	44.450	46.759	27.162	1:58.371
6	50.051	48.689	45.224	2:23.964
7	1:04.779	1:04.641	37.891	2:47.311
8	42.351	44.138	25.303	1:51.792
9	40.458	43.897	25.920	1:50.275
10	40.713	44.191	25.350	1:50.254
11	40.272	44.885	25.583	1:50.740

No.56 Bleek, Danny

Laps	Sector 1	Sector 2	Sector 3	Lap Time
1	2:58.100	41.691	23.124	4:02.915
2	37.434	41.444	22.863	1:41.741
3	41.540	41.960	23.242	1:46.742
4	39.254	40.995	24.484	1:44.733
5	53.012	1:00.905	45.746	2:39.663
6	1:04.876	1:04.736	38.015	2:47.627
7	37.810	41.315	22.719	1:41.844
8	37.045	39.756	23.082	1:39.883
9	38.149	39.734	22.613	1:40.496

Laps	Sector 1	Sector 2	Sector 3	Lap Time
10	36.984	40.588	23.523	1:41.095

No.60 Urhofer, Thomas

Laps	Sector 1	Sector 2	Sector 3	Lap Time
1	42.991	42.121	23.713	1:48.825
2	38.341	40.417	23.352	1:42.110
3	37.907	40.103	23.345	1:41.355
4	37.775	40.323	23.395	1:41.493
5	37.788	43.963	26.528	1:48.279
6	1:07.360	1:11.066	44.795	3:03.221
7	1:04.893	1:07.004	38.208	2:50.105
8	38.626	40.825	23.390	1:42.841
9	38.249	40.447	23.799	1:42.495
10	37.666	40.426	23.043	1:41.135
11	37.588	41.419	23.521	1:42.528

No.66 Lundgren, Patrik

Laps	Sector 1	Sector 2	Sector 3	Lap Time
1	41.619	41.403	23.246	1:46.268
2	38.931	40.608	23.964	1:43.503
3	38.964	41.683	23.543	1:44.190
4	38.689	41.033	23.725	1:43.447
5	39.292	41.206	24.330	1:44.828
6	1:07.085	1:11.570	45.017	3:03.672
7	1:04.692	1:06.785	38.160	2:49.637
8	39.165	40.671	23.485	1:43.321
9	38.756	40.688	23.763	1:43.207
10	38.571	40.293	23.291	1:42.155
11	38.642	40.851	24.067	1:43.560

No.71 Malm, Stefan

Laps	Sector 1	Sector 2	Sector 3	Lap Time
1	43.322	42.003	23.428	1:48.753
2	38.081	40.424	22.961	1:41.466
3	37.691	40.141	22.804	1:40.636
4	38.508	40.693	23.130	1:42.331
5	38.336	43.939	25.812	1:48.087
6	1:07.573	1:10.930	44.884	3:03.387
7	1:04.423	1:07.517	38.380	2:50.320
8	38.730	41.157	23.483	1:43.370
9	37.995	40.598	23.696	1:42.289
10	37.767	39.997	23.136	1:40.900
11	38.052	41.818	23.636	1:43.506

No.72 Bernhard, Jörg

Laps	Sector 1	Sector 2	Sector 3	Lap Time
1	43.322	43.230	24.400	1:50.952
2	39.554	41.291	24.221	1:45.066
3	39.260	41.482	23.886	1:44.628
4	38.997	41.394	23.953	1:44.344
5	39.731	42.167	24.585	1:46.483
6	59.723	1:11.193	44.864	2:55.780
7	1:05.632	1:06.424	36.993	2:49.049
8	40.406	42.449	23.946	1:46.801
9	38.935	41.518	23.857	1:44.310
10	39.213	41.310	23.928	1:44.451





Superkart

Race 2 (NLD2) Analysis

For information purposes. No official / regulatory value

Laps	Sector 1	Sector 2	Sector 3	Lap Time
11	38.997	41.548	23.778	1:44.323

No.74 Robert, Gregory

1	41.555	40.612	23.358	1:45.525
2	48.587	40.123	23.618	1:52.328
3	37.950	39.445	23.403	1:40.798
4	37.400	39.930	23.589	1:40.919
5	38.586	41.549	24.080	1:44.215
6	1:07.120	1:11.762	44.881	3:03.763
7	1:05.042	1:06.592	37.690	2:49.324
8	38.373	40.610	23.328	1:42.311
9	37.651	40.326	23.428	1:41.405
10	37.449	40.118	23.205	1:40.772
11	37.396	41.515	23.384	1:42.295

No.78 de Ruit, Romano

1	39.086	39.783	22.662	1:41.531
2	36.693	39.128	22.764	1:38.585
3	36.876	39.616	23.061	1:39.553
4	37.740	39.009	22.589	1:39.338
5	36.959	47.952	31.633	1:56.544
6	1:09.667	1:10.443	44.431	3:04.541
7	1:05.784	1:06.656	39.157	2:51.597
8	36.865	39.596	22.507	1:38.968
9	36.719	39.252	22.868	1:38.839
10	37.895	39.271	22.949	1:40.115
11	37.126	39.100	22.779	1:39.005

No.79 Raittinen, Pasi

1	45.927	45.371	24.848	1:56.146
2	41.022	42.605	24.272	1:47.899
3	39.396	42.048	24.716	1:46.160
4	39.355	42.136	24.496	1:45.987
5	39.485	43.034	25.741	1:48.260
6	52.438	1:07.647	45.184	2:45.269
7	1:06.092	1:05.081	36.627	2:47.800
8	40.373	42.684	24.273	1:47.330
9	38.879	41.455	24.317	1:44.651
10	39.194	41.619	24.348	1:45.161

No.80 Fred, Juha

1 IN	40.913	49.059	45.638	2:15.610
------	---------------	---------------	--------	----------

No.85 Parkes, Gary

1	43.892	43.281	24.486	1:51.659
2	39.513	41.519	23.903	1:44.935
3	38.969	41.634	23.917	1:44.520
4	38.989	41.456	23.853	1:44.298
5	39.819	42.269	24.453	1:46.541
6	59.404	1:11.537	44.858	2:55.799
7	1:05.657	1:06.424	36.829	2:48.910
8	40.530	42.385	24.226	1:47.141

Laps	Sector 1	Sector 2	Sector 3	Lap Time
9	38.519	41.644	23.793	1:43.956
10	38.402	40.430	23.425	1:42.257
11	38.613	40.714	23.377	1:42.704

No.86 Vandemeulebroucke, Charles

1	42.223	43.090	23.317	1:48.630
2	38.231	41.646	23.584	1:43.461
3	38.008	40.644	23.272	1:41.924
4	38.509	41.316	23.572	1:43.397
5	39.208	41.858	24.218	1:45.284
6	1:07.095	1:11.874	44.633	3:03.602
7	1:05.058	1:06.810	38.073	2:49.941
8	42.784	42.468	24.806	1:50.058
9	39.995	42.948	24.353	1:47.296
10	40.099	42.291	24.108	1:46.498
11	39.849	42.222	25.275	1:47.346

No.87 Vejen, Henrik

1	42.729	41.970	23.305	1:48.004
2	38.815	40.406	23.636	1:42.857
3	37.623	39.558	23.122	1:40.303
4	38.046	40.926	23.372	1:42.344
5	37.997	43.896	26.123	1:48.016
6	1:07.496	1:11.110	44.808	3:03.414
7	1:04.662	1:07.372	37.963	2:49.997
8	38.787	40.905	23.400	1:43.092
9	38.122	39.754	22.921	1:40.797
10	38.215	40.067	23.092	1:41.374
11 IN	37.710	45.210	36.971	1:59.891

No.88 Busby, Kevin

1	46.032	44.864	25.400	1:56.296
2	39.522	42.449	24.260	1:46.231
3	39.070	42.096	24.251	1:45.417
4 IN	40.498	52.439	53.816	2:26.753

No.89 Kinsey, Carl

1	41.730	41.183	23.441	1:46.354
2	38.157	40.150	23.447	1:41.754
3	38.185	40.190	23.179	1:41.554
4	38.219	40.584	23.444	1:42.247
5	38.160	43.374	26.340	1:47.874
6	1:07.507	1:10.554	44.124	3:02.185
7	1:05.590	1:07.381	38.541	2:51.512
8	39.282	42.378	23.416	1:45.076
9	41.203	42.354	23.422	1:46.979
10	38.511	40.051	23.435	1:41.997
11	38.504	40.071	23.649	1:42.224

No.93 Bjerger, Ingvar

1	44.231	42.889	24.326	1:51.446
2	38.478	40.144	23.513	1:42.135

Laps	Sector 1	Sector 2	Sector 3	Lap Time
3	37.638	40.690	23.490	1:41.818
4	38.136	41.409	23.792	1:43.337
5	38.872	42.146	24.012	1:45.030
6	1:07.338	1:12.077	44.567	3:03.982
7	1:04.914	1:07.105	37.029	2:49.048
8	38.672	40.758	23.613	1:43.043
9	38.538	41.102	23.824	1:43.464
10	38.115	40.987	23.301	1:42.403
11	37.839	41.366	23.674	1:42.879

No.97 Verhaar, Mark

1	41.885	42.007	23.339	1:47.231
2	38.972	41.037	23.458	1:43.467
3	37.860	40.876	23.308	1:42.044
4	37.951	40.549	23.468	1:41.968
5	38.287	42.070	26.183	1:46.540
6	1:07.470	1:11.284	44.735	3:03.489
7	1:05.170	1:06.730	38.318	2:50.218
8	38.849	41.254	23.287	1:43.390
9	37.981	40.967	23.517	1:42.465
10	38.081	41.001	23.521	1:42.603
11	38.023	41.001	23.563	1:42.587

No.99 Bischoff, Roland

1	44.143	45.705	25.164	1:55.012
2	41.502	44.554	25.317	1:51.373
3	40.598	44.314	25.377	1:50.289
4	41.438	44.913	25.642	1:51.993
5	44.406	46.817	27.344	1:58.567
6	49.688	48.830	45.268	2:23.786
7	1:05.014	1:04.711	37.857	2:47.582
8	41.254	44.278	25.128	1:50.660
9	39.990	44.676	25.794	1:50.460
10	40.807	44.142	25.683	1:50.632
11	40.695	44.588	25.585	1:50.868





Superkart

Race 2 (NLD2)
Starting Grid

Document 7

Subject to scrutineering & sporting investigations

24	Legros, Frederic MS Kart / VM	1:52.870	20	41	Rushforth, Simon Spyda / Pavesi	1:54.199
23	Ranoarimanana, Kevin MS Kart / VM	1:51.605	19	54	Zoutman, Fokko MS Kart / TM	1:51.746
47	Marggraf, Thomas PVP / PVP	1:50.059	18	99	Bischoff, Roland USP / Yamaha	1:50.899
36	Van Dijk, René MS Kart / VM	1:47.259	17	46	Chapeau, Laurent PVP / FPE	1:47.320
20	Gjertsen, Erik Martin PVP / PVP	1:46.997	16	21	Sieker, Ulli USP / Yamaha	1:47.232
30	Gorissen, Marcel Anderson / Rotax	1:45.717	15	79	Raittinen, Pasi PVP / PVP	1:46.879
97	Verhaar, Mark MS Kart / VM	1:45.099	14	86	Vandemeulebroucke, Charles Anderson / FPE	1:45.405
66	Lundgren, Patrik PVP / PVP	1:43.764	13	72	Bernhard, Jörg PVP / PVP	1:44.561
32	Westerdijk, Laurens MS Kart / VM	1:42.435	12	85	Parkes, Gary Anderson / FPE	1:43.013
89	Kinsey, Carl Anderson / FPE	1:42.038	11	88	Busby, Kevin Anderson / FPE	1:42.246
11	Lehtinen, Vesa Anderson / DEA	1:41.605	10	10	Crowe, Malcolm Anderson / DEA	1:41.608
60	Urhofer, Thomas Anderson / FPE	1:41.518	9	80	Fred, Juha PVP / PVP	1:41.577
12	Kennings, Paul Anderson / FPE	1:40.309	8	93	Bjerge, Ingvar Anderson / FPE	1:41.377
16	Harvey, David Anderson / FPE	1:40.078	7	87	Vejen, Henrik PVP / PVP	1:40.271
71	Malm, Stefan Scherman / PVP	1:39.797	6	74	Robert, Gregory Anderson / FPE	1:39.923
56	Bleek, Danny MS Kart / VM	1:39.366	5	15	Reinke, Jürgen Anderson / DEA	1:39.558
4	Maasmann, Marcel Anderson / FPE	1:38.380	4	44	Payart, Damien Anderson / FPE	1:38.738
3	Hentschel, Daniel Anderson / DEA	1:38.226	3	78	de Ruit, Romano Anderson / FPE	1:38.274
9	Kout, Adam MS Kart / DEA	1:37.722	2	53	Harpham, Lee Anderson / FPE	1:37.862
5	Lilja, Henrik PVP / PVP	1:37.468	1	2	Bennett, Gavin Anderson / DEA	1:37.609

POLE POSITION



Start : 05/08/2012 - 10:30 11 Laps = 50.105 Km

Assen (NLD) - 03/08/2012 - 05/08/2012

CIK-FIA





Assen | 03 - 05.08.2012

CIK-FIA European Superkart Championship (Rd3)

SUPERKART



Superkart

Race 1 (NLD1)

Document 6.1 OFFICIAL

Results

Subject to scrutineering & sporting investigations

Rnk	No.	Entrant	Nat	Driver	Nat	Equipment	Laps	Gap	Interv.	Speed	Best Lap
1	4	Maasmann, Marcel	NLD	Maasmann, Marcel	NLD	Anderson / FPE	11			165.27	1:37.499
2	5	Lilja, Henrik	DNK	Lilja, Henrik	DNK	PVP / PVP	11	1.357	1.357	165.06	1:38.069
3	53	Harpham, Lee	GBR	Harpham, Lee	GBR	Anderson / FPE	11	5.364	4.007	164.46	1:37.888
4	44	Payart, Damien	FR	Payart, Damien	FR	Anderson / FPE	11	7.802	2.438	164.09	1:38.192
5	78	de Ruit, Romano	NLD	de Ruit, Romano	NLD	Anderson / FPE	11	9.953	2.151	163.77	1:38.665
6	56	Bleek, Danny	NLD	Bleek, Danny	NLD	MS Kart / VM	11	11.209	1.256	163.59	1:38.267
7	9	MS Kart Racing Team	CZE	Kout, Adam	CZE	MS Kart / DEA	11	12.614	1.405	163.38	1:38.766
8	3	Hentschel, Daniel	DEU	Hentschel, Daniel	DEU	Anderson / DEA	11	13.449	0.835	163.25	1:38.471
9	71	Malm, Stefan	SWE	Malm, Stefan	SWE	Scherman / PVP	11	30.492	17.043	160.77	1:40.331
10	11	Lehtinen, Vesa	FIN	Lehtinen, Vesa	FIN	Anderson / DEA	11	31.493	1.001	160.63	1:40.360
11	74	Robert, Gregory	GBR	Robert, Gregory	GBR	Anderson / FPE	11	31.882	0.389	160.57	1:39.808
12	16	Harvey, David	GBR	Harvey, David	GBR	Anderson / FPE	11	32.411	0.529	160.50	1:40.430
13	15	Reinke, Jürgen	DEU	Reinke, Jürgen	DEU	Anderson / DEA	11	37.160	4.749	159.82	1:39.065
14	80	Fred, Juha	FIN	Fred, Juha	FIN	PVP / PVP	11	45.333	8.173	158.67	1:41.318
15	89	Kinsey, Carl	GBR	Kinsey, Carl	GBR	Anderson / FPE	11	46.107	0.774	158.57	1:41.322
16	87	Vejen, Henrik	DNK	Vejen, Henrik	DNK	PVP / PVP	11	46.498	0.391	158.51	1:41.300
17	93	Bjerge, Ingvar	SWE	Bjerge, Ingvar	SWE	Anderson / FPE	11	46.721	0.223	158.48	1:41.273
18	88	Busby, Kevin	GBR	Busby, Kevin	GBR	Anderson / FPE	11	47.335	0.614	158.40	1:41.039
19	97	Verhaar, Mark	NLD	Verhaar, Mark	NLD	MS Kart / VM	11	56.100	8.765	157.19	1:41.872
20	12	Kennings, Paul	GBR	Kennings, Paul	GBR	Anderson / FPE	11	57.135	1.035	157.04	1:40.386
21	60	Urhofer, Thomas	AUT	Urhofer, Thomas	AUT	Anderson / FPE	11	57.548	0.413	156.99	1:41.496
22	85	Parkes, Gary	GBR	Parkes, Gary	GBR	Anderson / FPE	11	58.026	0.478	156.92	1:42.770
23	66	Lundgren, Patrik	SWE	Lundgren, Patrik	SWE	PVP / PVP	11	1:06.854	8.828	155.73	1:42.764
24	72	Bernhard, Jörg	DEU	Bernhard, Jörg	DEU	PVP / PVP	11	1:14.630	7.776	154.69	1:43.516
25	79	Raittinen, Pasi	FIN	Raittinen, Pasi	FIN	PVP / PVP	11	1:15.350	0.720	154.59	1:43.536
26	36	Van Dijk, René	NLD	Van Dijk, René	NLD	MS Kart / VM	11	1:21.243	5.893	153.82	1:44.592
27	30	Gorissen, Marcel	NLD	Gorissen, Marcel	NLD	Anderson / Rotax	11	1:24.407	3.164	153.40	1:44.996
28	86	Vandemeulebroucke, Charles	FR	Vandemeulebroucke, Charles	FR	Anderson / FPE	11	2:13.300	48.893	147.28	1:42.572
29	2	Bennett, Gavin	GBR	Bennett, Gavin	GBR	Anderson / DEA	10	1 Lap	1 Lap	161.75	1:38.069
30	46	Chapeau, Laurent	FR	Chapeau, Laurent	FR	PVP / FPE	10	1 Lap	1:55.350	145.22	1:47.195
31	99	Bischoff, Roland	DEU	Bischoff, Roland	DEU	USP / Yamaha	10	1 Lap	8.053	144.19	1:50.882
32	41	Rushforth, Simon	GBR	Rushforth, Simon	GBR	Spyda / Pavesi	10	1 Lap	11.347	142.77	1:51.710
33	24	Legros, Frederic	FR	Legros, Frederic	FR	MS Kart / VM	10	1 Lap	4.393	142.23	1:52.011
34	47	Marggraf, Thomas	DEU	Marggraf, Thomas	DEU	PVP / PVP	9	2 Laps	1 Lap	132.04	1:48.840
35	54	Zoutman, Fokko	NLD	Zoutman, Fokko	NLD	MS Kart / TM	7	4 Laps	2 Laps	143.27	1:51.109
36	20	Gjertsen, Erik Martin	NOR	Gjertsen, Erik Martin	NOR	PVP / PVP	6	5 Laps	1 Lap	145.28	1:47.032
37	23	Ranoarimanana, Kevin	FR	Ranoarimanana, Kevin	FR	MS Kart / VM	5	6 Laps	1 Lap	140.68	1:46.567
38	10	Crowe, Malcolm	GBR	Crowe, Malcolm	GBR	Anderson / DEA	2	9 Laps	3 Laps	150.58	1:43.882
39	32	Westerdijk, Laurens	NLD	Westerdijk, Laurens	NLD	MS Kart / VM	1	10 Laps	1 Lap	145.44	1:46.449
40	21	Sieker, Ulli	DEU	Sieker, Ulli	DEU	USP / Yamaha	1	10 Laps	5.289	138.93	1:51.138

Start Time : 04/08/2012 - 11:18:20

Best Lap : No.4 Maasmann, Marcel

1:37.499 168.18 Kph

Weather : Cloudy Air : 20°C Track : Dry

Event Record : No.5 Lilja, Henrik

1:37.468 168.23 Kph

Assen (NLD) - 03/08/2012 - 05/08/2012

Page 1 / 1

CIK-FIA

Apex Timing





Superkart

Race 1 (NLD1)

Lap Chart

For information purposes. No official / regulatory value

	1	2	3	4	5	6	7	8	9	10	11	12	13	14	15	16	17	18	19	20	21	22	23	24	25	26	27	28	29	30	31	32	33	34	35	36	37	38	39	40
Grid	5	2	9	53	3	78	4	44	56	15	71	74	16	87	12	93	60	80	11	10	89	88	32	85	66	72	97	86	30	79	20	21	36	46	47	99	23	54	24	41
Start	5	2	3	9	53	56	4	15	78	44	71	16	74	87	11	93	12	80	89	60	32	66	85	10	97	88	30	72	21	86	79	20	36	46	99	54	23	47	24	41
Lap 1 Interval	5	9	2	53	4	3	56	44	78	15	71	16	74	11	87	80	89	12	93	32	66	88	60	10	85	97	30	86	79	72	36	21	99	23	46	20	54	41	47	24
Lap 2	5	9	2	53	4	3	78	44	56	15	71	16	74	11	87	80	12	89	93	66	60	88	97	10	85	30	86	72	36	79	23	20	54	99	46	41	47	24		
Lap 3	5	9	4	53	2	44	3	78	56	71	16	74	11	87	80	12	89	93	60	88	97	66	85	15	86	72	30	79	36	23	20	54	99	47	24	41	46			
Lap 4	5	4	9	53	2	44	3	56	78	71	16	74	11	87	80	12	89	93	60	88	97	15	66	85	72	86	30	36	79	23	20	54	99	24	41	46	47			
Lap 5	5	4	53	9	2	44	3	78	56	71	16	11	74	87	80	12	89	93	88	15	60	97	66	85	86	72	30	79	36	20	54	24	99	41	46	23	47			
Lap 6	4	5	53	2	44	3	9	78	56	71	16	11	74	87	80	12	89	93	15	88	60	97	66	85	86	72	30	79	36	20	54	99	24	41	46	47				
Lap 7	4	5	53	44	2	3	9	78	56	71	11	16	74	87	12	80	15	93	89	88	60	97	66	85	86	72	79	30	36	24	99	46	24	41	47					
Lap 8	4	5	53	44	2	78	9	3	56	71	11	16	74	87	15	80	93	89	88	60	97	66	85	12	86	72	79	30	36	99	46	24	41	47						
Lap 9	4	5	53	44	2	78	9	3	56	71	11	16	74	15	87	80	93	89	88	60	97	66	85	12	86	72	79	30	36	46	99	41	24	47						
Lap 10	4	5	53	44	78	9	56	3	10.4	11	71	74	16	15	80	87	89	93	88	97	66	85	12	86	72	79	36	30	46	99	41	24								
Lap 11	4	5	53	44	78	56	9	3	71	11	74	16	15	80	89	87	93	88	97	12	60	85	66	72	79	36	30	86												





Superkart

Race 1 (NLD1) Analysis

For information purposes. No official / regulatory value

Laps	Sector 1	Sector 2	Sector 3	Lap Time
No.2 Bennett, Gavin				
1	38.417	40.535	22.902	1:41.854
2	36.936	39.356	23.065	1:39.357
3	36.662	40.632	22.777	1:40.071
4	36.757	39.205	22.791	1:38.753
5	36.437	38.931	22.701	1:38.069
6	36.684	39.610	22.728	1:39.022
7	36.722	38.851	23.292	1:38.865
8	37.123	40.899	24.579	1:42.601
9	37.522	38.988	22.817	1:39.327
10 IN	36.620	39.045	36.604	1:52.269

Laps	Sector 1	Sector 2	Sector 3	Lap Time
No.3 Hentschel, Daniel				
1	38.765	40.175	23.433	1:42.373
2	37.094	39.702	22.796	1:39.592
3	36.720	39.782	23.004	1:39.506
4	36.861	39.385	22.635	1:38.881
5	36.418	39.466	22.587	1:38.471
6	36.637	40.181	22.839	1:39.657
7	36.498	39.349	23.004	1:38.851
8	36.657	41.172	23.914	1:41.743
9	37.843	40.007	22.985	1:40.835
10	37.062	39.535	23.069	1:39.666
11	37.251	41.012	23.222	1:41.485

Laps	Sector 1	Sector 2	Sector 3	Lap Time
No.4 Maasmann, Marcel				
1	38.649	39.985	22.982	1:41.616
2	36.804	39.399	22.994	1:39.197
3	36.874	39.593	22.790	1:39.257
4	36.022	38.921	22.989	1:37.932
5	36.184	38.569	22.746	1:37.499
6	36.392	38.979	22.836	1:38.207
7	36.368	38.924	22.842	1:38.134
8	36.804	40.022	22.809	1:39.635
9	36.460	39.016	22.923	1:38.399
10	36.500	39.629	22.825	1:38.954
11	36.271	38.864	22.996	1:38.131

Laps	Sector 1	Sector 2	Sector 3	Lap Time
No.5 Lilja, Henrik				
1	38.300	39.467	22.990	1:40.757
2	36.613	39.094	22.762	1:38.469
3	37.027	39.355	22.678	1:39.060
4	36.618	39.386	22.989	1:38.993
5	37.064	39.004	22.860	1:38.928
6	36.478	40.503	22.703	1:39.684
7	36.499	38.921	22.649	1:38.069
8	37.112	39.527	22.713	1:39.352
9	36.560	38.979	22.597	1:38.136
10	36.510	39.256	22.843	1:38.609
11	36.835	39.467	22.988	1:39.290

Laps	Sector 1	Sector 2	Sector 3	Lap Time
No.9 Kout, Adam				
1	38.292	40.126	22.975	1:41.393
2	36.996	39.403	22.972	1:39.371
3	36.704	39.203	22.859	1:38.766
4	36.605	39.363	23.366	1:39.334
5	36.479	39.522	22.818	1:38.819
6	36.853	40.979	23.149	1:40.981
7	36.682	39.320	22.874	1:38.876
8	36.747	41.231	23.253	1:41.231
9	38.124	39.701	22.750	1:40.575
10	36.851	39.889	22.864	1:39.604
11	36.949	41.127	23.195	1:41.271

Laps	Sector 1	Sector 2	Sector 3	Lap Time
No.10 Crowe, Malcolm				
1	41.363	42.272	23.831	1:47.466
2	38.930	41.311	23.641	1:43.882

Laps	Sector 1	Sector 2	Sector 3	Lap Time
No.11 Lehtinen, Vesa				
1	39.627	40.953	23.312	1:43.892
2	37.096	40.267	23.688	1:41.051
3	37.221	40.232	23.383	1:40.836
4	37.042	39.908	23.410	1:40.360
5	36.981	40.108	23.410	1:40.499
6	37.315	40.454	23.480	1:41.249
7	37.394	40.501	23.702	1:41.597
8	37.499	40.179	23.631	1:41.309
9	37.665	40.487	23.488	1:41.640
10	37.191	41.259	23.596	1:42.046
11	38.074	40.720	23.917	1:42.711

Laps	Sector 1	Sector 2	Sector 3	Lap Time
No.12 Kennings, Paul				
1	40.606	41.963	23.684	1:46.253
2	38.134	41.253	23.403	1:42.790
3	37.431	40.431	23.194	1:41.056
4	37.403	39.970	23.013	1:40.386
5	37.647	41.179	23.126	1:41.952
6	37.643	40.754	23.104	1:41.501
7	37.511	40.513	23.508	1:41.532
8	37.852	1:00.877	23.452	2:02.181
9	37.503	40.358	23.120	1:40.981
10	37.501	40.516	23.651	1:41.668
11	37.977	41.224	23.294	1:42.495

Laps	Sector 1	Sector 2	Sector 3	Lap Time
No.15 Reinke, Jürgen				
1	39.210	40.521	23.402	1:43.133
2	37.008	40.094	23.291	1:40.393
3	37.163	49.070	28.224	1:54.457
4	37.358	40.241	23.703	1:41.302
5	37.331	40.173	23.297	1:40.801
6	36.655	39.115	23.295	1:39.065
7	36.862	39.452	23.489	1:39.803

Laps	Sector 1	Sector 2	Sector 3	Lap Time
8	37.687	40.556	23.501	1:41.744
9	37.413	39.646	23.543	1:40.602
10	36.729	41.633	23.577	1:41.939
11	37.362	39.587	23.722	1:40.671

Laps	Sector 1	Sector 2	Sector 3	Lap Time
No.16 Harvey, David				
1	39.741	40.785	23.029	1:43.555
2	37.077	40.462	23.281	1:40.820
3	37.148	39.980	23.326	1:40.454
4	36.960	40.128	23.342	1:40.430
5	37.210	40.816	23.417	1:41.443
6	37.316	40.818	23.475	1:41.609
7	37.385	41.401	23.869	1:42.655
8	37.557	40.621	23.580	1:41.758
9	37.526	40.489	24.438	1:42.453
10	37.472	41.115	23.542	1:42.129
11	37.640	40.263	23.438	1:41.341

Laps	Sector 1	Sector 2	Sector 3	Lap Time
No.20 Gjertsen, Erik Martin				
1	42.678	45.269	26.120	1:54.067
2	40.411	42.879	25.636	1:48.926
3	39.342	42.803	24.887	1:47.032
4	39.583	43.873	25.406	1:48.862
5	40.358	43.359	25.975	1:49.692
6 IN	40.862	44.111	36.340	2:01.313

Laps	Sector 1	Sector 2	Sector 3	Lap Time
No.21 Sieker, Ulli				
1	43.007	43.405	24.726	1:51.138

Laps	Sector 1	Sector 2	Sector 3	Lap Time
No.23 Ranoarimanana, Kevin				
1	41.889	44.101	25.681	1:51.671
2	39.555	42.039	25.787	1:47.381
3	40.629	43.150	24.561	1:48.340
4	39.139	42.799	24.629	1:46.567
5 IN	38.868	42.767	58.469	2:20.104

Laps	Sector 1	Sector 2	Sector 3	Lap Time
No.24 Legros, Frederic				
1	44.153	45.860	26.533	1:56.546
2	40.718	45.224	28.074	1:54.016
3	41.405	45.581	27.704	1:54.690
4	41.014	44.756	26.348	1:52.118
5	40.667	44.605	26.739	1:52.011
6	41.072	45.429	26.696	1:53.197
7	42.428	46.828	26.647	1:55.903
8	41.766	45.316	26.359	1:53.441
9	40.839	45.456	28.341	1:54.636
10	43.536	46.716	26.921	1:57.173

Laps	Sector 1	Sector 2	Sector 3	Lap Time
No.30 Gorissen, Marcel				
1	42.001	43.034	24.310	1:49.345
2	39.083	42.189	24.175	1:45.447
3	39.111	42.651	24.172	1:45.934
4	39.152	41.951	23.893	1:44.996





Superkart

Race 1 (NLD1) Analysis

For information purposes. No official / regulatory value

Laps	Sector 1	Sector 2	Sector 3	Lap Time
5	39.307	42.397	23.837	1:45.541
6	38.554	42.332	24.570	1:45.456
7	39.460	42.275	24.271	1:46.006
8	38.915	41.902	24.203	1:45.020
9	38.632	42.862	24.238	1:45.732
10	39.010	42.816	24.169	1:45.995
11	40.132	42.800	26.667	1:49.599

No.32 Westerdijk, Laurens

1	40.395	42.217	23.837	1:46.449
---	---------------	---------------	---------------	-----------------

No.36 Van Dijk, René

1	41.801	43.691	24.711	1:50.203
2	38.515	42.310	24.176	1:45.001
3	38.815	42.482	24.575	1:45.872
4	38.453	43.187	24.767	1:46.407
5	38.709	42.330	24.448	1:45.487
6	38.714	41.999	24.437	1:45.150
7	38.439	42.678	24.288	1:45.405
8	38.711	42.137	24.299	1:45.147
9	38.486	41.955	24.151	1:44.592
10	38.555	42.171	24.541	1:45.267
11	39.493	42.596	24.536	1:46.625

No.41 Rushforth, Simon

1	42.430	45.963	25.870	1:54.263
2	41.308	46.328	27.373	1:55.009
3	41.660	46.639	27.604	1:55.903
4	41.311	45.702	25.994	1:53.007
5	41.108	44.365	26.237	1:51.710
6	40.610	45.528	26.568	1:52.706
7	42.410	47.365	26.485	1:56.260
8	41.473	45.759	26.407	1:53.639
9	40.682	45.186	27.836	1:53.704
10	40.731	45.517	26.721	1:52.969

No.44 Payart, Damien

1	38.793	40.262	23.191	1:42.246
2	36.591	40.071	22.621	1:39.283
3	36.588	39.508	22.583	1:38.679
4	36.975	39.027	22.888	1:38.890
5	36.558	39.215	22.456	1:38.229
6	36.579	39.937	22.613	1:39.129
7	36.540	38.660	22.992	1:38.192
8	37.096	41.347	24.063	1:42.506
9	37.057	39.033	22.696	1:38.786
10	36.887	38.952	23.515	1:39.354
11	37.051	39.231	22.785	1:39.067

No.46 Chapeau, Laurent

1	42.668	44.941	26.035	1:53.644
2	41.070	45.540	30.230	1:56.840

Laps	Sector 1	Sector 2	Sector 3	Lap Time
3	50.498	45.217	26.292	2:02.007
4	40.892	44.741	25.686	1:51.319
5	40.717	45.216	25.268	1:51.201
6	41.220	43.468	25.053	1:49.741
7	40.147	43.734	26.863	1:50.744
8	39.960	44.133	26.245	1:50.338
9	39.797	43.066	25.546	1:48.409
10	39.686	42.371	25.138	1:47.195

No.47 Marggraf, Thomas

1	43.488	45.892	26.284	1:55.664
2	40.911	46.160	27.493	1:54.564
3	41.240	46.161	27.568	1:54.969
4 IN	41.493	47.929	31.678	2:01.100
5	2:04.134	45.228	26.836	3:16.198
6	39.745	44.364	25.772	1:49.881
7	39.275	43.762	25.803	1:48.840
8	38.916	45.108	26.163	1:50.187
9 IN	39.530	45.010	32.880	1:57.420

No.53 Harpham, Lee

1	38.865	39.977	22.746	1:41.588
2	36.829	39.483	22.950	1:39.262
3	36.663	40.075	22.910	1:39.648
4	36.437	39.561	22.710	1:38.708
5	36.331	38.864	22.693	1:37.888
6	36.591	39.315	22.564	1:38.470
7	36.530	39.121	22.661	1:38.312
8	36.693	40.857	23.056	1:40.606
9	37.252	39.318	23.038	1:39.608
10	36.971	39.281	22.982	1:39.234
11	36.749	39.258	23.365	1:39.372

No.54 Zoutman, Fokko

1	43.053	45.930	26.177	1:55.160
2	41.397	46.044	26.980	1:54.421
3	42.386	46.148	26.421	1:54.955
4	40.443	44.661	26.034	1:51.138
5	40.730	44.699	26.110	1:51.539
6	40.366	44.589	26.154	1:51.109
7	40.734	45.917	27.975	1:54.626

No.56 Bleek, Danny

1	38.658	40.674	22.812	1:42.144
2	36.651	41.175	22.920	1:40.746
3	36.485	39.763	22.907	1:39.155
4	36.401	39.144	22.722	1:38.267
5	36.333	41.669	22.985	1:40.987
6	36.562	39.571	22.999	1:39.132
7	36.728	39.425	23.453	1:39.606
8	37.093	40.136	23.027	1:40.256
9	37.385	39.497	22.594	1:39.476

Laps	Sector 1	Sector 2	Sector 3	Lap Time
10	36.628	39.696	22.819	1:39.143
11	36.449	39.942	22.876	1:39.267

No.60 Urhofer, Thomas

1	41.257	42.271	24.106	1:47.634
2	38.890	40.711	23.489	1:43.090
3	37.392	40.473	23.631	1:41.496
4	37.656	40.414	23.857	1:41.927
5	41.025	41.260	23.894	1:46.179
6	37.893	40.796	24.084	1:42.773
7	37.841	41.283	24.238	1:43.362
8	38.106	41.543	23.997	1:43.646
9	38.233	41.017	23.994	1:43.244
10	38.312	41.363	25.178	1:44.853
11	39.314	41.153	24.286	1:44.753

No.66 Lundgren, Patrik

1	40.734	42.167	23.779	1:46.680
2	38.342	41.307	23.903	1:43.552
3	38.469	41.598	24.530	1:44.597
4	38.066	40.845	23.853	1:42.764
5	38.395	40.676	23.989	1:43.060
6	38.457	40.613	24.093	1:43.163
7	38.370	41.018	24.166	1:43.554
8	38.542	40.921	23.713	1:43.176
9	38.374	40.920	23.761	1:43.055
10	38.713	40.973	24.512	1:44.198
11	48.073	41.999	24.025	1:54.097

No.71 Malm, Stefan

1	39.466	40.606	22.823	1:42.895
2	37.209	40.413	22.923	1:40.545
3	37.152	39.854	23.325	1:40.331
4	37.100	40.194	23.307	1:40.601
5	37.283	40.902	23.184	1:41.369
6	37.419	40.484	23.335	1:41.238
7	37.574	40.358	23.297	1:41.229
8	37.671	40.297	23.520	1:41.488
9	37.751	41.405	23.448	1:42.604
10	37.883	41.244	23.813	1:42.940
11	37.975	40.170	23.562	1:41.707

No.72 Bernhard, Jörg

1	42.145	43.484	24.119	1:49.748
2	39.099	42.341	24.081	1:45.521
3	38.936	42.346	24.016	1:45.298
4	38.711	41.747	24.380	1:44.838
5	38.844	42.768	23.925	1:45.537
6	38.230	41.369	23.917	1:43.516
7	38.619	41.770	24.165	1:44.554
8	38.703	41.313	24.000	1:44.016
9	38.444	42.765	24.040	1:45.249





Assen | 03 - 05.08.2012

CIK-FIA European Superkart Championship (Rd3)

SUPERKART



Superkart

Race 1 (NLD1)

Analysis

For information purposes. No official / regulatory value

Laps	Sector 1	Sector 2	Sector 3	Lap Time
10	38.535	42.863	24.208	1:45.606
11	38.402	42.516	24.428	1:45.346

Laps	Sector 1	Sector 2	Sector 3	Lap Time
10	37.952	41.556	24.952	1:44.460
11	37.839	40.950	24.551	1:43.340

Laps	Sector 1	Sector 2	Sector 3	Lap Time
10	39.664	40.714	24.924	1:45.302
11	38.367	40.909	23.795	1:43.071

No.74 Robert, Gregory

1	39.926	40.682	23.484	1:44.092
2	37.715	40.026	23.453	1:41.194
3	37.324	39.343	23.141	1:39.808
4	36.987	40.095	23.560	1:40.642
5	38.998	40.925	23.437	1:43.360
6	37.680	40.101	23.436	1:41.217
7	37.200	39.862	23.809	1:40.871
8	37.457	40.735	23.866	1:42.058
9	37.668	40.084	24.827	1:42.579
10	37.180	40.402	23.538	1:41.120
11	37.482	39.746	23.924	1:41.152

No.85 Parkes, Gary

1	41.603	42.316	24.005	1:47.924
2	38.672	41.476	23.728	1:43.876
3	38.378	40.820	24.185	1:43.383
4	38.404	40.773	23.724	1:42.901
5	37.928	41.330	23.671	1:42.929
6	38.080	41.081	23.609	1:42.770
7	38.376	41.159	24.301	1:43.836
8	38.311	41.623	23.617	1:43.551
9	38.148	40.951	23.697	1:42.796
10	38.737	40.668	24.424	1:43.829
11	40.208	41.385	23.617	1:45.210

No.89 Kinsey, Carl

1	39.870	42.220	23.869	1:45.959
2	38.103	41.482	23.560	1:43.145
3	37.619	40.124	23.579	1:41.322
4	37.538	40.706	23.558	1:41.802
5	38.350	40.813	23.504	1:42.667
6	38.024	40.294	23.641	1:41.959
7	38.614	40.822	23.467	1:42.903
8	37.869	40.997	23.631	1:42.497
9	37.995	40.561	23.610	1:42.166
10	38.582	40.926	24.274	1:43.782
11	38.605	40.971	23.810	1:43.386

No.78 de Ruit, Romano

1	39.312	40.544	22.906	1:42.762
2	36.463	39.326	22.876	1:38.665
3	36.964	39.388	22.904	1:39.256
4	36.841	39.267	23.275	1:39.383
5	36.499	39.391	22.935	1:38.825
6	36.787	38.991	23.265	1:39.043
7	36.514	39.316	23.003	1:38.833
8	36.797	40.319	23.693	1:40.809
9	37.550	39.406	22.988	1:39.944
10	37.036	38.836	23.128	1:39.000
11	36.968	39.534	23.494	1:39.996

No.86 Vandemeulebroucke, Charles

1	41.831	43.024	24.456	1:49.311
2	38.961	42.655	24.064	1:45.680
3	38.977	41.822	24.078	1:44.877
4	38.955	42.245	24.402	1:45.602
5	38.689	41.420	23.671	1:43.780
6	38.116	40.725	23.731	1:42.572
7	37.810	41.093	23.837	1:42.740
8	38.106	41.248	24.023	1:43.377
9	38.236	42.113	23.992	1:44.341
10	38.641	43.667	24.118	1:46.426
11 ^W	38.599	1:05.884	1:04.601	2:49.084

No.93 Bjerge, Ingvar

1	40.318	42.539	23.819	1:46.676
2	37.875	41.325	23.811	1:43.011
3	37.545	40.153	23.575	1:41.273
4	37.623	40.468	23.680	1:41.771
5	38.147	40.883	23.913	1:42.943
6	37.607	40.587	23.650	1:41.844
7	37.654	40.460	23.798	1:41.912
8	37.659	41.025	24.120	1:42.804
9	37.490	40.633	23.380	1:41.503
10	38.223	41.727	25.588	1:45.538
11	37.945	41.417	23.769	1:43.131

No.79 Raittinen, Pasi

1	41.767	43.000	24.547	1:49.314
2	39.318	42.316	24.620	1:46.254
3	39.078	42.601	24.101	1:45.780
4	38.852	43.195	24.763	1:46.810
5	38.570	41.884	24.249	1:44.703
6	38.002	41.392	24.142	1:43.536
7	38.324	41.509	24.241	1:44.074
8	38.456	41.594	24.385	1:44.435
9	38.340	42.291	24.274	1:44.905
10	38.450	42.436	24.321	1:45.207
11	38.445	41.853	24.305	1:44.603

No.87 Vejen, Henrik

1	39.785	41.196	24.142	1:45.123
2	37.644	40.746	23.348	1:41.738
3	37.576	40.268	23.456	1:41.300
4	37.633	40.564	23.567	1:41.764
5	37.777	40.398	23.678	1:41.853
6	37.685	40.428	23.652	1:41.765
7	37.733	40.316	23.906	1:41.955
8	37.841	42.157	24.140	1:44.138
9	38.980	40.672	23.951	1:43.603
10	38.802	41.273	25.136	1:45.211
11	38.693	41.147	23.974	1:43.814

No.97 Verhaar, Mark

1	41.933	42.547	23.646	1:48.126
2	38.092	41.345	23.386	1:42.823
3	38.087	41.599	23.639	1:43.325
4	37.468	40.731	23.673	1:41.872
5	38.700	41.433	23.683	1:43.816
6	38.247	41.106	23.647	1:43.000
7	38.046	41.699	23.685	1:43.430
8	37.860	41.608	23.910	1:43.378
9	38.574	41.136	23.569	1:43.279
10	38.395	41.437	23.661	1:43.493
11	37.903	42.144	24.473	1:44.520

No.80 Fred, Juha

1	39.822	41.402	23.767	1:44.991
2	37.735	41.304	23.256	1:42.295
3	37.703	40.302	23.359	1:41.364
4	37.408	40.566	23.344	1:41.318
5	37.900	40.856	23.390	1:42.146
6	37.435	40.636	23.254	1:41.325
7	37.942	42.060	24.013	1:44.015
8	37.918	42.388	23.926	1:44.232
9	37.479	40.516	23.351	1:41.346

No.88 Busby, Kevin

1	41.064	41.936	23.819	1:46.819
2	38.116	42.308	23.358	1:43.782
3	37.885	41.215	23.495	1:42.595
4	37.659	40.361	23.555	1:41.575
5	38.201	40.345	23.578	1:42.124
6	37.939	40.062	23.482	1:41.483
7	37.542	40.096	23.401	1:41.039
8	37.462	41.313	23.712	1:42.487
9	37.720	40.703	23.438	1:41.861

No.99 Bischoff, Roland

1	42.174	44.792	25.663	1:52.629
2	43.242	47.528	26.993	1:57.763
3	41.616	46.434	27.217	1:55.267
4	40.900	45.294	26.327	1:52.521
5	40.263	45.602	27.255	1:53.120
6	40.349	44.592	26.003	1:50.944
7	40.053	45.161	26.898	1:52.112
8	40.174	44.880	25.828	1:50.882
9	40.468	45.283	26.392	1:52.143





Assen | 03 - 05.08.2012

CIK-FIA European Superkart Championship (Rd3)

SUPERKART



Superkart

Race 1 (NLD1)

Analysis

For information purposes. No official / regulatory value

Laps	Sector 1	Sector 2	Sector 3	Lap Time
10	40.172	44.745	27.178	1:52.095





Assen | 03 - 05.08.2012

CIK-FIA European Superkart Championship (Rd3)

SUPERKART



Superkart

Race 1 (NLD1)

Document 5

Starting Grid

Subject to scrutineering & sporting investigations

24	Legros, Frederic MS Kart / VM	1:52.870	20	41	Rushforth, Simon Spyda / Pavesi	1:54.199
23	Ranoarimanana, Kevin MS Kart / VM	1:51.605	19	54	Zoutman, Fokko MS Kart / TM	1:51.746
47	Marggraf, Thomas PVP / PVP	1:50.059	18	99	Bischoff, Roland USP / Yamaha	1:50.899
36	Van Dijk, René MS Kart / VM	1:47.259	17	46	Chapeau, Laurent PVP / FPE	1:47.320
20	Gjertsen, Erik Martin PVP / PVP	1:46.997	16	21	Sieker, Ulli USP / Yamaha	1:47.232
30	Gorissen, Marcel Anderson / Rotax	1:45.717	15	79	Raittinen, Pasi PVP / PVP	1:46.879
97	Verhaar, Mark MS Kart / VM	1:45.099	14	86	Vandemeulebroucke, Charles Anderson / FPE	1:45.405
66	Lundgren, Patrik PVP / PVP	1:43.764	13	72	Bernhard, Jörg PVP / PVP	1:44.561
32	Westerdijk, Laurens MS Kart / VM	1:42.435	12	85	Parkes, Gary Anderson / FPE	1:43.013
89	Kinsey, Carl Anderson / FPE	1:42.038	11	88	Busby, Kevin Anderson / FPE	1:42.246
11	Lehtinen, Vesa Anderson / DEA	1:41.605	10	10	Crowe, Malcolm Anderson / DEA	1:41.608
60	Urhofer, Thomas Anderson / FPE	1:41.518	9	80	Fred, Juha PVP / PVP	1:41.577
12	Kennings, Paul Anderson / FPE	1:40.309	8	93	Bjerge, Ingvar Anderson / FPE	1:41.377
16	Harvey, David Anderson / FPE	1:40.078	7	87	Vejen, Henrik PVP / PVP	1:40.271
71	Malm, Stefan Scherman / PVP	1:39.797	6	74	Robert, Gregory Anderson / FPE	1:39.923
56	Bleek, Danny MS Kart / VM	1:39.366	5	15	Reinke, Jürgen Anderson / DEA	1:39.558
4	Maasmann, Marcel Anderson / FPE	1:38.380	4	44	Payart, Damien Anderson / FPE	1:38.738
3	Hentschel, Daniel Anderson / DEA	1:38.226	3	78	de Ruit, Romano Anderson / FPE	1:38.274
9	Kout, Adam MS Kart / DEA	1:37.722	2	53	Harpham, Lee Anderson / FPE	1:37.862
5	Lilja, Henrik PVP / PVP	1:37.468	1	2	Bennett, Gavin Anderson / DEA	1:37.609

POLE POSITION



Start : 04/08/2012 - 11:15 11 Laps = 50.105 Km

Assen (NLD) - 03/08/2012 - 05/08/2012

CIK-FIA






Assen | 03 - 05.08.2012

CIK-FIA European Superkart Championship (Rd3)

SUPERKART



Qualifying **Practice**





Assen | 03 - 05.08.2012

CIK-FIA European Superkart Championship (Rd3)

SUPERKART



Superkart

Qualifying Practice (QP)
Results

Document 4.2 OFFICIAL

Subject to scrutineering & sporting investigations

Rnk	No.	Entrant	Nat	Driver	Nat	Equipment	QP1	QP2	Time	Gap	Laps
1	5	Lilja, Henrik		Lilja, Henrik		PVP / PVP	1:38.063	1:37.468	1:37.468		12
2	2	Bennett, Gavin		Bennett, Gavin		Anderson / DEA	1:38.685	1:37.609	1:37.609	0.141	19
3	9	MS Kart Racing Team		Kout, Adam		MS Kart / DEA	1:38.034	1:37.722	1:37.722	0.254	13
4	53	Harpham, Lee		Harpham, Lee		Anderson / FPE	1:38.303	1:37.862	1:37.862	0.394	14
5	3	Hentschel, Daniel		Hentschel, Daniel		Anderson / DEA	1:38.748	1:38.226	1:38.226	0.758	19
6	78	de Ruit, Romano		de Ruit, Romano		Anderson / FPE	1:40.060	1:38.274	1:38.274	0.806	18
7	4	Maasmann, Marcel		Maasmann, Marcel		Anderson / FPE	1:38.380	1:39.211	1:38.380	0.912	13
8	44	Payart, Damien		Payart, Damien		Anderson / FPE	1:39.343	1:38.738	1:38.738	1.270	15
9	56	Bleek, Danny		Bleek, Danny		MS Kart / VM	1:40.709	1:39.366	1:39.366	1.898	18
10	15	Reinke, Jürgen		Reinke, Jürgen		Anderson / DEA	1:49.178	1:39.558	1:39.558	2.090	14
11	71	Malm, Stefan		Malm, Stefan		Scherman / PVP	1:39.797	1:41.438	1:39.797	2.329	14
12	74	Robert, Gregory		Robert, Gregory		Anderson / FPE	1:41.468	1:39.923	1:39.923	2.455	16
13	16	Harvey, David		Harvey, David		Anderson / FPE	1:41.858	1:40.078	1:40.078	2.610	15
14	87	Vejen, Henrik		Vejen, Henrik		PVP / PVP	1:41.546	1:40.271	1:40.271	2.803	18
15	12	Kennings, Paul		Kennings, Paul		Anderson / FPE	1:41.714	1:40.309	1:40.309	2.841	22
16	93	Bjerger, Ingvar		Bjerger, Ingvar		Anderson / FPE	1:42.128	1:41.377	1:41.377	3.909	19
17	60	Urhofer, Thomas		Urhofer, Thomas		Anderson / FPE	1:43.079	1:41.518	1:41.518	4.050	17
18	80	Fred, Juha		Fred, Juha		PVP / PVP	1:45.080	1:41.577	1:41.577	4.109	15
19	11	Lehtinen, Vesa		Lehtinen, Vesa		Anderson / DEA	1:41.605	1:43.027	1:41.605	4.137	14
20	10	Crowe, Malcolm		Crowe, Malcolm		Anderson / DEA	1:41.608	No Time	1:41.608	4.140	6
21	89	Kinsey, Carl		Kinsey, Carl		Anderson / FPE	1:42.666	1:42.038	1:42.038	4.570	20
22	88	Busby, Kevin		Busby, Kevin		Anderson / FPE	1:42.246	Excluded	1:42.246	4.778	6
23	32	Westerdijk, Laurens		Westerdijk, Laurens		MS Kart / VM	1:42.791	1:42.435	1:42.435	4.967	17
24	85	Parkes, Gary		Parkes, Gary		Anderson / FPE	1:43.013	1:43.755	1:43.013	5.545	15
25	66	Lundgren, Patrik		Lundgren, Patrik		PVP / PVP	1:44.632	1:43.764	1:43.764	6.296	22
26	72	Bernhard, Jörg		Bernhard, Jörg		PVP / PVP	1:45.420	1:44.561	1:44.561	7.093	17
27	97	Verhaar, Mark		Verhaar, Mark		MS Kart / VM	1:45.099	1:45.598	1:45.099	7.631	14
28	86	Vandemeulebroucke, Charles		Vandemeulebroucke, Charles		Anderson / FPE	1:45.405	No Time	1:45.405	7.937	11
29	30	Gorissen, Marcel		Gorissen, Marcel		Anderson / Rotax	1:52.338	1:45.717	1:45.717	8.249	8
30	79	Raittinen, Pasi		Raittinen, Pasi		PVP / PVP	1:46.879	1:46.917	1:46.879	9.411	20
31	20	Gjertsen, Erik Martin		Gjertsen, Erik Martin		PVP / PVP	No Time	1:46.997	1:46.997	9.529	3
32	21	Sieker, Ulli		Sieker, Ulli		USP / Yamaha	1:49.123	1:47.232	1:47.232	9.764	11
33	36	Van Dijk, René		Van Dijk, René		MS Kart / VM	1:47.259	1:47.803	1:47.259	9.791	10
34	46	Chapeau, Laurent		Chapeau, Laurent		PVP / FPE	1:49.069	1:47.320	1:47.320	9.852	9
35	47	Marggraf, Thomas		Marggraf, Thomas		PVP / PVP	1:53.459	1:50.059	1:50.059	12.591	13
36	99	Bischoff, Roland		Bischoff, Roland		USP / Yamaha	1:50.899	1:51.801	1:50.899	13.431	10
37	23	Ranoarimanana, Kevin		Ranoarimanana, Kevin		MS Kart / VM	No Time	1:51.605	1:51.605	14.137	1
38	54	Zoutman, Fokko		Zoutman, Fokko		MS Kart / TM	1:51.746	1:51.950	1:51.746	14.278	13

For information - Limit of Qualification : 1:52.239

39	24	Legros, Frederic		Legros, Frederic		MS Kart / VM	1:55.681	1:52.870	1:52.870	15.402	6
40	41	Rushforth, Simon		Rushforth, Simon		Spysda / Pavesi	1:54.199	1:54.215	1:54.199	16.731	15

Gap Between Series : 100.00%

Assen (NLD) - 03/08/2012 - 05/08/2012

CIK-FIA

Page 1 / 1

Apex Timing





Assen | 03 - 05.08.2012

CIK-FIA European Superkart Championship (Rd3)

SUPERKART



Superkart

Qualifying Practice #2 (QP2)

Document 3.1

Results

Subject to scrutineering & sporting investigations

Rnk	No.	Entrant	Nat	Driver	Nat	Equipment	Sector 1	Sector 2	Sector 3	Time	Gap	Laps
1	5	Lilja, Henrik		Lilja, Henrik		PVP / PVP	36.762	39.134	21.572	1:37.468		5
2	2	Bennett, Gavin		Bennett, Gavin		Anderson / DEA	36.647	39.253	21.709	1:37.609	0.141	11
3	9	MS Kart Racing Team		Kout, Adam		MS Kart / DEA	36.791	39.183	21.748	1:37.722	0.254	4
4	53	Harpham, Lee		Harpham, Lee		Anderson / FPE	36.869	39.485	21.508	1:37.862	0.394	6
5	3	Hentschel, Daniel		Hentschel, Daniel		Anderson / DEA	36.875	39.601	21.750	1:38.226	0.758	10
6	78	de Ruit, Romano		de Ruit, Romano		Anderson / FPE	37.102	39.354	21.818	1:38.274	0.806	9
7	44	Payart, Damien		Payart, Damien		Anderson / FPE	37.525	39.660	21.553	1:38.738	1.270	7
8	4	Maasmann, Marcel		Maasmann, Marcel		Anderson / FPE	37.476	39.827	21.908	1:39.211	1.743	5
9	56	Bleek, Danny		Bleek, Danny		MS Kart / VM	37.323	40.257	21.786	1:39.366	1.898	10
10	15	Reinke, Jürgen		Reinke, Jürgen		Anderson / DEA	37.449	39.917	22.192	1:39.558	2.090	11
11	74	Robert, Gregory		Robert, Gregory		Anderson / FPE	37.675	40.103	22.145	1:39.923	2.455	9
12	16	Harvey, David		Harvey, David		Anderson / FPE	37.402	40.751	21.925	1:40.078	2.610	9
13	87	Vejen, Henrik		Vejen, Henrik		PVP / PVP	37.988	40.205	22.078	1:40.271	2.803	9
14	12	Kennings, Paul		Kennings, Paul		Anderson / FPE	37.721	40.647	21.941	1:40.309	2.841	12
15	93	Bjerger, Ingvar		Bjerger, Ingvar		Anderson / FPE	37.982	40.833	22.562	1:41.377	3.909	10
16	71	Malm, Stefan		Malm, Stefan		Scherman / PVP	37.965	41.156	22.317	1:41.438	3.970	6
17	60	Urhofer, Thomas		Urhofer, Thomas		Anderson / FPE	38.432	40.887	22.199	1:41.518	4.050	12
18	80	Fred, Juha		Fred, Juha		PVP / PVP	37.868	41.367	22.342	1:41.577	4.109	11
19	89	Kinsey, Carl		Kinsey, Carl		Anderson / FPE	38.754	40.746	22.538	1:42.038	4.570	10
20	32	Westerdijk, Laurens		Westerdijk, Laurens		MS Kart / VM	38.432	41.509	22.494	1:42.435	4.967	6
21	11	Lehtinen, Vesa		Lehtinen, Vesa		Anderson / DEA	38.767	41.379	22.881	1:43.027	5.559	2
22	85	Parkes, Gary		Parkes, Gary		Anderson / FPE	38.890	41.649	23.216	1:43.755	6.287	6
23	66	Lundgren, Patrik		Lundgren, Patrik		PVP / PVP	39.284	41.500	22.980	1:43.764	6.296	11
24	72	Bernhard, Jörg		Bernhard, Jörg		PVP / PVP	39.184	42.403	22.974	1:44.561	7.093	13
25	97	Verhaar, Mark		Verhaar, Mark		MS Kart / VM	39.035	43.300	23.263	1:45.598	8.130	5
26	30	Gorissen, Marcel		Gorissen, Marcel		Anderson / Rotax	39.665	42.863	23.189	1:45.717	8.249	7
27	79	Raittinen, Pasi		Raittinen, Pasi		PVP / PVP	39.814	43.221	23.882	1:46.917	9.449	10
28	20	Gjertsen, Erik Martin		Gjertsen, Erik Martin		PVP / PVP	39.784	43.457	23.756	1:46.997	9.529	3
29	21	Sieker, Ulli		Sieker, Ulli		USP / Yamaha	40.317	43.451	23.464	1:47.232	9.764	5
30	46	Chapeau, Laurent		Chapeau, Laurent		PVP / FPE	39.946	43.645	23.729	1:47.320	9.852	6
31	36	Van Dijk, René		Van Dijk, René		MS Kart / VM	39.948	44.054	23.801	1:47.803	10.335	5
32	47	Marggraf, Thomas		Marggraf, Thomas		PVP / PVP	40.283	44.795	24.981	1:50.059	12.591	8
33	23	Ranoarimanana, Kevin		Ranoarimanana, Kevin		MS Kart / VM	42.068	44.839	24.698	1:51.605	14.137	1
34	99	Bischoff, Roland		Bischoff, Roland		USP / Yamaha	40.986	45.187	25.628	1:51.801	14.333	6
35	54	Zoutman, Fokko		Zoutman, Fokko		MS Kart / TM	41.604	45.817	24.529	1:51.950	14.482	1

For information - Limit of Qualification : 1:52.239

36	24	Legros, Frederic		Legros, Frederic		MS Kart / VM	41.483	45.697	25.690	1:52.870	15.402	1
37	41	Rushforth, Simon		Rushforth, Simon		Spyda / Pavesi	42.284	46.526	25.405	1:54.215	16.747	6

Not Classified

	10	Crowe, Malcolm		Crowe, Malcolm		Anderson / DEA				No Time		
	86	Vandemeulebroucke, Charles		Vandemeulebroucke, Charles		Anderson / FPE				No Time		
	88	Busby, Kevin		Busby, Kevin		Anderson / FPE	38.634	40.705	22.659	Excluded		

No.88 Busby, Kevin : Excluded for weight. Art 12 and 2.4.2 CIK Technical Regulations. According to Stewards' Decision No.1.

Start Time : 03/08/2012 - 16:14:59

Best Lap : No.5 Lilja, Henrik

1:37.468 168.23 Kph

Weather : Slightly cloudy

Air : 20°C

Track : Dry

Last Event Record : No.9 Kout, Adam

1:38.034 167.26 Kph

Assen (NLD) - 03/08/2012 - 05/08/2012





Assen | 03 - 05.08.2012

CIK-FIA European Superkart Championship (Rd3)



DOCUMENT N° 1

DÉCISION DES COMMISSAIRES SPORTIFS
STEWARDS' DECISION

PÉNALITÉ INFLIGÉE AU CONCURRENT (NOM) : **Busby, Kevin**
PENALTY INFLICTED UPON THE ENTRANT (NAME):

NATIONALITÉ / NATIONALITY: **GBR**

N°: **88** PILOTE : **Busby, Kevin**
No.: DRIVER :

Concerne la partie de l'Épreuve : **Superkart - Qualifying Practice #2**
Concerns the part of the event:

ÉNONCÉ / STATEMENT:

Exclusion from the above session concerned

MOTIF / REASON:

After the session concerned, the kart was checked under the weight (reported by scrutineer/technical delegate). Having considered the report from the technical delegate and after hearing the entrant concerned, the panel of stewards feels that this fact contravenes art 9 and 2.4.2 CIK Technical regulations. The panel of stewards takes its decision in accordance with art 153 FIA International Sporting Code.

Décision annoncée
Decision announced

Date / Date: **03/08/2012**

Heure / Time: **17:39**

Nom / Name

Signature

Président du Collège / Chairman of the Panel:

Philippe DECAUD (FRA) :

Membres du Collège / Members of the Panel:

Calin HERASCU (FRA) :

Willem KEIJZER (NLD) :

NOTIFICATION AU CONCURRENT CONCERNÉ / NOTIFICATION TO THE RELEVANT ENTRANT

Je soussigné :
I undersigned: Nom personnel / personal name

Représentant du Concurrent : **Busby, Kevin**
Representing the Entrant: Nom du Concurrent / Entrant's name

Certifie avoir reçu notification du document N° **1** des Commissaires Sportifs de l'Épreuve.
Certify that I have been notified of document No. by the Stewards of the Meeting.

Date : Heure / Time: Signature :



Assen | 03 - 05.08.2012

CIK-FIA European Superkart Championship (Rd3)

SUPERKART



Superkart

Qualifying Practice #2 (QP2)

Best Sectors Analysis

For information purposes. No official / regulatory value

S1			S2			S3			Ideal Lap Times						
Rnk	No.	Time	Rnk	No.	Time	Rnk	No.	Time	Rnk	No.	Driver	Nat	Ideal Lap	Best Lap	Diff.
1	2	36.647	1	2	38.909	1	44	21.495	1	2	Bennett, Gavin		1:37.257	1:37.609	0.352
2	3	36.744	2	5	39.134	2	53	21.508	2	5	Lilja, Henrik		1:37.468	1:37.468	
3	5	36.762	3	9	39.183	3	5	21.572	3	9	Kout, Adam		1:37.556	1:37.722	0.166
4	9	36.791	4	78	39.354	4	9	21.582	4	53	Harpham, Lee		1:37.862	1:37.862	
5	53	36.869	5	53	39.485	5	3	21.672	5	3	Hentschel, Daniel		1:38.017	1:38.226	0.209
6	78	36.979	6	3	39.601	6	2	21.701	6	78	de Ruit, Romano		1:38.151	1:38.274	0.123
7	4	37.149	7	44	39.660	7	56	21.786	7	44	Payart, Damien		1:38.680	1:38.738	0.058
8	15	37.212	8	4	39.827	8	78	21.818	8	4	Maasmann, Marcel		1:38.817	1:39.211	0.394
9	56	37.274	9	15	39.917	9	4	21.841	9	56	Bleek, Danny		1:39.317	1:39.366	0.049
10	16	37.402	10	74	40.103	10	16	21.925	10	15	Reinke, Jürgen		1:39.321	1:39.558	0.237
11	74	37.479	11	87	40.205	11	12	21.940	11	74	Robert, Gregory		1:39.727	1:39.923	0.196
12	44	37.525	12	56	40.257	12	87	22.078	12	12	Kennings, Paul		1:39.982	1:40.309	0.327
13	12	37.596	13	12	40.446	13	71	22.110	13	16	Harvey, David		1:40.001	1:40.078	0.077
14	93	37.731	14	16	40.674	14	74	22.145	14	87	Vejen, Henrik		1:40.115	1:40.271	0.156
15	87	37.832	15	80	40.720	15	60	22.189	15	71	Malm, Stefan		1:40.883	1:41.438	0.555
16	80	37.868	16	89	40.746	16	15	22.192	16	80	Fred, Juha		1:40.930	1:41.577	0.647
17	71	37.886	17	93	40.755	17	80	22.342	17	93	Bjerge, Ingvar		1:41.048	1:41.377	0.329
18	60	38.239	18	71	40.887	18	32	22.443	18	60	Urhofer, Thomas		1:41.315	1:41.518	0.203
19	85	38.302	18	60	40.887	19	89	22.505	19	89	Kinsey, Carl		1:41.994	1:42.038	0.044
20	32	38.344	20	11	41.379	20	93	22.562	20	32	Westerdijk, Laurens		1:42.296	1:42.435	0.139
21	89	38.743	21	66	41.500	21	11	22.685	21	11	Lehtinen, Vesa		1:42.831	1:43.027	0.196
22	11	38.767	22	32	41.509	22	66	22.722	22	85	Parkes, Gary		1:42.981	1:43.755	0.774
23	97	39.035	23	85	41.631	23	72	22.827	23	66	Lundgren, Patrik		1:43.309	1:43.764	0.455
24	66	39.087	24	72	42.093	24	85	23.048	24	72	Bernhard, Jörg		1:44.104	1:44.561	0.457
25	72	39.184	25	30	42.863	25	30	23.185	25	97	Verhaar, Mark		1:45.573	1:45.598	0.025
26	20	39.584	26	79	43.048	26	97	23.263	26	30	Gorissen, Marcel		1:45.713	1:45.717	0.004
27	30	39.665	27	97	43.275	27	21	23.464	27	79	Raittinen, Pasi		1:46.445	1:46.917	0.472
28	21	39.673	28	46	43.386	28	79	23.583	28	21	Sieker, Ulli		1:46.588	1:47.232	0.644
29	79	39.814	29	21	43.451	29	46	23.729	29	20	Gjertsen, Erik Martin		1:46.796	1:46.997	0.201
30	36	39.918	30	20	43.457	30	20	23.755	30	46	Chapeau, Laurent		1:47.061	1:47.320	0.259
31	46	39.946	31	36	44.015	31	36	23.801	31	36	Van Dijk, René		1:47.734	1:47.803	0.069
32	47	40.000	32	47	44.324	32	54	24.529	32	47	Marggraf, Thomas		1:49.091	1:50.059	0.968
33	99	40.866	33	23	44.839	33	23	24.698	33	99	Bischoff, Roland		1:51.320	1:51.801	0.481
34	24	41.483	34	99	45.065	34	47	24.767	34	23	Ranoarimanana, Kevin		1:51.605	1:51.605	
35	54	41.604	35	24	45.697	35	99	25.389	35	54	Zoutman, Fokko		1:51.950	1:51.950	
36	23	42.068	36	54	45.817	36	41	25.405	36	24	Legros, Frederic		1:52.870	1:52.870	
37	41	42.284	37	41	46.526	37	24	25.690	37	41	Rushforth, Simon		1:54.215	1:54.215	





Superkart

Qualifying Practice #2 (QP2) Analysis

For information purposes. No official / regulatory value

Laps	Sector 1	Sector 2	Sector 3	Lap Time
No.2 Bennett, Gavin				
1 IN	38.251	42.182	40.782	2:01.215
2	3:56.633	44.883	23.325	5:04.841
3	37.636	39.888	21.837	1:39.361
4	38.050	39.964	22.426	1:40.440
5	37.531	40.187	21.861	1:39.579
6 IN	37.951	39.860	38.176	1:55.987
7	6:25.172	41.070	22.195	7:28.437
8	36.919	39.072	21.962	1:37.953
9	36.647	39.253	21.709	1:37.609
10	37.036	38.909	21.701	1:37.646
11 IN	38.817	42.273	45.648	2:06.738

Laps	Sector 1	Sector 2	Sector 3	Lap Time
No.3 Hentschel, Daniel				
1	41.022	44.005	22.262	1:47.289
2	38.981	43.180	22.554	1:44.715
3	37.324	40.212	21.956	1:39.492
4	37.629	40.704	22.796	1:41.129
5	7:18.878	45.177	22.907	8:26.962
6	37.270	40.554	21.672	1:39.496
7	36.744	39.924	22.210	1:38.878
8	36.875	39.601	21.750	1:38.226
9	36.750	39.793	21.749	1:38.292
10	36.846	40.285	21.747	1:38.878

Laps	Sector 1	Sector 2	Sector 3	Lap Time
No.4 Maasmann, Marcel				
1	38.004	41.332	21.914	1:41.250
2	37.480	39.907	21.862	1:39.249
3	37.476	39.827	21.908	1:39.211
4	37.149	41.876	21.841	1:40.866
5	14:39.679	49.668	26.758	15:56.105

Laps	Sector 1	Sector 2	Sector 3	Lap Time
No.5 Lilja, Henrik				
1	6:53.317	45.722	22.924	8:01.963
2	36.856	39.718	21.673	1:38.247
3	36.762	39.134	21.572	1:37.468
4	37.145	41.906	22.803	1:41.854
5	37.001	40.136	21.658	1:38.795

Laps	Sector 1	Sector 2	Sector 3	Lap Time
No.9 Kout, Adam				
1	37.105	39.507	21.582	1:38.194
2	36.791	39.183	21.748	1:37.722
3	37.180	39.728	22.002	1:38.910
4	36.976	39.755	21.866	1:38.597

Laps	Sector 1	Sector 2	Sector 3	Lap Time
No.11 Lehtinen, Vesa				
1	39.617	42.599	22.685	1:44.901
2	38.767	41.379	22.881	1:43.027

Laps	Sector 1	Sector 2	Sector 3	Lap Time
No.12 Kennings, Paul				
1	38.668	42.374	22.990	1:44.032
2	38.357	41.487	22.528	1:42.372

Laps	Sector 1	Sector 2	Sector 3	Lap Time
3	38.720	41.207	22.329	1:42.256
4	38.284	41.376	22.123	1:41.783
5	9:10.367	43.155	22.472	10:15.994
6	37.937	40.911	22.137	1:40.985
7	37.851	40.665	22.005	1:40.521
8	37.596	40.578	22.195	1:40.369
9	37.721	40.647	21.941	1:40.309
10	37.790	46.221	22.268	1:46.279
11	37.870	40.885	21.940	1:40.695
12	37.964	40.446	23.344	1:41.754

Laps	Sector 1	Sector 2	Sector 3	Lap Time
No.15 Reinke, Jürgen				
1	40.174	42.086	23.556	1:45.816
2	38.501	42.612	22.725	1:43.838
3	38.286	42.435	22.651	1:43.372
4	37.840	41.123	22.596	1:41.559
5	7:55.919	48.640	24.335	9:08.894
6	38.614	40.728	22.813	1:42.155
7	37.449	39.917	22.192	1:39.558
8	37.330	40.188	22.467	1:39.985
9	37.280	40.218	22.851	1:40.349
10	37.212	41.798	22.569	1:41.579
11	37.627	39.961	22.559	1:40.147

Laps	Sector 1	Sector 2	Sector 3	Lap Time
No.16 Harvey, David				
1	39.216	42.164	22.311	1:43.691
2	38.505	41.858	22.269	1:42.632
3	38.645	41.709	22.147	1:42.501
4 IN	39.265	43.092	49.127	2:11.484
5	9:45.708	43.155	22.234	10:51.097
6	37.756	40.859	22.116	1:40.731
7	37.411	40.674	22.150	1:40.235
8	40.733	43.522	22.765	1:47.020
9	37.402	40.751	21.925	1:40.078

Laps	Sector 1	Sector 2	Sector 3	Lap Time
No.20 Gjertsen, Erik Martin				
1	39.784	43.457	23.756	1:46.997
2	7:48.219	44.670	24.713	8:57.602
3	39.584	44.051	23.755	1:47.390

Laps	Sector 1	Sector 2	Sector 3	Lap Time
No.21 Sieker, Ulli				
1	41.663	45.804	23.945	1:51.412
2	6:03.971	48.056	24.385	7:16.412
3	40.317	43.451	23.464	1:47.232
4	39.673	44.281	24.339	1:48.293
5	40.272	44.564	23.802	1:48.638

Laps	Sector 1	Sector 2	Sector 3	Lap Time
No.23 Ranoarimanana, Kevin				
1	42.068	44.839	24.698	1:51.605

Laps	Sector 1	Sector 2	Sector 3	Lap Time
No.24 Legros, Frederic				
1	41.483	45.697	25.690	1:52.870

Laps	Sector 1	Sector 2	Sector 3	Lap Time
No.30 Gorissen, Marcel				
1	41.452	43.710	23.802	1:48.964
2	41.064	44.603	23.710	1:49.377
3	40.303	42.867	23.185	1:46.355
4	39.835	42.962	23.216	1:46.013
5	39.665	42.863	23.189	1:45.717
6	5:28.360	44.513	23.743	6:36.616
7	41.041	43.189	23.544	1:47.774

Laps	Sector 1	Sector 2	Sector 3	Lap Time
No.32 Westerdijk, Laurens				
1	40.314	43.279	22.669	1:46.262
2	38.915	42.619	22.443	1:43.977
3	38.432	41.509	22.494	1:42.435
4	38.344	42.422	23.217	1:43.983
5	48.483	43.243	22.583	1:54.309
6	39.077	41.749	22.588	1:43.414

Laps	Sector 1	Sector 2	Sector 3	Lap Time
No.36 Van Dijk, René				
1	41.220	44.996	24.457	1:50.673
2	40.310	44.189	24.052	1:48.551
3	39.948	44.054	23.801	1:47.803
4	40.166	44.284	24.133	1:48.583
5	39.918	44.015	24.014	1:47.947

Laps	Sector 1	Sector 2	Sector 3	Lap Time
No.41 Rushforth, Simon				
1	44.438	47.751	25.975	1:58.164
2	44.861	47.326	26.106	1:58.293
3	43.337	47.369	25.725	1:56.431
4	42.820	47.214	25.509	1:55.543
5	42.917	46.690	25.542	1:55.149
6	42.284	46.526	25.405	1:54.215

Laps	Sector 1	Sector 2	Sector 3	Lap Time
No.44 Payart, Damien				
1	39.851	43.405	22.667	1:45.923
2	7:35.861	42.877	21.653	8:40.391
3	37.712	39.990	21.495	1:39.197
4	37.525	39.660	21.553	1:38.738
5	4:26.186	44.764	22.121	5:33.071
6	37.564	39.803	21.635	1:39.002
7	37.670	39.798	22.235	1:39.703

Laps	Sector 1	Sector 2	Sector 3	Lap Time
No.46 Chapeau, Laurent				
1	48.191	47.699	24.502	2:00.392
2	41.610	44.175	24.565	1:50.350
3	40.734	44.406	24.257	1:49.397
4	41.376	43.957	23.890	1:49.223
5	39.998	43.386	24.242	1:47.626
6	39.946	43.645	23.729	1:47.320

Laps	Sector 1	Sector 2	Sector 3	Lap Time
No.47 Marggraf, Thomas				
1	42.248	46.165	24.891	1:53.304
2	40.000	44.324	26.240	1:50.564





Superkart

Qualifying Practice #2 (QP2)

Analysis

For information purposes. No official / regulatory value

Laps	Sector 1	Sector 2	Sector 3	Lap Time
3	41.887	46.505	25.142	1:53.534
4	40.289	45.942	25.016	1:51.247
5	41.573	45.100	24.767	1:51.440
6	40.283	44.795	24.981	1:50.059
7	42.226	45.322	24.791	1:52.339
8	40.251	44.981	25.579	1:50.811

No.53 Harpham, Lee

1	38.221	41.931	23.958	1:44.110
2	37.166	39.985	21.942	1:39.093
3	36.934	39.836	21.566	1:38.336
4	17:20.372	48.231	22.751	18:31.354
5	36.869	39.485	21.508	1:37.862
6	37.088	40.223	21.942	1:39.253

No.54 Zoutman, Fokko

1	41.604	45.817	24.529	1:51.950
---	---------------	---------------	---------------	-----------------

No.56 Bleek, Danny

1	38.323	42.328	23.911	1:44.562
2	37.411	40.514	22.490	1:40.415
3	4:37.534	41.185	22.192	5:40.911
4	37.586	40.363	22.082	1:40.031
5	38.059	40.530	22.071	1:40.660
6	37.274	40.647	22.085	1:40.006
7	37.375	40.397	21.815	1:39.587
8	3:08.086	40.520	21.860	4:10.466
9	37.459	40.397	21.888	1:39.744
10	37.323	40.257	21.786	1:39.366

No.60 Urhofer, Thomas

1	39.572	41.985	22.577	1:44.134
2	38.875	42.255	22.661	1:43.791
3	38.432	40.887	22.199	1:41.518
4 IN	38.975	43.804	59.780	2:22.559
5	7:06.977	43.646	23.926	8:14.549
6	38.937	42.720	22.753	1:44.410
7	38.503	41.903	22.465	1:42.871
8	38.554	41.094	22.189	1:41.837
9	38.239	41.673	22.637	1:42.549
10	38.646	41.311	22.415	1:42.372
11	38.528	42.021	22.610	1:43.159
12 IN	41.970	43.087	45.119	2:10.176

No.66 Lundgren, Patrik

1	48.006	44.316	24.061	1:56.383
2	39.932	47.215	24.779	1:51.926
3	41.003	43.936	23.335	1:48.274
4	40.344	43.941	23.420	1:47.705
5	39.852	43.712	23.254	1:46.818
6	39.723	42.689	22.912	1:45.324
7	39.677	41.624	22.722	1:44.023

Laps	Sector 1	Sector 2	Sector 3	Lap Time
8	39.583	41.913	22.799	1:44.295
9	39.087	41.697	24.781	1:45.565
10	39.365	42.061	23.104	1:44.530
11	39.284	41.500	22.980	1:43.764

No.71 Malm, Stefan

1	39.838	43.529	22.764	1:46.131
2	38.523	40.887	22.156	1:41.566
3	37.886	41.468	22.110	1:41.464
4	37.965	41.156	22.317	1:41.438
5	12:05.125	41.940	22.591	13:09.656
6	7:23.559	40.984	22.868	8:27.411

No.72 Bernhard, Jörg

1	41.313	43.970	23.313	1:48.596
2	39.758	43.564	23.316	1:46.638
3	39.758	42.612	22.973	1:45.343
4	39.184	42.403	22.974	1:44.561
5	39.390	42.889	22.899	1:45.178
6	39.418	42.872	22.877	1:45.167
7	6:15.353	49.615	24.238	7:29.206
8	40.377	43.394	23.642	1:47.413
9	39.736	43.165	22.827	1:45.728
10	39.675	42.691	22.944	1:45.310
11	39.330	42.093	23.304	1:44.727
12	39.620	42.771	23.037	1:45.428
13	39.301	42.226	23.137	1:44.664

No.74 Robert, Gregory

1	40.466	44.417	24.456	1:49.339
2	38.475	40.855	22.621	1:41.951
3	37.542	40.557	22.288	1:40.387
4	6:54.736	43.853	22.884	8:01.473
5	37.619	41.073	22.392	1:41.084
6	38.468	40.940	22.358	1:41.766
7	37.479	40.561	22.465	1:40.505
8	5:29.685	41.655	22.405	6:33.745
9	37.675	40.103	22.145	1:39.923

No.78 de Ruit, Romano

1	38.511	43.886	22.866	1:45.263
2	38.140	40.519	22.344	1:41.003
3	37.726	40.443	22.176	1:40.345
4	6:14.086	41.271	22.615	7:17.972
5	37.168	39.486	21.898	1:38.552
6	36.979	39.486	21.895	1:38.360
7	37.212	39.905	22.105	1:39.222
8	41.936	46.394	23.597	1:51.927
9	37.102	39.354	21.818	1:38.274

No.79 Raittinen, Pasi

1	43.353	45.895	24.724	1:53.972
---	--------	--------	--------	----------

Laps	Sector 1	Sector 2	Sector 3	Lap Time
2	40.950	43.418	24.772	1:49.140
3	40.660	43.733	23.583	1:47.976
4	39.814	43.221	23.882	1:46.917
5 IN	39.882	46.873	50.452	2:17.207
6	6:18.453	52.079	25.740	7:36.272
7	40.737	43.579	23.915	1:48.231
8	40.446	43.048	23.953	1:47.447
9	39.897	43.391	24.728	1:48.016
10 IN	43.668	43.231	46.328	2:13.227

No.80 Fred, Juha

1	39.969	43.486	22.469	1:45.924
2	38.732	41.754	22.615	1:43.101
3	38.500	41.832	22.592	1:42.924
4	37.868	41.367	22.342	1:41.577
5	38.344	41.556	22.584	1:42.484
6 IN	42.748	43.284	38.829	2:04.861
7	3:44.129	44.103	23.209	4:51.441
8	38.799	42.209	23.440	1:44.448
9	38.484	41.722	22.624	1:42.830
10	38.496	41.178	22.762	1:42.436
11 IN	38.253	40.720	44.160	2:03.133

No.85 Parkes, Gary

1	41.969	46.850	24.582	1:53.401
2	39.236	41.634	23.048	1:43.918
3	5:31.106	42.023	23.066	6:36.195
4	38.302	41.631	23.966	1:43.899
5	43.832	45.325	24.279	1:53.436
6	38.890	41.649	23.216	1:43.755

No.87 Vejen, Henrik

1	38.296	41.806	22.732	1:42.834
2	38.169	40.703	23.109	1:41.981
3	38.279	41.043	22.380	1:41.702
4	38.521	41.911	22.696	1:43.128
5	9:44.074	43.480	22.462	10:50.016
6	37.933	41.015	22.396	1:41.344
7	38.194	40.406	22.167	1:40.767
8	37.988	40.205	22.078	1:40.271
9	37.832	40.330	22.219	1:40.381

No.88 Busby, Kevin

1	42.232	48.493	23.654	1:54.379
2	39.392	42.049	22.843	1:44.284
3	38.556	42.857	22.853	1:44.266
4	38.662	42.036	22.780	1:43.478
5	38.529	41.372	22.604	1:42.505
6	38.634	40.705	22.659	1:41.998
7	39.188	48.955	24.207	1:52.350
8	40.474	47.284	22.849	1:50.607
9	38.711	41.308	22.645	1:42.664





Superkart

Qualifying Practice #2 (QP2) Analysis

For information purposes. No official / regulatory value

Laps	Sector 1	Sector 2	Sector 3	Lap Time
10	38.824	43.621	22.930	1:45.375
11	38.865	41.135	29.403	1:49.403
12 IN	40.875	55.026	1:53.236	3:29.137

No.89 Kinsey, Carl

1	39.388	43.229	22.813	1:45.430
2	39.335	41.670	22.505	1:43.510
3	5:14.165	42.334	23.065	6:19.564
4	39.031	41.831	22.651	1:43.513
5	39.662	41.950	22.917	1:44.529
6	8:03.298	42.042	22.563	9:07.903
7	38.743	40.899	22.750	1:42.392
8	38.754	40.746	22.538	1:42.038
9	39.196	41.361	22.553	1:43.110
10	39.127	41.316	22.762	1:43.205

No.93 Bjerge, Ingvar

1	39.803	43.123	23.024	1:45.950
2	38.584	42.394	23.541	1:44.519
3	38.970	41.275	22.712	1:42.957
4	7:28.663	42.875	23.206	8:34.744
5	38.860	41.633	23.349	1:43.842
6	38.299	44.317	23.249	1:45.865
7	38.762	41.222	22.705	1:42.689
8	37.943	40.755	22.800	1:41.498
9	37.982	40.833	22.562	1:41.377
10	37.731	40.803	23.017	1:41.551

No.97 Verhaar, Mark

1	40.540	46.228	24.052	1:50.820
2	39.373	43.275	23.879	1:46.527
3	39.035	43.300	23.263	1:45.598
4	39.661	43.468	23.361	1:46.490
5 IN	39.222	43.555	13:17.132	14:39.909

No.99 Bischoff, Roland

1	41.306	46.292	25.389	1:52.987
2	40.986	45.187	25.628	1:51.801
3	41.838	47.415	26.077	1:55.330
4	42.031	46.152	25.548	1:53.731
5	40.866	45.065	26.470	1:52.401
6	40.963	45.704	26.639	1:53.306



Assen | 03 - 05.08.2012

CIK-FIA European Superkart Championship (Rd3)

SUPERKART



Superkart

Qualifying Practice #1 (QP1)

Document 2

Results

Subject to scrutineering & sporting investigations

Rnk	No.	Entrant	Nat	Driver	Nat	Equipment	Sector 1	Sector 2	Sector 3	Time	Gap	Laps
1	9	MS Kart Racing Team	CZE	Kout, Adam	CZE	MS Kart / DEA	36.461	39.654	21.919	1:38.034		9
2	5	Lilja, Henrik	DNK	Lilja, Henrik	DNK	PVP / PVP	36.789	39.496	21.778	1:38.063	0.029	7
3	53	Harpham, Lee	GBR	Harpham, Lee	GBR	Anderson / FPE	36.797	39.581	21.925	1:38.303	0.269	8
4	4	Maasmann, Marcel	NLD	Maasmann, Marcel	NLD	Anderson / FPE	36.904	39.906	21.570	1:38.380	0.346	8
5	2	Bennett, Gavin	GBR	Bennett, Gavin	GBR	Anderson / DEA	36.968	39.677	22.040	1:38.685	0.651	8
6	3	Hentschel, Daniel	DEU	Hentschel, Daniel	DEU	Anderson / DEA	36.676	40.103	21.969	1:38.748	0.714	9
7	44	Payart, Damien	FIN	Payart, Damien	FIN	Anderson / FPE	37.833	39.816	21.694	1:39.343	1.309	8
8	71	Malm, Stefan	SWE	Malm, Stefan	SWE	Scherman / PVP	37.409	40.354	22.034	1:39.797	1.763	8
9	78	de Ruit, Romano	NLD	de Ruit, Romano	NLD	Anderson / FPE	37.026	40.489	22.545	1:40.060	2.026	9
10	56	Bleek, Danny	GBR	Bleek, Danny	GBR	MS Kart / VM	37.806	40.636	22.267	1:40.709	2.675	8
11	74	Robert, Gregory	GBR	Robert, Gregory	GBR	Anderson / FPE	37.712	40.802	22.954	1:41.468	3.434	7
12	87	Vejen, Henrik	DNK	Vejen, Henrik	DNK	PVP / PVP	37.862	41.011	22.673	1:41.546	3.512	9
13	11	Lehtinen, Vesa	FIN	Lehtinen, Vesa	FIN	Anderson / DEA	38.067	40.930	22.608	1:41.605	3.571	12
14	10	Crowe, Malcolm	GBR	Crowe, Malcolm	GBR	Anderson / DEA	37.648	40.700	23.260	1:41.608	3.574	6
15	12	Kennings, Paul	GBR	Kennings, Paul	GBR	Anderson / FPE	37.896	41.273	22.545	1:41.714	3.680	10
16	16	Harvey, David	GBR	Harvey, David	GBR	Anderson / FPE	37.713	41.695	22.450	1:41.858	3.824	6
17	93	Bjerger, Ingvar	SWE	Bjerger, Ingvar	SWE	Anderson / FPE	38.158	41.088	22.882	1:42.128	4.094	9
18	88	Busby, Kevin	GBR	Busby, Kevin	GBR	Anderson / FPE	38.447	40.957	22.842	1:42.246	4.212	6
19	89	Kinsey, Carl	GBR	Kinsey, Carl	GBR	Anderson / FPE	38.534	41.366	22.766	1:42.666	4.632	10
20	32	Westerdijk, Laurens	NLD	Westerdijk, Laurens	NLD	MS Kart / VM	38.413	41.479	22.899	1:42.791	4.757	11
21	85	Parkes, Gary	GBR	Parkes, Gary	GBR	Anderson / FPE	38.702	41.532	22.779	1:43.013	4.979	9
22	60	Urhofer, Thomas	AUT	Urhofer, Thomas	AUT	Anderson / FPE	38.638	41.666	22.775	1:43.079	5.045	5
23	66	Lundgren, Patrik	SWE	Lundgren, Patrik	SWE	PVP / PVP	39.089	42.466	23.077	1:44.632	6.598	11
24	80	Fred, Juha	FIN	Fred, Juha	FIN	PVP / PVP	39.032	42.756	23.292	1:45.080	7.046	4
25	97	Verhaar, Mark	NLD	Verhaar, Mark	NLD	MS Kart / VM	39.138	42.654	23.307	1:45.099	7.065	9
26	86	Vandemeulebroucke, Charles	GBR	Vandemeulebroucke, Charles	GBR	Anderson / FPE	39.450	42.117	23.838	1:45.405	7.371	11
27	72	Bernhard, Jörg	DEU	Bernhard, Jörg	DEU	PVP / PVP	39.188	43.090	23.142	1:45.420	7.386	4
28	79	Raittinen, Pasi	FIN	Raittinen, Pasi	FIN	PVP / PVP	40.104	42.942	23.833	1:46.879	8.845	10
29	36	Van Dijk, René	NLD	Van Dijk, René	NLD	MS Kart / VM	39.808	43.581	23.870	1:47.259	9.225	5
30	46	Chapeau, Laurent	GBR	Chapeau, Laurent	GBR	PVP / FPE	40.402	44.312	24.355	1:49.069	11.035	3
31	21	Sieker, Ulli	DEU	Sieker, Ulli	DEU	USP / Yamaha	40.045	44.767	24.311	1:49.123	11.089	6
32	15	Reinke, Jürgen	DEU	Reinke, Jürgen	DEU	Anderson / DEA	39.708	44.375	25.095	1:49.178	11.144	3
33	99	Bischoff, Roland	DEU	Bischoff, Roland	DEU	USP / Yamaha	42.031	44.440	24.428	1:50.899	12.865	4
34	54	Zoutman, Fokko	NLD	Zoutman, Fokko	NLD	MS Kart / TM	40.929	45.581	25.236	1:51.746	13.712	12
35	30	Gorissen, Marcel	NLD	Gorissen, Marcel	NLD	Anderson / Rotax	43.366	45.167	23.805	1:52.338	14.304	1

For information - Limit of Qualification : 1:52.853

36	47	Marggraf, Thomas	DEU	Marggraf, Thomas	DEU	PVP / PVP	41.579	45.868	26.012	1:53.459	15.425	5
37	41	Rushforth, Simon	GBR	Rushforth, Simon	GBR	Spyda / Pavesi	41.978	46.333	25.888	1:54.199	16.165	9
38	24	Legros, Frederic	GBR	Legros, Frederic	GBR	MS Kart / VM	42.596	46.489	26.596	1:55.681	17.647	5

Not Classified

20	Gjertsen, Erik Martin	NOR	Gjertsen, Erik Martin	NOR	PVP / PVP					No Time		
23	Ranoarimanana, Kevin	GBR	Ranoarimanana, Kevin	GBR	MS Kart / VM					No Time		

Start Time : 03/08/2012 - 12:25:07

Best Lap : No.9 Kout, Adam

1:38.034 167.26 Kph

Weather : Slightly cloudy Air : 20°C Track : Dry

Assen (NLD) - 03/08/2012 - 05/08/2012





Assen | 03 - 05.08.2012

CIK-FIA European Superkart Championship (Rd3)

SUPERKART



Superkart

Qualifying Practice #1 (QP1)

Best Sectors Analysis

For information purposes. No official / regulatory value

S1			S2			S3			Ideal Lap Times						
Rnk	No.	Time	Rnk	No.	Time	Rnk	No.	Time	Rnk	No.	Driver	Nat	Ideal Lap	Best Lap	Diff.
1	9	36.461	1	4	39.085	1	4	21.570	1	4	Maasmann, Marcel	NLD	1:37.472	1:38.380	0.908
2	3	36.676	2	5	39.430	2	44	21.694	2	5	Lilja, Henrik	DNK	1:37.913	1:38.063	0.150
3	5	36.789	3	53	39.581	2	5	21.694	3	9	Kout, Adam	CZE	1:37.985	1:38.034	0.049
4	53	36.797	4	9	39.605	4	53	21.910	4	53	Harpham, Lee	GBR	1:38.288	1:38.303	0.015
5	4	36.817	5	2	39.677	5	9	21.919	5	2	Bennett, Gavin	GBR	1:38.580	1:38.685	0.105
6	2	36.968	6	44	39.816	6	2	21.935	6	3	Hentschel, Daniel	DEU	1:38.605	1:38.748	0.143
7	78	37.026	7	3	39.960	7	3	21.969	7	44	Payart, Damien	ERA	1:39.343	1:39.343	
8	74	37.254	8	78	40.287	8	71	22.034	8	78	de Ruit, Romano	NLD	1:39.680	1:40.060	0.380
9	71	37.409	9	71	40.354	9	10	22.207	9	71	Malm, Stefan	NLD	1:39.797	1:39.797	
10	56	37.487	10	56	40.636	10	56	22.267	10	56	Bleek, Danny	NLD	1:40.390	1:40.709	0.319
11	10	37.596	11	10	40.700	11	12	22.365	11	10	Crowe, Malcolm	GBR	1:40.503	1:41.608	1.105
12	16	37.713	12	74	40.802	12	78	22.367	12	74	Robert, Gregory	GBR	1:40.657	1:41.468	0.811
13	44	37.833	13	11	40.930	13	16	22.450	13	11	Lehtinen, Vesa	FIN	1:41.410	1:41.605	0.195
14	87	37.862	14	88	40.957	14	11	22.485	14	87	Vejen, Henrik	DNK	1:41.470	1:41.546	0.076
15	12	37.896	15	87	41.011	15	32	22.540	15	12	Kennings, Paul	GBR	1:41.534	1:41.714	0.180
16	11	37.995	16	93	41.035	16	60	22.558	16	16	Harvey, David	GBR	1:41.858	1:41.858	
17	93	38.019	17	12	41.273	17	87	22.597	17	93	Bjerge, Ingvar	NLD	1:41.936	1:42.128	0.192
18	32	38.097	18	89	41.355	18	89	22.600	18	32	Westerdijk, Laurens	NLD	1:42.116	1:42.791	0.675
19	89	38.241	19	32	41.479	19	74	22.601	19	88	Busby, Kevin	GBR	1:42.164	1:42.246	0.082
20	85	38.376	20	85	41.532	20	88	22.760	20	89	Kinsey, Carl	GBR	1:42.196	1:42.666	0.470
21	88	38.447	21	60	41.666	21	86	22.765	21	85	Parkes, Gary	GBR	1:42.687	1:43.013	0.326
22	60	38.636	22	16	41.695	22	85	22.779	22	60	Urhofer, Thomas	AUT	1:42.860	1:43.079	0.219
23	80	39.032	23	66	42.084	23	93	22.882	23	66	Lundgren, Patrik	NLD	1:44.193	1:44.632	0.439
24	66	39.050	24	86	42.117	24	66	23.059	24	86	Vandemeulebroucke, Charles	ERA	1:44.332	1:45.405	1.073
25	97	39.054	25	97	42.654	25	72	23.142	25	97	Verhaar, Mark	NLD	1:44.987	1:45.099	0.112
26	72	39.188	26	80	42.756	26	97	23.279	26	80	Fred, Juha	FIN	1:45.080	1:45.080	
27	86	39.450	27	79	42.942	27	80	23.292	27	72	Bernhard, Jörg	DEU	1:45.420	1:45.420	
28	15	39.708	28	72	43.090	28	79	23.779	28	79	Raittinen, Pasi	FIN	1:46.717	1:46.879	0.162
29	36	39.808	29	15	43.494	29	30	23.805	29	36	Van Dijk, René	NLD	1:47.206	1:47.259	0.053
30	79	39.996	30	36	43.528	30	36	23.870	30	15	Reinke, Jürgen	DEU	1:47.712	1:49.178	1.466
31	21	40.045	31	46	44.312	31	21	23.916	31	21	Sieker, Ulli	DEU	1:48.415	1:49.123	0.708
32	46	40.402	32	99	44.440	32	46	24.355	32	46	Chapeau, Laurent	ERA	1:49.069	1:49.069	
33	47	40.410	33	21	44.454	33	99	24.428	33	99	Bischoff, Roland	DEU	1:49.340	1:50.899	1.559
34	99	40.472	34	30	45.167	34	15	24.510	34	54	Zoutman, Fokko	NLD	1:51.297	1:51.746	0.449
35	54	40.751	35	54	45.381	35	54	25.165	35	47	Marggraf, Thomas	DEU	1:52.290	1:53.459	1.169
36	24	41.876	36	47	45.868	36	41	25.760	36	30	Gorissen, Marcel	NLD	1:52.338	1:52.338	
37	41	41.918	37	41	46.333	37	47	26.012	37	41	Rushforth, Simon	GBR	1:54.011	1:54.199	0.188
38	30	43.366	38	24	46.489	38	24	26.505	38	24	Legros, Frederic	ERA	1:54.870	1:55.681	0.811





Superkart

Qualifying Practice #1 (QP1) Analysis

For information purposes. No official / regulatory value

Laps	Sector 1	Sector 2	Sector 3	Lap Time
No.2 Bennett, Gavin				
1	37.507	40.023	21.935	1:39.465
2	9:52.014	43.443	22.419	10:57.876
3	37.224	40.954	22.199	1:40.377
4	37.158	40.242	22.224	1:39.624
5	6:34.219	41.070	22.755	7:38.044
6	37.066	40.027	22.114	1:39.207
7	36.968	39.677	22.040	1:38.685
8	37.112	39.873	21.978	1:38.963

Laps	Sector 1	Sector 2	Sector 3	Lap Time
No.3 Hentschel, Daniel				
1	37.060	40.697	22.690	1:40.447
2	37.404	42.218	22.187	1:41.809
3	37.521	40.344	22.150	1:40.015
4	37.141	40.178	22.217	1:39.536
5	8:55.080	42.189	22.826	10:00.095
6	5:43.411	44.968	23.053	6:51.432
7	36.816	40.431	22.314	1:39.561
8	36.676	40.103	21.969	1:38.748
9	36.794	39.960	22.114	1:38.868

Laps	Sector 1	Sector 2	Sector 3	Lap Time
No.4 Maasmann, Marcel				
1	44.548	45.163	25.754	1:55.465
2	40.584	42.718	23.829	1:47.131
3	38.231	39.869	22.316	1:40.416
4	37.225	40.502	21.988	1:39.715
5	9:11.629	43.456	23.555	10:18.640
6	36.949	39.860	21.640	1:38.449
7	36.904	39.906	21.570	1:38.380
8	36.817	39.085	25.205	1:41.107

Laps	Sector 1	Sector 2	Sector 3	Lap Time
No.5 Lilja, Henrik				
1	37.769	40.809	21.903	1:40.481
2	37.587	40.128	22.109	1:39.824
3	16:11.853	40.975	21.694	17:14.522
4	37.319	39.430	21.698	1:38.447
5	37.615	41.456	21.947	1:41.018
6	37.089	39.513	21.745	1:38.347
7	36.789	39.496	21.778	1:38.063

Laps	Sector 1	Sector 2	Sector 3	Lap Time
No.9 Kout, Adam				
1	37.253	41.451	22.082	1:40.786
2	37.186	40.208	22.701	1:40.095
3	7:07.242	42.586	22.689	8:12.517
4	36.781	39.605	22.521	1:38.907
5	39.682	40.625	22.488	1:42.795
6	36.919	39.687	22.161	1:38.767
7	7:24.348	42.509	22.048	8:28.905
8	36.461	39.654	21.919	1:38.034
9	36.658	39.888	21.935	1:38.481

Laps	Sector 1	Sector 2	Sector 3	Lap Time
No.10 Crowe, Malcolm				
1	39.156	41.530	22.677	1:43.363
2	40.648	43.280	22.843	1:46.771
3	38.562	41.012	22.207	1:41.781
4	11:03.558	42.491	22.587	12:08.636
5	37.596	41.354	22.762	1:41.712
6	37.648	40.700	23.260	1:41.608

Laps	Sector 1	Sector 2	Sector 3	Lap Time
No.11 Lehtinen, Vesa				
1	41.117	41.649	22.855	1:45.621
2	38.184	41.304	22.668	1:42.156
3	38.702	41.358	23.134	1:43.194
4	38.008	42.619	22.822	1:43.449
5	38.094	41.198	22.703	1:41.995
6	38.442	41.166	22.485	1:42.093
7	38.006	41.006	22.618	1:41.630
8	6:55.329	42.945	22.681	8:00.955
9	38.067	40.930	22.608	1:41.605
10	37.995	41.085	22.758	1:41.838
11	38.006	41.550	22.901	1:42.457
12	38.895	41.552	23.445	1:43.892

Laps	Sector 1	Sector 2	Sector 3	Lap Time
No.12 Kennings, Paul				
1	38.779	42.074	22.365	1:43.218
2	38.235	42.093	22.729	1:43.057
3	38.335	42.556	23.147	1:44.038
4	8:03.121	45.487	22.854	9:11.462
5	49.925	49.944	24.379	2:04.248
6	39.009	42.322	23.155	1:44.486
7	38.127	41.383	22.553	1:42.063
8	38.383	41.656	22.635	1:42.674
9	37.896	41.273	22.545	1:41.714
10	42.796	42.952	22.508	1:48.256

Laps	Sector 1	Sector 2	Sector 3	Lap Time
No.15 Reinke, Jürgen				
1	43.607	43.494	24.510	1:51.611
2	40.323	47.711	27.269	1:55.303
3	39.708	44.375	25.095	1:49.178

Laps	Sector 1	Sector 2	Sector 3	Lap Time
No.16 Harvey, David				
1	40.600	42.917	22.707	1:46.224
2	38.519	41.735	22.544	1:42.798
3	38.659	41.705	22.546	1:42.910
4	39.122	42.008	22.626	1:43.756
5	7:40.139	43.292	23.100	8:46.531
6	37.713	41.695	22.450	1:41.858

Laps	Sector 1	Sector 2	Sector 3	Lap Time
No.21 Sieker, Ulli				
1	40.836	44.454	25.001	1:50.291
2	40.417	45.005	24.195	1:49.617
3	40.045	44.767	24.311	1:49.123
4	5:27.684	47.398	24.574	6:39.656

Laps	Sector 1	Sector 2	Sector 3	Lap Time
5	40.972	45.147	25.360	1:51.479
6	40.781	44.667	23.916	1:49.364

Laps	Sector 1	Sector 2	Sector 3	Lap Time
No.24 Legros, Frederic				
1	41.976	47.184	27.088	1:56.248
2	42.407	47.557	26.857	1:56.821
3	41.876	48.369	26.505	1:56.750
4	42.714	46.857	26.733	1:56.304
5	42.596	46.489	26.596	1:55.681

Laps	Sector 1	Sector 2	Sector 3	Lap Time
No.30 Gorissen, Marcel				
1	43.366	45.167	23.805	1:52.338

Laps	Sector 1	Sector 2	Sector 3	Lap Time
No.32 Westerdijk, Laurens				
1	39.248	43.587	22.946	1:45.781
2	38.489	42.355	22.696	1:43.540
3	39.106	41.708	22.753	1:43.567
4	38.097	41.975	22.730	1:42.802
5	38.413	41.479	22.899	1:42.791
6	4:11.908	41.785	22.768	5:16.461
7	38.530	45.982	23.428	1:47.940
8	38.778	42.052	22.672	1:43.502
9	38.434	41.908	22.992	1:43.334
10	38.923	42.228	22.696	1:43.847
11	42.621	42.344	22.540	1:47.505

Laps	Sector 1	Sector 2	Sector 3	Lap Time
No.36 Van Dijk, René				
1	40.595	43.528	24.955	1:49.078
2	40.416	46.305	24.937	1:51.658
3	39.808	43.581	23.870	1:47.259
4	39.953	44.206	24.037	1:48.196
5	40.238	43.739	24.183	1:48.160

Laps	Sector 1	Sector 2	Sector 3	Lap Time
No.41 Rushforth, Simon				
1	44.474	48.259	26.738	1:59.471
2	41.918	46.452	27.039	1:55.409
3	43.300	51.009	27.191	2:01.500
4	46.246	49.240	27.332	2:02.818
5	42.797	48.194	26.259	1:57.250
6	43.188	47.784	26.015	1:56.987
7	42.829	47.025	25.794	1:55.648
8	42.557	46.383	25.760	1:54.700
9	41.978	46.333	25.888	1:54.199

Laps	Sector 1	Sector 2	Sector 3	Lap Time
No.44 Payart, Damien				
1	38.332	40.938	21.824	1:41.094
2	37.833	39.816	21.694	1:39.343
3	12:41.284	42.193	22.042	13:45.519
4	38.049	40.433	22.169	1:40.651
5	38.006	39.850	22.204	1:40.060
6	37.999	41.102	21.837	1:40.938
7	38.157	39.928	21.837	1:39.922
8	38.085	39.902	21.986	1:39.973





Superkart

Qualifying Practice #1 (QP1) Analysis

For information purposes. No official / regulatory value

Laps	Sector 1	Sector 2	Sector 3	Lap Time
No.46 Chapeau, Laurent				
1	47.663	47.673	24.827	2:00.163
2	41.945	45.046	24.929	1:51.920
3	40.402	44.312	24.355	1:49.069

Laps	Sector 1	Sector 2	Sector 3	Lap Time
No.47 Marggraf, Thomas				
1	4:49.544	47.357	26.293	6:03.194
2	41.579	45.868	26.012	1:53.459
3	42.416	46.690	26.692	1:55.798
4	40.410	47.320	27.085	1:54.815
5	6:00.721	50.276	26.976	7:17.973

Laps	Sector 1	Sector 2	Sector 3	Lap Time
No.53 Harpham, Lee				
1	6:35.121	44.841	24.578	7:44.540
2	41.589	43.843	22.316	1:47.748
3	37.811	40.210	22.004	1:40.025
4	36.958	40.108	21.910	1:38.976
5	6:14.290	45.785	23.591	7:23.666
6	40.429	46.748	23.045	1:50.222
7	36.797	39.581	21.925	1:38.303
8	37.124	47.360	33.194	1:57.678

Laps	Sector 1	Sector 2	Sector 3	Lap Time
No.54 Zoutman, Fokko				
1	41.784	45.671	25.972	1:53.427
2	41.877	47.483	25.890	1:55.250
3	41.697	54.470	26.026	2:02.193
4	41.938	46.607	25.555	1:54.100
5	42.433	46.365	25.572	1:54.370
6	40.751	45.942	25.316	1:52.009
7	40.878	45.522	25.384	1:51.784
8	41.463	45.893	25.193	1:52.549
9	41.058	45.701	25.668	1:52.427
10	40.929	45.581	25.236	1:51.746
11	41.271	46.842	25.165	1:53.278
12	41.420	45.381	25.165	1:51.966

Laps	Sector 1	Sector 2	Sector 3	Lap Time
No.56 Bleek, Danny				
1	39.026	42.985	22.886	1:44.897
2	37.720	41.374	22.905	1:41.999
3	6:57.395	44.077	23.329	8:04.801
4	37.820	41.470	22.279	1:41.569
5	38.292	41.103	22.403	1:41.798
6	37.806	40.636	22.267	1:40.709
7	37.487	41.104	22.418	1:41.009
8	37.558	43.574	22.684	1:43.816

Laps	Sector 1	Sector 2	Sector 3	Lap Time
No.60 Urhofer, Thomas				
1	39.734	42.402	22.558	1:44.694
2	38.638	41.666	22.775	1:43.079
3	38.636	41.666	23.670	1:43.972
4	39.043	42.355	23.290	1:44.688
5 IN				9:56.199

Laps	Sector 1	Sector 2	Sector 3	Lap Time
No.66 Lundgren, Patrik				
1	40.386	42.084	23.059	1:45.529
2	39.050	45.374	23.787	1:48.211
3	42.972	44.400	24.292	1:51.664
4	40.702	42.413	23.245	1:46.360
5	39.566	43.021	23.303	1:45.890
6	39.559	43.094	24.098	1:46.751
7	39.713	43.398	23.349	1:46.460
8	39.622	43.194	23.377	1:46.193
9	39.066	42.835	23.415	1:45.316
10	39.524	42.528	23.581	1:45.633
11	39.089	42.466	23.077	1:44.632

Laps	Sector 1	Sector 2	Sector 3	Lap Time
No.71 Malm, Stefan				
1	38.158	40.710	22.766	1:41.634
2	37.629	40.978	22.342	1:40.949
3	37.864	40.809	22.314	1:40.987
4	9:23.106	42.965	22.415	10:28.486
5	37.903	44.956	25.109	1:47.968
6	37.631	40.378	22.077	1:40.086
7	37.409	40.354	22.034	1:39.797
8	37.689	40.669	22.247	1:40.605

Laps	Sector 1	Sector 2	Sector 3	Lap Time
No.72 Bernhard, Jörg				
1	41.145	44.799	24.476	1:50.420
2	40.297	43.826	23.674	1:47.797
3	40.021	43.186	23.217	1:46.424
4	39.188	43.090	23.142	1:45.420

Laps	Sector 1	Sector 2	Sector 3	Lap Time
No.74 Robert, Gregory				
1	39.982	41.057	22.735	1:43.774
2	38.104	41.825	22.847	1:42.776
3	38.749	41.847	22.601	1:43.197
4	6:38.008	45.874	24.315	7:48.197
5	38.889	42.312	22.903	1:44.104
6	37.712	40.802	22.954	1:41.468
7	37.254	42.705	23.271	1:43.230

Laps	Sector 1	Sector 2	Sector 3	Lap Time
No.78 de Ruit, Romano				
1	37.683	40.300	22.429	1:40.412
2	38.680	40.492	22.613	1:41.785
3	37.026	40.489	22.545	1:40.060
4	37.145	40.504	22.647	1:40.296
5	42.277	44.752	23.816	1:50.845
6	37.300	40.791	22.367	1:40.458
7	37.582	40.287	22.543	1:40.412
8	37.950	40.448	22.702	1:41.100
9	37.720	40.438	23.156	1:41.314

Laps	Sector 1	Sector 2	Sector 3	Lap Time
No.79 Raittinen, Pasi				
1	43.471	46.145	24.115	1:53.731
2	40.170	43.505	24.505	1:48.180

Laps	Sector 1	Sector 2	Sector 3	Lap Time
3	40.172	43.873	24.326	1:48.371
4	8:14.283	47.603	25.899	9:27.785
5	42.100	46.001	23.779	1:51.880
6	40.409	43.608	24.151	1:48.168
7	39.996	43.492	23.853	1:47.341
8	40.292	43.738	25.101	1:49.131
9	40.104	42.942	23.833	1:46.879
10	40.016	43.029	24.634	1:47.679

Laps	Sector 1	Sector 2	Sector 3	Lap Time
No.80 Fred, Juha				
1	41.873	44.879	23.906	1:50.658
2	41.075	43.768	23.504	1:48.347
3	39.032	42.756	23.292	1:45.080
4	6:01.604	46.487	24.957	7:13.048

Laps	Sector 1	Sector 2	Sector 3	Lap Time
No.85 Parkes, Gary				
1	44.379	47.220	24.724	1:56.323
2	40.858	45.627	23.428	1:49.913
3	38.376	42.065	23.277	1:43.718
4	7:41.973	43.047	23.234	8:48.254
5	39.007	43.832	25.319	1:48.158
6	39.140	43.002	22.899	1:45.041
7	38.702	41.532	22.779	1:43.013
8	4:39.517	42.066	22.948	5:44.531
9	38.894	41.662	23.106	1:43.662

Laps	Sector 1	Sector 2	Sector 3	Lap Time
No.86 Vandemeulebroucke, Charles				
1	40.768	45.052	25.362	1:51.182
2	40.545	46.982	24.566	1:52.093
3	40.445	43.206	24.515	1:48.166
4	40.248	43.179	23.489	1:46.916
5	39.450	42.117	23.838	1:45.405
6	39.517	44.663	22.765	1:46.945
7	40.042	42.951	24.253	1:47.246
8	40.507	45.265	27.156	1:52.928
9	8:58.945	56.953	27.643	10:23.541
10	48.918	59.973	28.177	2:17.068
11	43.171	47.099	24.436	1:54.706

Laps	Sector 1	Sector 2	Sector 3	Lap Time
No.87 Vejen, Henrik				
1	38.474	41.962	22.947	1:43.383
2	38.989	43.057	22.818	1:44.864
3	38.099	41.460	23.202	1:42.761
4	38.631	42.487	22.976	1:44.094
5	38.330	41.439	22.597	1:42.366
6	38.357	41.141	23.052	1:42.550
7	9:16.451	44.792	23.582	10:24.825
8	38.703	41.423	22.755	1:42.881
9	37.862	41.011	22.673	1:41.546

Laps	Sector 1	Sector 2	Sector 3	Lap Time
No.88 Busby, Kevin				
1	39.423	45.083	28.572	1:53.078





Assen | 03 - 05.08.2012

CIK-FIA European Superkart Championship (Rd3)

SUPERKART



Superkart

Qualifying Practice #1 (QP1)

Analysis

For information purposes. No official / regulatory value

Laps	Sector 1	Sector 2	Sector 3	Lap Time
2	38.845	43.709	23.490	1:46.044
3	38.941	42.337	22.914	1:44.192
4	38.448	41.206	23.809	1:43.463
5	38.745	41.272	22.760	1:42.777
6	38.447	40.957	22.842	1:42.246

No.89 Kinsey, Carl

1	39.971	42.713	23.156	1:45.840
2	41.130	44.946	23.889	1:49.965
3	38.879	41.999	23.144	1:44.022
4	38.907	42.139	23.220	1:44.266
5	6:03.107	43.206	23.497	7:09.810
6	39.809	42.455	22.832	1:45.096
7	38.700	41.355	23.071	1:43.126
8	38.241	41.670	22.885	1:42.796
9	39.220	41.775	22.600	1:43.595
10	38.534	41.366	22.766	1:42.666

No.93 Bjerger, Ingvar

1	39.344	42.478	23.442	1:45.264
2	38.457	41.991	23.471	1:43.919
3	38.909	41.785	23.631	1:44.325
4	38.399	41.439	23.067	1:42.905
5	38.098	41.044	23.045	1:42.187
6	38.246	41.717	23.026	1:42.989
7	38.174	41.035	23.049	1:42.258
8	38.158	41.088	22.882	1:42.128
9	38.019	41.247	23.203	1:42.469

No.97 Verhaar, Mark

1	40.462	44.613	23.704	1:48.779
2	6:11.929	47.679	24.751	7:24.359
3	40.662	44.806	23.718	1:49.186
4	39.054	43.164	23.442	1:45.660
5	41.107	44.592	23.779	1:49.478
6	39.138	42.654	23.307	1:45.099
7	39.101	43.924	23.738	1:46.763
8	39.218	43.613	23.279	1:46.110
9	39.478	43.025	23.306	1:45.809

No.99 Bischoff, Roland

1	42.031	44.440	24.428	1:50.899
2	40.472	45.919	25.333	1:51.724
3	41.061	46.149	25.732	1:52.942
4	41.257	46.021	25.660	1:52.938






Assen | 03 - 05.08.2012

CIK-FIA European Superkart Championship (Rd3)

SUPERKART



Entry & **Participants' List**





Assen | 03 - 05.08.2012

CIK-FIA European Superkart Championship (Rd3)

SUPERKART



Superkart

List of Participants (40 Drivers)

Document 1

No.	Entrant	Nat	Driver	Nat	Equipment
2	Bennett, Gavin		Bennett, Gavin		Anderson / DEA
3	Hentschel, Daniel		Hentschel, Daniel		Anderson / DEA
4	Maasmann, Marcel		Maasmann, Marcel		Anderson / FPE
5	Lilja, Henrik		Lilja, Henrik		PVP / PVP
9	MS Kart Racing Team		Kout, Adam		MS Kart / DEA
10	Crowe, Malcolm		Crowe, Malcolm		Anderson / DEA
11	Lehtinen, Vesa		Lehtinen, Vesa		Anderson / DEA
12	Kennings, Paul		Kennings, Paul		Anderson / FPE
15	Reinke, Jürgen		Reinke, Jürgen		Anderson / DEA
16	Harvey, David		Harvey, David		Anderson / FPE
20	Gjertsen, Erik Martin		Gjertsen, Erik Martin		PVP / PVP
21	Sieker, Ulli		Sieker, Ulli		USP / Yamaha
23	Ranoarimanana, Kevin		Ranoarimanana, Kevin		MS Kart / VM
24	Legros, Frederic		Legros, Frederic		MS Kart / VM
30	Gorissen, Marcel		Gorissen, Marcel		Anderson / Rotax
32	Westerdijk, Laurens		Westerdijk, Laurens		MS Kart / VM
36	Van Dijk, René		Van Dijk, René		MS Kart / VM
41	Rushforth, Simon		Rushforth, Simon		Spyda / Pavesi
44	Payart, Damien		Payart, Damien		Anderson / FPE
46	Chapeau, Laurent		Chapeau, Laurent		PVP / FPE
47	Marggraf, Thomas		Marggraf, Thomas		PVP / PVP
53	Harpham, Lee		Harpham, Lee		Anderson / FPE
54	Zoutman, Fokko		Zoutman, Fokko		MS Kart / TM
56	Bleek, Danny		Bleek, Danny		MS Kart / VM
60	Urhofer, Thomas		Urhofer, Thomas		Anderson / FPE
66	Lundgren, Patrik		Lundgren, Patrik		PVP / PVP
71	Malm, Stefan		Malm, Stefan		Scherman / PVP
72	Bernhard, Jörg		Bernhard, Jörg		PVP / PVP
74	Robert, Gregory		Robert, Gregory		Anderson / FPE
78	de Ruit, Romano		de Ruit, Romano		Anderson / FPE
79	Raittinen, Pasi		Raittinen, Pasi		PVP / PVP
80	Fred, Juha		Fred, Juha		PVP / PVP
85	Parkes, Gary		Parkes, Gary		Anderson / FPE
86	Vandemeulebroucke, Charles		Vandemeulebroucke, Charles		Anderson / FPE
87	Vejen, Henrik		Vejen, Henrik		PVP / PVP
88	Busby, Kevin		Busby, Kevin		Anderson / FPE
89	Kinsey, Carl		Kinsey, Carl		Anderson / FPE
93	Bjerge, Ingvar		Bjerge, Ingvar		Anderson / FPE
97	Verhaar, Mark		Verhaar, Mark		MS Kart / VM
99	Bischoff, Roland		Bischoff, Roland		USP / Yamaha





Assen | 03 - 05.08.2012

CIK-FIA European Superkart Championship (Rd3)

SUPERKART



Superkart

Entry List (41 Drivers)

No.	Entrant	Nat	Driver	Nat	Equipment
2	Bennett, Gavin		Bennett, Gavin		Anderson / DEA
3	Hentschel, Daniel		Hentschel, Daniel		Anderson / DEA
4	Maasmann, Marcel		Maasmann, Marcel		Anderson / FPE
5	Lilja, Henrik		Lilja, Henrik		PVP / PVP
9	MS Kart Racing Team		Kout, Adam		MS Kart / DEA
10	Crowe, Malcolm		Crowe, Malcolm		Anderson / DEA
11	Lehtinen, Vesa		Lehtinen, Vesa		Anderson / DEA
12	Kennings, Paul		Kennings, Paul		Anderson / FPE
15	Reinke, Jürgen		Reinke, Jürgen		Anderson / DEA
16	Harvey, David		Harvey, David		Anderson / FPE
20	Gjertsen, Erik Martin		Gjertsen, Erik Martin		PVP / PVP
21	Sieker, Ulli		Sieker, Ulli		USP / Yamaha
23	Ranoarimanana, Kevin		Ranoarimanana, Kevin		MS Kart / VM
24	Legros, Frederic		Legros, Frederic		MS Kart / VM
30	Gorissen, Marcel		Gorissen, Marcel		Anderson / Rotax
32	Westerdijk, Laurens		Westerdijk, Laurens		MS Kart / VM
36	Van Dijk, René		Van Dijk, René		MS Kart / VM
41	Rushforth, Simon		Rushforth, Simon		Spyda / Pavesi
44	Payart, Damien		Payart, Damien		Anderson / FPE
46	Chapeau, Laurent		Chapeau, Laurent		PVP / FPE
47	Marggraf, Thomas		Marggraf, Thomas		PVP / PVP
53	Harpham, Lee		Harpham, Lee		Anderson / FPE
54	Zoutman, Fokko		Zoutman, Fokko		MS Kart / TM
56	Bleek, Danny		Bleek, Danny		MS Kart / VM
60	Urhofer, Thomas		Urhofer, Thomas		Anderson / FPE
66	Lundgren, Patrik		Lundgren, Patrik		PVP / PVP
70	Kaldijk, Esdert		Kaldijk, Esdert		Anderson / FPE
71	Malm, Stefan		Malm, Stefan		Scherman / PVP
72	Bernhard, Jörg		Bernhard, Jörg		PVP / PVP
74	Robert, Gregory		Robert, Gregory		Anderson / FPE
78	de Ruit, Romano		de Ruit, Romano		Anderson / FPE
79	Raittinen, Pasi		Raittinen, Pasi		PVP / PVP
80	Fred, Juha		Fred, Juha		PVP / PVP
85	Parkes, Gary		Parkes, Gary		Anderson / FPE
86	Vandemeulebroucke, Charles		Vandemeulebroucke, Charles		Anderson / FPE
87	Vejen, Henrik		Vejen, Henrik		PVP / PVP
88	Busby, Kevin		Busby, Kevin		Anderson / FPE
89	Kinsey, Carl		Kinsey, Carl		Anderson / FPE
93	Bjerge, Ingvar		Bjerge, Ingvar		Anderson / FPE
97	Verhaar, Mark		Verhaar, Mark		MS Kart / VM
99	Bischoff, Roland		Bischoff, Roland		USP / Yamaha

