



Gamma Racing Days 2019

LDP International

Dutch GP Superkarts 2019

Uitslag van Private Testing

16 - 18 augustus 2019
Assen - 4555 mtr.

Pos	Nr.	Naam	Merk	Kls	PIC	Snelste	In	Gat	Vershil	Laps	Km/h
1	6	Emmanuel Vinales (F)	MS/VM	Div1-I	1	1:34.725	11			14	173,11
2	1	Peter Elkmann (D)	Anderson/VM	Div1-I	2	1:34.815	11	0.090	0.090	12	172,95
3	3	Yannick de Brabander (B)	MS/VM	Div1-I	3	1:35.929	11	1.204	1.114	11	170,94
4	24	Liam Morley (GB)	Anderson/VM	Div1-I	4	1:38.612	7	3.887	2.683	8	166,29
5	5	Marcel Maasmann (NL)	Anderson/VM	Div1-I	5	1:38.690	8	3.965	0.078	10	166,16
6	18	Jason Dredge (GB)	Anderson/PVP	Div1-I	6	1:39.564	5	4.839	0.874	7	164,70
7	10	Carl Hulme (GB)	Anderson/VM	Div1-I	7	1:39.863	6	5.138	0.299	7	164,20
8	26	Jurgen Reinke (D)	Anderson/VM	Div1-I	8	1:40.456	6	5.731	0.593	6	163,24
9	7	Jaime Zuleta (CO)	MS/VM	Div1-I	9	1:40.900	7	6.175	0.444	10	162,52
10	12	Mark Verhaar (NL)	MS/VM	Div1-I	10	1:41.250	9	6.525	0.350	10	161,96
11	93	Ingvar Bjerger (S)	Anderson/FPE	Div1-I	11	1:42.278	5	7.553	1.028	7	160,33
12	25	Thierry Bethfort (F)	PVP/PVP	Div1-I	12	1:43.613	8	8.888	1.335	9	158,26
13	22	Matt Robinson (GB)	MS/VM	Div1-I	13	1:44.359	8	9.634	0.746	9	157,13
14	101	Gareth James (GB)	Anderson/DEA	250M	1	1:46.438	3	11.713	2.079	8	154,06
15	27	Mark Jauregui (USA)	Anderson/BRC	Div1-N	1	1:46.672	9	11.947	0.234	11	153,72
16	15	Sven van de Wardt (NL)	MS/VM	Div1-I	14	1:47.308	3	12.583	0.636	4	152,81
17	141	Andy Waite (GB)	Anderson/DEA	250M	2	1:48.015	8	13.290	0.707	10	151,81
18	90	Kai Kruse (D)	Anderson/PVP	Div1-I	15	1:48.229	4	13.504	0.214	4	151,51
19	293	Ben Parkinson (GB)	Anderson/KTM	4Stroke	1	1:48.392	5	13.667	0.163	8	151,28
20	44	Mark Gellatly (GB)	MS/VM	Div1-I	16	1:50.250	7	15.525	1.858	10	148,73
21	76	Dani Ican Chan (GB)	Anderson/PVP	Div1-N	2	1:50.679	5	15.954	0.429	6	148,16
22	70	Clemens Teuploff (A)	PVP/VM	Div1-I	17	1:52.129	9	17.404	1.450	11	146,24
23	51	Chris Reit (NL)	MS/PVP	Div1-I	18	1:52.447	3	17.722	0.318	3	145,83
24	64	Johnny West (USA)	MS/VM	Div1-I	19	1:52.667	7	17.942	0.220	8	145,54
25	46	Laurent Chapeau (FR)	PVP/DEA	Div1-I	20	1:52.852	6	18.127	0.185	9	145,31
26	53	Martin Marks (GB)	Anderson/FPE	Div1-N	3	1:52.920	7	18.195	0.068	9	145,22
27	151	Luke Burton (GB)	Anderson/Viper	250M	3	1:54.722	8	19.997	1.802	11	142,94
28	9	Tom Rushforth (GB)	SPYDA/VM	Div1-I	21	1:54.858	7	20.133	0.136	8	142,77
29	210	Chuck Gilbert (USA)	Anderson/Viper	4Stroke	2	1:54.922	3	20.197	0.064	7	142,69
30	178	Andrew Gulliford (GB)	Anderson/DEA	250M	4	1:57.408	7	22.683	2.486	8	139,67
31	21	David Ede (GB)	Anderson/FPE	Div1-N	4	1:58.066	3	23.341	0.658	5	138,89
32	142	Peter Tillson-Hawke (GB)	Anderson/Honda	250M	5	2:00.173	3	25.448	2.107	3	136,45
33	62	Andrew Powell (GB)	PVP/FPE	Div1-N	5	2:00.218	5	25.493	0.045	10	136,40
34	149	Robert Wynell-Mayow (GB)	Anderson - Honda	250M	6	2:00.224	9	25.499	0.006	10	136,40
35	171	Donald Kennedy (GB)	Anderson/KTM	250M	7	2:02.419	3	27.694	2.195	4	133,95
36	30	Andy Bird (GB)	Anderson/VM	Div1-I	22	2:04.160	2	29.435	1.741	4	132,07
37	138	Bart van Roekel (NL)	MS/Honda	250M	8	2:05.465	4	30.740	1.305	5	130,70
38	40	Geoffroy Rivet (F)	Anderson/VM	Div1-I	23					1	0,00
39	102	Gavin Bennett (GB)	Anderson/DEA	250M	9						


Snelste ronde : 1:34.725 in ronde 11 door nr. 6 : Emmanuel Vinales (MS/VM)

Publicatietijd

Uitslagen: www.getraceresults.com

Tijdwaarneming door : TT Circuit Assen

Geprint om : 16-08-2019 - 10:09

Clerk of the Course	Sportcommissaris	Timekeeper	
Arie Kroeze		Jans Eising	
Blad 1 van 1			

Gamma Racing Days 2019

LDP International

Dutch GP Superkarts 2019

16 - 18 augustus 2019

Ronden- en Sectortijden - Private Testing

Assen - 4555 mtr.

1 Peter Elkmann								Anderson/VM									
lap	Sect-1	Speed	Sect-2	Speed	Sect-3	Speed	lap time	Top Speed	lap	Sect-1	Speed	Sect-2	Speed	Sect-3	Speed	lap time	Top Speed
1	Pit Out		51.162		28.576		2:11.223		7	35.773		38.296		22.010		1:36.079	
2	45.011		47.008		27.124		1:59.143		8	35.555		39.020		23.203		1:37.778	
3	42.808		44.312		25.817		1:52.937		9	35.762		38.129		22.045		1:35.936	
4	37.579		42.978		22.995		1:43.552		10	35.798		39.331		21.706		1:36.835	
5	37.232		39.998		22.208		1:39.438		11	35.543		37.770		<u>21.502</u>		<u>1:34.815</u>	
6	36.451		<u>37.396</u>		22.168		1:36.015		12	<u>35.506</u>		38.730		Pit In		2:25.748	

3 Yannick de Brabander								MS/VM									
lap	Sect-1	Speed	Sect-2	Speed	Sect-3	Speed	lap time	Top Speed	lap	Sect-1	Speed	Sect-2	Speed	Sect-3	Speed	lap time	Top Speed
1	Pit Out		54.243		32.295		2:14.277		7	36.482		41.098		Pit In		1:48.473	
2	43.709		45.961		27.511		1:57.181		8	Pit Out		41.729		22.208		5:11.825	
3	39.419		42.323		24.685		1:46.427		9	36.206		38.824		<u>21.782</u>		1:36.812	
4	39.018		40.579		23.297		1:42.894		10	36.038		38.152		21.866		1:36.056	
5	37.210		39.596		22.122		1:38.928		11	<u>36.007</u>		<u>38.123</u>		21.799		<u>1:35.929</u>	
6	36.894		38.963		21.854		1:37.711		12								

5 Marcel Maasmann								Anderson/VM									
lap	Sect-1	Speed	Sect-2	Speed	Sect-3	Speed	lap time	Top Speed	lap	Sect-1	Speed	Sect-2	Speed	Sect-3	Speed	lap time	Top Speed
1	Pit Out		53.704		32.858		2:18.108		6	37.761		40.528		Pit In		2:00.243	
2	47.125		47.606		27.971		2:02.702		7	Pit Out		40.237		23.380		5:34.356	
3	41.902		43.335		26.400		1:51.637		8	37.229		<u>39.141</u>		22.320		<u>1:38.690</u>	
4	41.473		41.988		23.880		1:47.341		9	37.011		39.815		22.437		1:39.263	
5	37.704		39.532		23.035		1:40.271		10	<u>36.965</u>		40.054		<u>22.296</u>		1:39.315	

6 Emmanuel Vinales								MS/VM									
lap	Sect-1	Speed	Sect-2	Speed	Sect-3	Speed	lap time	Top Speed	lap	Sect-1	Speed	Sect-2	Speed	Sect-3	Speed	lap time	Top Speed
1	Pit Out		47.062		24.061		1:59.281		8	37.373		39.140		21.916		1:38.429	
2	39.206		43.061		24.031		1:46.298		9	36.506		38.706		21.931		1:37.143	
3	37.019		40.010		22.978		1:40.007		10	35.870		37.801		22.170		1:35.841	
4	35.845		39.343		22.347		1:37.535		11	35.848		37.263		21.614		<u>1:34.725</u>	
5	38.575		39.545		22.288		1:40.408		12	36.089		38.313		<u>21.600</u>		1:36.002	
6	36.580		42.597		22.172		1:41.349		13	35.554		<u>37.097</u>		22.128		1:34.779	
7	<u>35.473</u>		39.038		21.877		1:36.388		14	49.236		39.294		21.855		1:50.385	

7 Jaime Zuleta								MS/VM									
lap	Sect-1	Speed	Sect-2	Speed	Sect-3	Speed	lap time	Top Speed	lap	Sect-1	Speed	Sect-2	Speed	Sect-3	Speed	lap time	Top Speed
1	Pit Out		56.333		34.646		2:21.889		6	38.153		40.294		23.677		1:42.124	
2	46.099		46.967		27.319		2:00.385		7	37.431		40.301		<u>23.168</u>		<u>1:40.900</u>	
3	41.716		44.177		26.132		1:52.025		8	<u>37.376</u>		<u>40.075</u>		Pit In		1:53.537	
4	40.972		45.226		26.233		1:52.431		9	Pit Out		41.690		23.677		3:29.280	
5	39.909		43.104		25.617		1:48.630		10	38.904		40.938		Pit In		1:59.442	

9 Tom Rushforth								SPYDA/VM									
lap	Sect-1	Speed	Sect-2	Speed	Sect-3	Speed	lap time	Top Speed	lap	Sect-1	Speed	Sect-2	Speed	Sect-3	Speed	lap time	Top Speed
1	Pit Out		56.550		31.423		2:20.193		5	48.483		48.046		26.799		2:03.328	
2	48.063		53.162		29.609		2:10.834		6	43.237		46.736		26.215		1:56.188	
3	46.032		49.098		27.944		2:03.074		7	42.523		46.323		<u>26.012</u>		<u>1:54.858</u>	
4	43.606		47.532		27.230		1:58.368		8	<u>42.503</u>		<u>45.284</u>		Pit In		2:09.574	

10 Carl Hulme								Anderson/VM									
lap	Sect-1	Speed	Sect-2	Speed	Sect-3	Speed	lap time	Top Speed	lap	Sect-1	Speed	Sect-2	Speed	Sect-3	Speed	lap time	Top Speed
1	Pit Out		51.066		28.521		2:10.028		5	40.454		40.940		22.713		1:44.107	
2	45.121		46.484		27.110		1:58.715		6	<u>36.877</u>		40.169		22.817		<u>1:39.863</u>	
3	41.837		42.237		23.535		1:47.609		7	37.651		<u>39.862</u>		<u>22.495</u>		1:40.008	
4	37.316		43.958		23.478		1:44.752		8								

12 Mark Verhaar								MS/VM									
lap	Sect-1	Speed	Sect-2	Speed	Sect-3	Speed	lap time	Top Speed	lap	Sect-1	Speed	Sect-2	Speed	Sect-3	Speed	lap time	Top Speed
1	Pit Out		51.233		28.103		2:08.861		6	38.623		41.073		<u>22.828</u>		1:42.524	
2	41.612		44.305		25.491		1:51.408		7	37.409		40.304		Pit In		2:01.755	
3	38.919		41.869		23.076		1:43.864		8	Pit Out		41.669		23.094		3:42.943	

Gamma Racing Days 2019

LDP International

Dutch GP Superkarts 2019

16 - 18 augustus 2019

Ronden- en Sectortijden - Private Testing

Assen - 4555 mtr.

4	39.271	43.612	24.438	1:47.321	9	37.483	40.810	22.957	1:41.250
5	37.719	41.210	23.288	1:42.217	10	<u>37.031</u>	<u>39.867</u>	Pit In	1:52.174

15	Sven van de Wardt							MS/VM									
lap	Sect-1	Speed	Sect-2	Speed	Sect-3	Speed	lap time	Top Speed	lap	Sect-1	Speed	Sect-2	Speed	Sect-3	Speed	lap time	Top Speed
1	Pit Out		49.156		26.449		1:58.700		3	40.951		<u>42.955</u>		23.402		1:47.308	
2	40.388		43.539		24.482		1:48.409		4	<u>38.880</u>		43.067		Pit In		1:58.413	

18	Jason Dredge							Anderson/PVP									
lap	Sect-1	Speed	Sect-2	Speed	Sect-3	Speed	lap time	Top Speed	lap	Sect-1	Speed	Sect-2	Speed	Sect-3	Speed	lap time	Top Speed
1	Pit Out		47.927		24.892		1:54.257		5	37.583		39.626		22.355		1:39.564	
2	38.406		43.224		24.215		1:45.845		6	<u>37.102</u>		39.658		24.249		1:41.009	
3	37.780		40.883		22.858		1:41.521		7	37.969		39.750		Pit In		1:54.330	
4	37.788		40.232		24.584		1:42.604		8								

21	David Ede							Anderson/FPE									
lap	Sect-1	Speed	Sect-2	Speed	Sect-3	Speed	lap time	Top Speed	lap	Sect-1	Speed	Sect-2	Speed	Sect-3	Speed	lap time	Top Speed
1	Pit Out		52.666		28.663		2:10.755		4	<u>42.964</u>		48.221		26.910		1:58.095	
2	47.005		50.357		27.231		2:04.593		5	44.484		48.794		<u>26.191</u>		1:59.469	
3	43.672		47.667		26.727		<u>1:58.066</u>		6								

22	Matt Robinson							MS/VM									
lap	Sect-1	Speed	Sect-2	Speed	Sect-3	Speed	lap time	Top Speed	lap	Sect-1	Speed	Sect-2	Speed	Sect-3	Speed	lap time	Top Speed
1	Pit Out		48.892		27.580		2:03.927		6	39.216		42.479		23.961		1:45.656	
2	43.995		48.142		27.332		1:59.469		7	39.439		41.224		24.002		1:44.665	
3	40.772		43.857		25.930		1:50.559		8	<u>39.102</u>		41.365		<u>23.892</u>		1:44.359	
4	40.173		44.774		25.248		1:50.195		9	40.911		<u>41.180</u>		Pit In		2:02.500	
5	40.455		43.141		24.749		1:48.345		10								

24	Liam Morley							Anderson/VM									
lap	Sect-1	Speed	Sect-2	Speed	Sect-3	Speed	lap time	Top Speed	lap	Sect-1	Speed	Sect-2	Speed	Sect-3	Speed	lap time	Top Speed
1	Pit Out		50.835		28.200		2:03.753		5	37.211		40.695		22.806		1:40.712	
2	39.572		41.982		22.876		1:44.430		6	37.018		40.698		<u>22.285</u>		1:40.001	
3	37.435		41.933		25.762		1:45.130		7	<u>36.886</u>		<u>39.345</u>		<u>22.381</u>		<u>1:38.612</u>	
4	37.337		42.642		23.130		1:43.109		8	37.870		42.991		Pit In		2:06.730	

25	Thierry Bethfort							PVP/PVP									
lap	Sect-1	Speed	Sect-2	Speed	Sect-3	Speed	lap time	Top Speed	lap	Sect-1	Speed	Sect-2	Speed	Sect-3	Speed	lap time	Top Speed
1	Pit Out		55.544		29.205		2:16.032		6	39.057		43.252		24.651		1:46.960	
2	44.467		45.437		25.957		1:55.861		7	39.313		42.082		23.902		1:45.297	
3	40.185		42.118		24.514		1:46.817		8	38.888		<u>41.187</u>		<u>23.538</u>		<u>1:43.613</u>	
4	39.401		43.570		24.427		1:47.398		9	<u>38.850</u>		41.554		Pit In		2:05.853	
5	39.130		43.170		25.723		1:48.023		10								

26	Jurgen Reinke							Anderson/VM									
lap	Sect-1	Speed	Sect-2	Speed	Sect-3	Speed	lap time	Top Speed	lap	Sect-1	Speed	Sect-2	Speed	Sect-3	Speed	lap time	Top Speed
1	Pit Out		52.634		33.082		2:13.843		4	38.588		42.990		23.852		1:45.430	
2	45.087		44.371		26.759		1:56.217		5	39.136		40.833		<u>22.835</u>		1:42.804	
3	39.957		44.465		24.794		1:49.216		6	38.044		<u>39.563</u>		22.849		1:40.456	

27	Mark Jauregui							Anderson/BRC									
lap	Sect-1	Speed	Sect-2	Speed	Sect-3	Speed	lap time	Top Speed	lap	Sect-1	Speed	Sect-2	Speed	Sect-3	Speed	lap time	Top Speed
1	Pit Out		58.516		30.565		2:24.456		7	41.198		43.701		24.887		1:49.786	
2	45.138		50.295		26.634		2:02.067		8	40.221		43.536		24.624		1:48.381	
3	42.685		47.620		25.709		1:56.014		9	<u>39.466</u>		<u>42.535</u>		24.671		<u>1:46.672</u>	
4	41.977		47.163		25.450		1:54.590		10	41.290		44.207		25.144		1:50.641	
5	41.420		44.845		25.254		1:51.519		11	39.788		43.129		<u>24.453</u>		1:47.370	
6	40.928		44.725		25.415		1:51.068		12								

30	Andy Bird							Anderson/VM									
lap	Sect-1	Speed	Sect-2	Speed	Sect-3	Speed	lap time	Top Speed	lap	Sect-1	Speed	Sect-2	Speed	Sect-3	Speed	lap time	Top Speed
1	Pit Out		54.408		29.040		2:12.730		3	<u>45.725</u>		52.190		Pit In		2:21.183	
2	45.854		49.557		28.749		2:04.160		4	Pit Out		<u>47.566</u>		Pit In		7:16.546	

Gamma Racing Days 2019

LDP International

Dutch GP Superkarts 2019
Ronden- en Sectortijden - Private Testing

16 - 18 augustus 2019
Assen - 4555 mtr.

40 Geoffroy Rivet								Anderson/VM									
lap	Sect-1	Speed	Sect-2	Speed	Sect-3	Speed	lap time	Top Speed	lap	Sect-1	Speed	Sect-2	Speed	Sect-3	Speed	lap time	Top Speed
1	Pit Out		54.131		32.066		2:15.057		2								

44 Mark Gellatly								MS/VM									
lap	Sect-1	Speed	Sect-2	Speed	Sect-3	Speed	lap time	Top Speed	lap	Sect-1	Speed	Sect-2	Speed	Sect-3	Speed	lap time	Top Speed
1	Pit Out		53.905		33.208		2:17.513		6	41.218		44.391		24.902		1:50.511	
2	46.396		49.902		28.460		2:04.758		7	40.460		44.733		25.057		1:50.250	
3	43.838		48.875		26.507		1:59.220		8	42.504		46.441		24.999		1:53.944	
4	40.991		47.701		26.747		1:55.439		9	42.100		45.688		25.049		1:52.837	
5	40.738		45.586		25.210		1:51.534		10	40.593		47.367		Pit In		2:14.818	

46 Laurent Chapeau								PVP/DEA									
lap	Sect-1	Speed	Sect-2	Speed	Sect-3	Speed	lap time	Top Speed	lap	Sect-1	Speed	Sect-2	Speed	Sect-3	Speed	lap time	Top Speed
1	Pit Out		1:16.278		37.408		3:07.679		6	42.087		45.482		25.283		1:52.852	
2	50.321		50.576		29.119		2:10.016		7	41.642		46.077		25.390		1:53.109	
3	45.592		48.972		26.772		2:01.336		8	42.064		45.779		28.179		1:56.022	
4	44.523		47.936		26.144		1:58.603		9	49.182		53.895		Pit In		2:35.436	
5	41.905		45.988		25.717		1:53.610		10								

51 Chris Reit								MS/PVP									
lap	Sect-1	Speed	Sect-2	Speed	Sect-3	Speed	lap time	Top Speed	lap	Sect-1	Speed	Sect-2	Speed	Sect-3	Speed	lap time	Top Speed
1	Pit Out		51.455		29.046		2:16.985		3	40.087		46.526		25.834		1:52.447	
2	42.827		44.887		27.291		1:55.005		4								

53 Martin Marks								Anderson/FPE									
lap	Sect-1	Speed	Sect-2	Speed	Sect-3	Speed	lap time	Top Speed	lap	Sect-1	Speed	Sect-2	Speed	Sect-3	Speed	lap time	Top Speed
1	Pit Out		56.432		31.269		2:17.378		6	41.497		45.657		25.790		1:52.944	
2	48.219		52.918		29.378		2:10.515		7	41.627		45.508		25.785		1:52.920	
3	43.593		47.671		26.583		1:57.847		8	41.780		46.766		26.220		1:54.766	
4	42.876		46.535		26.006		1:55.417		9	42.749		45.226		Pit In		2:14.219	
5	42.356		45.315		25.525		1:53.196		10								

62 Andrew Powell								PVP/FPE									
lap	Sect-1	Speed	Sect-2	Speed	Sect-3	Speed	lap time	Top Speed	lap	Sect-1	Speed	Sect-2	Speed	Sect-3	Speed	lap time	Top Speed
1	Pit Out		54.079		28.723		2:13.363		6	44.486		49.249		27.808		2:01.543	
2	47.435		52.790		28.718		2:08.943		7	44.473		47.945		27.879		2:00.297	
3	45.361		52.004		28.611		2:05.976		8	48.823		51.537		28.588		2:08.948	
4	44.914		50.956		28.215		2:04.085		9	45.785		49.164		28.276		2:03.225	
5	43.575		48.193		28.450		2:00.218		10	43.213		49.410		28.536		2:01.159	

64 Johnny West								MS/VM									
lap	Sect-1	Speed	Sect-2	Speed	Sect-3	Speed	lap time	Top Speed	lap	Sect-1	Speed	Sect-2	Speed	Sect-3	Speed	lap time	Top Speed
1	Pit Out		54.505		27.041		2:10.653		5	Pit Out		46.934		24.874		3:05.195	
2	44.256		48.811		25.628		1:58.695		6	42.836		47.844		29.466		2:00.146	
3	42.885		47.136		25.373		1:55.394		7	42.736		44.321		25.610		1:52.667	
4	41.272		46.951		Pit In		2:06.906		8	39.837		44.699		Pit In		2:12.949	

70 Clemens Teuploff								PVP/VM									
lap	Sect-1	Speed	Sect-2	Speed	Sect-3	Speed	lap time	Top Speed	lap	Sect-1	Speed	Sect-2	Speed	Sect-3	Speed	lap time	Top Speed
1	Pit Out		56.231		30.681		2:26.166		7	41.799		46.105		25.798		1:53.702	
2	44.166		49.875		27.620		2:01.661		8	40.879		46.000		25.773		1:52.652	
3	42.833		49.211		26.363		1:58.407		9	41.494		45.421		25.214		1:52.129	
4	42.291		47.720		26.297		1:56.308		10	41.245		45.541		25.470		1:52.256	
5	42.294		46.684		26.379		1:55.357		11	41.484		48.239		Pit In		2:18.210	
6	41.726		46.350		26.210		1:54.286		12								

76 Dani Ican Chan								Anderson/PVP									
lap	Sect-1	Speed	Sect-2	Speed	Sect-3	Speed	lap time	Top Speed	lap	Sect-1	Speed	Sect-2	Speed	Sect-3	Speed	lap time	Top Speed
1	Pit Out		52.582		26.325		2:07.169		4	40.845		46.379		25.343		1:52.567	
2	42.461		48.239		27.002		1:57.702		5	41.374		44.627		24.678		1:50.679	
3	42.682		45.325		25.022		1:53.029		6	42.435		45.803		Pit In		2:16.480	

Gamma Racing Days 2019

LDP International

Dutch GP Superkarts 2019
Ronden- en Sectortijden - Private Testing

16 - 18 augustus 2019
Assen - 4555 mtr.

90		Kai Kruse						Anderson/PVP									
lap	Sect-1	Speed	Sect-2	Speed	Sect-3	Speed	lap time	Top Speed	lap	Sect-1	Speed	Sect-2	Speed	Sect-3	Speed	lap time	Top Speed
1	Pit Out		54.957		28.801		2:09.963		3	43.916		44.334		25.099		1:53.349	
2	44.825		51.199		27.641		2:03.665		4	39.156		43.803		25.270		1:48.229	

93		Ingvar Bjerge						Anderson/FPE									
lap	Sect-1	Speed	Sect-2	Speed	Sect-3	Speed	lap time	Top Speed	lap	Sect-1	Speed	Sect-2	Speed	Sect-3	Speed	lap time	Top Speed
1	Pit Out		1:03.185		27.616		2:30.382		5	38.418		40.592		23.268		1:42.278	
2	41.298		45.754		24.586		1:51.638		6	39.264		40.563		23.201		1:43.028	
3	39.100		42.986		23.959		1:46.045		7	38.178		45.964		Pit In		2:09.019	
4	38.739		40.974		23.258		1:42.971		8								

101		Gareth James						Anderson/DEA									
lap	Sect-1	Speed	Sect-2	Speed	Sect-3	Speed	lap time	Top Speed	lap	Sect-1	Speed	Sect-2	Speed	Sect-3	Speed	lap time	Top Speed
1	Pit Out		49.320		24.970		2:01.029		5	39.327		43.761		24.556		1:47.644	
2	41.165		44.239		24.897		1:50.301		6	39.773		45.539		24.502		1:49.814	
3	39.538		42.538		24.362		1:46.438		7	39.742		44.347		24.505		1:48.594	
4	39.976		42.971		26.545		1:49.492		8	39.236		42.748		Pit In		2:12.479	

102		Gavin Bennett						Anderson/DEA									
lap	Sect-1	Speed	Sect-2	Speed	Sect-3	Speed	lap time	Top Speed	lap	Sect-1	Speed	Sect-2	Speed	Sect-3	Speed	lap time	Top Speed

138		Bart van Roekel						MS/Honda									
lap	Sect-1	Speed	Sect-2	Speed	Sect-3	Speed	lap time	Top Speed	lap	Sect-1	Speed	Sect-2	Speed	Sect-3	Speed	lap time	Top Speed
1	Pit Out		1:08.587		39.622		2:46.016		4	45.984		50.800		28.681		2:05.465	
2	52.668		57.884		Pit In		2:37.987		5	45.388		54.635		Pit In		2:39.076	
3	Pit Out		55.345		30.047		6:13.857		6								

141		Andy Waite						Anderson/DEA									
lap	Sect-1	Speed	Sect-2	Speed	Sect-3	Speed	lap time	Top Speed	lap	Sect-1	Speed	Sect-2	Speed	Sect-3	Speed	lap time	Top Speed
1	Pit Out		52.640		31.804		2:11.404		6	41.304		44.146		25.255		1:50.705	
2	43.511		48.189		27.596		1:59.296		7	44.654		44.443		25.266		1:54.363	
3	41.671		46.974		26.411		1:55.056		8	39.799		43.285		24.931		1:48.015	
4	41.342		46.640		25.679		1:53.661		9	40.167		43.362		24.510		1:48.039	
5	40.991		45.507		24.946		1:51.444		10	41.580		43.455		Pit In		2:17.551	

142		Peter Tillson-Hawke						Anderson/Honda									
lap	Sect-1	Speed	Sect-2	Speed	Sect-3	Speed	lap time	Top Speed	lap	Sect-1	Speed	Sect-2	Speed	Sect-3	Speed	lap time	Top Speed
1	Pit Out		1:04.989		Pit In		2:52.915		3	43.894		48.922		27.357		2:00.173	
2	Pit Out		51.180		28.611		18:46.101		4								

149		Robert Wynell-Mayow						Anderson - Honda									
lap	Sect-1	Speed	Sect-2	Speed	Sect-3	Speed	lap time	Top Speed	lap	Sect-1	Speed	Sect-2	Speed	Sect-3	Speed	lap time	Top Speed
1	Pit Out		54.517		33.306		2:16.704		6	44.517		49.796		27.970		2:02.283	
2	46.641		49.387		29.499		2:05.527		7	43.185		49.020		28.219		2:00.424	
3	46.847		49.517		29.356		2:05.720		8	45.004		48.749		27.987		2:01.740	
4	44.248		48.191		29.181		2:01.620		9	44.405		48.077		27.742		2:00.224	
5	44.659		49.422		28.371		2:02.452		10	44.369		48.158		28.349		2:00.876	

151		Luke Burton						Anderson/Viper									
lap	Sect-1	Speed	Sect-2	Speed	Sect-3	Speed	lap time	Top Speed	lap	Sect-1	Speed	Sect-2	Speed	Sect-3	Speed	lap time	Top Speed
1	Pit Out		52.611		27.997		2:08.469		7	43.832		45.901		26.631		1:56.364	
2	46.780		51.449		29.196		2:07.425		8	43.208		46.045		25.469		1:54.722	
3	45.586		51.236		27.638		2:04.460		9	43.275		46.000		26.059		1:55.334	
4	43.344		47.700		27.081		1:58.125		10	43.230		46.043		25.747		1:55.020	
5	42.630		48.006		26.270		1:56.906		11	43.407		46.594		26.494		1:56.495	
6	43.314		46.307		26.254		1:55.875		12								

Gamma Racing Days 2019

LDP International

Dutch GP Superkarts 2019
Ronden- en Sectortijden - Private Testing

16 - 18 augustus 2019
Assen - 4555 mtr.

171 Donald Kennedy								Anderson/KTM									
lap	Sect-1	Speed	Sect-2	Speed	Sect-3	Speed	lap time	Top Speed	lap	Sect-1	Speed	Sect-2	Speed	Sect-3	Speed	lap time	Top Speed
1	Pit Out		58.366		32.036		2:24.540		3	45.836		48.762		27.821		2:02.419	
2	49.483		50.799		29.641		2:09.923		4	44.306		48.472		Pit In		2:22.342	

178 Andrew Gulliford								Anderson/DEA									
lap	Sect-1	Speed	Sect-2	Speed	Sect-3	Speed	lap time	Top Speed	lap	Sect-1	Speed	Sect-2	Speed	Sect-3	Speed	lap time	Top Speed
1	Pit Out		1:04.442		34.415		2:34.962		5	49.294		54.820		Pit In		2:37.742	
2	50.956		53.636		30.172		2:14.764		6	Pit Out		50.585		26.838		4:22.273	
3	45.283		49.350		27.441		2:02.074		7	42.982		48.301		26.125		1:57.408	
4	43.796		47.178		26.723		1:57.697		8	46.744		46.575		26.391		1:59.710	

210 Chuck Gilbert								Anderson/Viper									
lap	Sect-1	Speed	Sect-2	Speed	Sect-3	Speed	lap time	Top Speed	lap	Sect-1	Speed	Sect-2	Speed	Sect-3	Speed	lap time	Top Speed
1	Pit Out		52.711		28.026		2:07.155		5	43.419		46.665		27.144		1:57.228	
2	42.509		47.143		26.651		1:56.303		6	42.613		47.995		28.349		1:58.957	
3	41.425		47.182		26.315		1:54.922		7	45.798		56.740		Pit In		2:34.347	
4	43.035		48.463		26.675		1:58.173		8								

293 Ben Parkinson								Anderson/KTM									
lap	Sect-1	Speed	Sect-2	Speed	Sect-3	Speed	lap time	Top Speed	lap	Sect-1	Speed	Sect-2	Speed	Sect-3	Speed	lap time	Top Speed
1	Pit Out		55.670		28.231		2:14.709		5	40.153		43.502		24.737		1:48.392	
2	42.788		48.398		25.692		1:56.878		6	40.293		43.480		25.083		1:48.856	
3	43.004		47.212		25.008		1:55.224		7	39.984		46.043		26.113		1:52.140	
4	41.674		45.247		25.047		1:51.968		8	40.765		44.754		Pit In		2:12.612	

Gamma Racing Days 2019

LDP International

Dutch GP Superkarts 2019
Rondetijden - Private Testing

16 - 18 augustus 2019
Assen - 4555 mtr.

Nr.	Naam	Laps	ronde	Lap ..1	Lap ..2	Lap ..3	Lap ..4	Lap ..5	Lap ..6	Lap ..7	Lap ..8	Lap ..9	Lap ..0
6	Emmanuel V inuales	14	1 - 10	1:59.281	1:46.298	1:40.007	1:37.535	1:40.408	1:41.349	1:36.388	1:38.429	1:37.143	1:35.841
			11 - 20	1:34.725	1:36.002	1:34.779	1:50.385						
1	Peter Elkmann	12	1 - 10	2:11.223	1:59.143	1:52.937	1:43.552	1:39.438	1:36.015	1:36.079	1:37.778	1:35.936	1:36.835
			11 - 20	1:34.815	2:25.748								
3	Yannick de Brabander	11	1 - 10	2:14.277	1:57.181	1:46.427	1:42.894	1:38.928	1:37.711	1:48.473	5:11.825	1:36.812	1:36.056
			11 - 20	1:35.929									
24	Liam Morley	8	1 - 10	2:03.753	1:44.430	1:45.130	1:43.109	1:40.712	1:40.001	1:38.612	2:06.730		
5	Marcel Maasmann	10	1 - 10	2:18.108	2:02.702	1:51.637	1:47.341	1:40.271	2:00.243	5:34.356	1:38.690	1:39.263	1:39.315
18	Jason Dredge	7	1 - 10	1:54.257	1:45.845	1:41.521	1:42.604	1:39.564	1:41.009	1:54.330			
10	Carl Hulme	7	1 - 10	2:10.028	1:58.715	1:47.609	1:44.752	1:44.107	1:39.863	1:40.008			
26	Jurgen Reinke	6	1 - 10	2:13.843	1:56.217	1:49.216	1:45.430	1:42.804	1:40.456				
7	Jaime Zuleta	10	1 - 10	2:21.889	2:00.385	1:52.025	1:52.431	1:48.630	1:42.124	1:40.900	1:53.537	3:29.280	1:59.442
12	Mark Verhaar	10	1 - 10	2:08.861	1:51.408	1:43.864	1:47.321	1:42.217	1:42.524	2:01.755	3:42.943	1:41.250	1:52.174
93	Ingvar Bjerge	7	1 - 10	2:30.382	1:51.638	1:46.045	1:42.971	1:42.278	1:43.028	2:09.019			
25	Thierry Bethfort	9	1 - 10	2:16.032	1:55.861	1:46.817	1:47.398	1:48.023	1:46.960	1:45.297	1:43.613	2:05.853	
22	Matt Robinson	9	1 - 10	2:03.927	1:59.469	1:50.559	1:50.195	1:48.345	1:45.656	1:44.665	1:44.359	2:02.500	
101	Gareth James	8	1 - 10	2:01.029	1:50.301	1:46.438	1:49.492	1:47.644	1:49.814	1:48.594	2:12.479		
27	Mark Jauregui	11	1 - 10	2:24.456	2:02.067	1:56.014	1:54.590	1:51.519	1:51.068	1:49.786	1:48.381	1:46.672	1:50.641
			11 - 20	1:47.370									
15	Sven van de Wardt	4	1 - 10	1:58.700	1:48.409	1:47.308	1:58.413						
141	Andy Waite	10	1 - 10	2:11.404	1:59.296	1:55.056	1:53.661	1:51.444	1:50.705	1:54.363	1:48.015	1:48.039	2:17.551
90	Kai Kruse	4	1 - 10	2:09.963	2:03.665	1:53.349	1:48.229						
293	Ben Parkinson	8	1 - 10	2:14.709	1:56.878	1:55.224	1:51.968	1:48.392	1:48.856	1:52.140	2:12.612		
44	Mark Gellatly	10	1 - 10	2:17.513	2:04.758	1:59.220	1:55.439	1:51.534	1:50.511	1:50.250	1:53.944	1:52.837	2:14.818
76	Dani Ican Chan	6	1 - 10	2:07.169	1:57.702	1:53.029	1:52.567	1:50.679	2:16.480				
70	Clemens Teuploff	11	1 - 10	2:26.166	2:01.661	1:58.407	1:56.308	1:55.357	1:54.286	1:53.702	1:52.652	1:52.129	1:52.256
			11 - 20	2:18.210									
51	Chris Reit	3	1 - 10	2:16.985	1:55.005	1:52.447							
64	Johnny West	8	1 - 10	2:10.653	1:58.695	1:55.394	2:06.906	3:05.195	2:00.146	1:52.667	2:12.949		
46	Laurent Chapeau	9	1 - 10	3:07.679	2:10.016	2:01.336	1:58.603	1:53.610	1:52.852	1:53.109	1:56.022	2:35.436	
53	Martin Marks	9	1 - 10	2:17.378	2:10.515	1:57.847	1:55.417	1:53.196	1:52.944	1:52.920	1:54.766	2:14.219	
151	Luke Burton	11	1 - 10	2:08.469	2:07.425	2:04.460	1:58.125	1:56.906	1:55.875	1:56.364	1:54.722	1:55.334	1:55.020
			11 - 20	1:56.495									
9	Tom Rushforth	8	1 - 10	2:20.193	2:10.834	2:03.074	1:58.368	2:03.328	1:56.188	1:54.858	2:09.574		

Gamma Racing Days 2019
LDP International

Dutch GP Superkarts 2019
Rondetijden - Private Testing

16 - 18 augustus 2019
Assen - 4555 mtr.

Nr.	Naam	Laps	ronde	Lap ..1	Lap ..2	Lap ..3	Lap ..4	Lap ..5	Lap ..6	Lap ..7	Lap ..8	Lap ..9	Lap ..0
210	Chuck Gilbert	7	1 - 10	2:07.155	1:56.303	1:54.922	1:58.173	1:57.228	1:58.957	2:34.347			
178	Andrew Gulliford	8	1 - 10	2:34.962	2:14.764	2:02.074	1:57.697	2:37.742	4:22.273	1:57.408	1:59.710		
21	David Ede	5	1 - 10	2:10.755	2:04.593	1:58.066	1:58.095	1:59.469					
142	Peter Tillson-Haw ke	3	1 - 10	2:52.915	18:46.101	2:00.173							
62	Andrew Powel	10	1 - 10	2:13.363	2:08.943	2:05.976	2:04.085	2:00.218	2:01.543	2:00.297	2:08.948	2:03.225	2:01.159
149	Robert Wynell-Mayow	10	1 - 10	2:16.704	2:05.527	2:05.720	2:01.620	2:02.452	2:02.283	2:00.424	2:01.740	2:00.224	2:00.876
171	Donald Kennedy	4	1 - 10	2:24.540	2:09.923	2:02.419	2:22.342						
30	Andy Bird	4	1 - 10	2:12.730	2:04.160	2:21.183	7:16.546						
138	Bart van Roekel	5	1 - 10	2:46.016	2:37.987	6:13.857	2:05.465	2:39.076					
40	Geoffroy Rivet	1	1 - 10	2:15.057									
102	Gavin Bennett		1 - 10										



Gamma Racing Days 2019

LDP International

Dutch GP Superkarts 2019
Uitslag van Private Testing

16 - 18 augustus 2019
Assen - 4555 mtr.

250M

Pos	Nr.	Naam	Merk	Snelste	In	Gat	Verschil	Laps	Km/h
1	101	Gareth James (GB)	Anderson/DEA	1:46.438	3			8	154,06
2	141	Andy Waite (GB)	Anderson/DEA	1:48.015	8	1.577	1.577	10	151,81
3	151	Luke Burton (GB)	Anderson/Viper	1:54.722	8	8.284	6.707	11	142,94
4	178	Andrew Gulliford (GB)	Anderson/DEA	1:57.408	7	10.970	2.686	8	139,67
5	142	Peter Tillson-Hawke (GB)	Anderson/Honda	2:00.173	3	13.735	2.765	3	136,45
6	149	Robert Wynell-Mayow (GB)	Anderson - Honda	2:00.224	9	13.786	0.051	10	136,40
7	171	Donald Kennedy (GB)	Anderson/KTM	2:02.419	3	15.981	2.195	4	133,95
8	138	Bart van Roekel (NL)	MS/Honda	2:05.465	4	19.027	3.046	5	130,70
9	102	Gavin Bennett (GB)	Anderson/DEA						

4Stroke

Pos	Nr.	Naam	Merk	Snelste	In	Gat	Verschil	Laps	Km/h
1	293	Ben Parkinson (GB)	Anderson/KTM	1:48.392	5			8	151,28
2	210	Chuck Gilbert (USA)	Anderson/Viper	1:54.922	3	6.530	6.530	7	142,69

Div1-I

Pos	Nr.	Naam	Merk	Snelste	In	Gat	Verschil	Laps	Km/h
1	6	Emmanuel Vinales (F)	MS/VM	1:34.725	11			14	173,11
2	1	Peter Elkmann (D)	Anderson/VM	1:34.815	11	0.090	0.090	12	172,95
3	3	Yannick de Brabander (B)	MS/VM	1:35.929	11	1.204	1.114	11	170,94
4	24	Liam Morley (GB)	Anderson/VM	1:38.612	7	3.887	2.683	8	166,29
5	5	Marcel Maasmann (NL)	Anderson/VM	1:38.690	8	3.965	0.078	10	166,16
6	18	Jason Dredge (GB)	Anderson/PVP	1:39.564	5	4.839	0.874	7	164,70
7	10	Carl Hulme (GB)	Anderson/VM	1:39.863	6	5.138	0.299	7	164,20
8	26	Jurgen Reinke (D)	Anderson/VM	1:40.456	6	5.731	0.593	6	163,24
9	7	Jaime Zuleta (CO)	MS/VM	1:40.900	7	6.175	0.444	10	162,52
10	12	Mark Verhaar (NL)	MS/VM	1:41.250	9	6.525	0.350	10	161,96
11	93	Ingvar Bjerge (S)	Anderson/FPE	1:42.278	5	7.553	1.028	7	160,33
12	25	Thierry Bethfort (F)	PVP/PVP	1:43.613	8	8.888	1.335	9	158,26
13	22	Matt Robinson (GB)	MS/VM	1:44.359	8	9.634	0.746	9	157,13
14	15	Sven van de Wardt (NL)	MS/VM	1:47.308	3	12.583	2.949	4	152,81
15	90	Kai Kruse (D)	Anderson/PVP	1:48.229	4	13.504	0.921	4	151,51
16	44	Mark Gellatly (GB)	MS/VM	1:50.250	7	15.525	2.021	10	148,73
17	70	Clemens Teuploff (A)	PVP/VM	1:52.129	9	17.404	1.879	11	146,24
18	51	Chris Reit (NL)	MS/PVP	1:52.447	3	17.722	0.318	3	145,83
19	64	Johnny West (USA)	MS/VM	1:52.667	7	17.942	0.220	8	145,54
20	46	Laurent Chapeau (FR)	PVP/DEA	1:52.852	6	18.127	0.185	9	145,31
21	9	Tom Rushforth (GB)	SPYDA/VM	1:54.858	7	20.133	2.006	8	142,77
22	30	Andy Bird (GB)	Anderson/VM	2:04.160	2	29.435	9.302	4	132,07


Snelste ronde : 1:34.725 in ronde 11 door nr. 6 : Emmanuel Vinales (MS/VM)

Publicatietijd

Uitslagen: www.getraceresults.com

Tijdwaarneming door : TT Circuit Assen

Geprint om : 16-08-2019 - 10:09

Clerk of the Course	Sportcommissaris	Timekeeper	
Arie Kroeze		Jans Eising	
Blad 1 van 2			



Gamma Racing Days 2019
LDP International

Dutch GP Superkarts 2019

Uitslag van Private Testing

16 - 18 augustus 2019
Assen - 4555 mtr.

23 40 Geoffroy Rivet (F) Anderson/VM 1 0,00

Div1-N

Pos	Nr.	Naam	Merk	Snelste	In	Gat	Verschil	Laps	Km/h
1	27	Mark Jauregui (USA)	Anderson/BRC	1:46.672	9			11	153,72
2	76	Dani Ican Chan (GB)	Anderson/PVP	1:50.679	5	4.007	4.007	6	148,16
3	53	Martin Marks (GB)	Anderson/FPE	1:52.920	7	6.248	2.241	9	145,22
4	21	David Ede (GB)	Anderson/FPE	1:58.066	3	11.394	5.146	5	138,89
5	62	Andrew Powell (GB)	PVP/FPE	2:00.218	5	13.546	2.152	10	136,40


Snelste ronde : 1:34.725 in ronde 11 door nr. 6 : Emmanuel Vinales (MS/VM)

Publicatietijd

Uitslagen: www.getraceresults.com

Tijdwarneming door : TT Circuit Assen

Geprint om : 16-08-2019 - 10:09

Clerk of the Course	Sportcommissaris	Timekeeper	
Arie Kroeze		Jans Eising	
Blad 2 van 2			



Gamma Racing Days 2019 LDP International

Dutch GP Superkarts 2019
Sector analyse - Private Testing

16 - 18 augustus 2019
Assen - 4555 mtr.

Pos	Nr.	Naam / Teamnaam	Sector 1			Sector 2			Sector 3			Theoretisch snelste	Kwalificatie snelste	In
			tijd	.	pos	tijd	.	pos	tijd	.	pos			
1	6	Emmanuel Vinuales	35.473	7	1	37.097	13	1	21.600	12	2	1:34.170	1:34.725	11
2	1	Peter Elkmann	35.506	12	2	37.396	6	2	21.502	11	1	1:34.404	1:34.815	11
3	3	Yannick de Brabander	36.007	11	3	38.123	11	3	21.782	9	3	1:35.912	1:35.929	11
4	24	Liam Morley	36.886	7	5	39.345	7	5	22.285	6	4	1:38.516	1:38.612	7
5	5	Marcel Maasmann	36.965	10	6	39.141	8	4	22.296	10	5	1:38.402	1:38.690	8
6	18	Jason Dredge	37.102	6	8	39.626	5	7	22.355	5	6	1:39.083	1:39.564	5
7	10	Carl Hulme	36.877	6	4	39.862	7	8	22.495	7	7	1:39.234	1:39.863	6
8	26	Jurgen Reinke	37.292	7	9	39.563	6	6	22.835	5	9	1:39.690	1:40.456	6
9	7	Jaime Zuleta	37.376	8	10	40.075	8	10	23.168	7	10	1:40.619	1:40.900	7
10	12	Mark Verhaar	37.031	10	7	39.867	10	9	22.828	6	8	1:39.726	1:41.250	9
11	93	Ingvar Bjerge	38.178	7	11	40.563	6	11	23.201	6	11	1:41.942	1:42.278	5
12	25	Thierry Bethfort	38.850	9	12	41.187	8	13	23.538	8	13	1:43.575	1:43.613	8
13	22	Matt Robinson	39.102	8	14	41.180	9	12	23.892	8	14	1:44.174	1:44.359	8
14	101	Gareth James	39.236	8	16	42.538	3	15	24.362	3	15	1:46.136	1:46.438	3
15	27	Mark Jauregui	39.466	9	17	42.535	9	14	24.453	11	16	1:46.454	1:46.672	9
16	15	Sven van de Wardt	38.880	4	13	42.955	3	17	23.402	3	12	1:45.237	1:47.308	3
17	141	Andy Waite	39.799	8	18	43.285	8	18	24.510	9	17	1:47.594	1:48.015	8
18	90	Kai Kruse	39.156	4	15	42.544	5	16	25.099	3	22	1:46.799	1:48.229	4
19	293	Ben Parkinson	39.984	7	20	43.480	6	19	24.737	5	19	1:48.201	1:48.392	5
20	44	Mark Gellatly	40.460	7	22	44.391	6	21	24.902	6	21	1:49.753	1:50.250	7
21	76	Dani Ican Chan	40.845	4	23	44.627	5	22	24.678	5	18	1:50.150	1:50.679	5
22	70	Clemens Teuploff	40.879	8	24	45.421	9	26	25.214	9	23	1:51.514	1:52.129	9
23	51	Chris Reit	40.087	3	21	44.887	2	23	25.834	3	27	1:50.808	1:52.447	3
24	64	Johnny West	39.837	8	19	44.321	7	20	24.874	5	20	1:49.032	1:52.667	7
25	46	Laurent Chapeau	41.642	7	27	45.482	6	27	25.283	6	24	1:52.407	1:52.852	6
26	53	Martin Marks	41.497	6	26	45.226	9	24	25.525	5	26	1:52.248	1:52.920	7
27	151	Luke Burton	42.630	5	29	45.901	7	28	25.469	8	25	1:54.000	1:54.722	8
28	9	Tom Rushforth	42.503	8	28	45.284	8	25	26.012	7	28	1:53.799	1:54.858	7
29	210	Chuck Gilbert	41.425	3	25	46.665	5	30	26.315	3	31	1:54.405	1:54.922	3
30	178	Andrew Gulliford	42.982	7	31	46.575	8	29	26.125	7	29	1:55.682	1:57.408	7
31	21	David Ede	42.964	4	30	46.845	6	31	26.191	5	30	1:56.000	1:58.066	3
32	142	Peter Tillson-Hawke	43.894	3	34	48.922	3	36	27.357	3	32	2:00.173	2:00.173	3
33	62	Andrew Powell	43.213	10	33	47.764	11	33	27.808	6	34	1:58.785	2:00.218	5
34	149	Robert Wynell-Mayow	43.185	7	32	48.077	9	34	27.742	9	33	1:59.004	2:00.224	9
35	171	Donald Kennedy	44.306	4	35	48.472	4	35	27.821	3	35	2:00.599	2:02.419	3
36	30	Andy Bird	45.725	3	37	47.566	4	32	28.749	2	37	2:02.040	2:04.160	2
37	138	Bart van Roekel	45.388	5	36	50.800	4	37	28.681	4	36	2:04.869	2:05.465	4
38	40	Geoffroy Rivet				54.131	1	38	32.066	1	38			
39	102	Gavin Bennett												



Gamma Racing Days 2019

LDP International

Heat name : Dutch GP Superkarts 2019 - Private Testing
Heat datum : 16 augustus 2019
Circuitnaam : Assen - 4555 mtr.

Gestartte deelnemers : 39 Geklasseerde deelnemers : 39
Gefinishte deelnemers : 5 Niet geklasseerde deelnemers : 20
Niet gefinishte deelnemers : 34

Green flag at : 09:42:03 Heat recording start time : 09:42:03
Finish flag waved at : 10:07:03 Heat recording end time : 10:09:00
Total time under Green : 25:00 Total of All Laps in Heat : 297
Number of cautions : 0 Total time under Yellow : 00:00:00
Number of code-60's : 0 Total time under Code-60 : 00:00:00

Best Lap time history during the Heat

#	Nr.	lap time	in lap	Naam	Merk	time of day
1	1	1:59.143	2	Peter Elkmann	Anderson/VM	09:47:15
2	10	1:58.715	2	Carl Hulme	Anderson/VM	09:47:15
3	24	1:44.430	2	Liam Morley	Anderson/VM	09:47:23
4	12	1:43.864	3	Mark Verhaar	MS/VM	09:49:27
5	6	1:40.007	3	Emmanuel Vnuales	MS/VM	09:49:38
6	6	1:37.535	4	Emmanuel Vnuales	MS/VM	09:51:16
7	1	1:36.015	6	Peter Elkmann	Anderson/VM	09:54:07
8	1	1:35.936	9	Peter Elkmann	Anderson/VM	09:58:56
9	6	1:35.841	10	Emmanuel Vnuales	MS/VM	10:01:05
10	1	1:34.815	11	Peter Elkmann	Anderson/VM	10:02:08
11	6	1:34.725	11	Emmanuel Vnuales	MS/VM	10:02:40

Summary of best lap times per class

Nr.	Naam / Teamnaam	Merk	Kls	Snelste rondetijd	In	Snelheid
101	Gareth James	Anderson/DEA	250M	1:46.438	3	154,06
293	Ben Parkinson	Anderson/KTM	4Stroke	1:48.392	5	151,28
6	Emmanuel Vnuales	MS/VM	Div1-I	1:34.725	11	173,11
27	Mark Jauregui	Anderson/BRC	Div1-N	1:46.672	9	153,72