

Hankook 12H MAGNY COURS 2017

Touring Car Endurance Series - Race 2

Superkart
Result of Race 1

21 - 22 April 2017
Circuit Nevers de Magny-Cours - 4411 mtr.

Started: 22 Not Started: 1 Classified: 23 Not Classified: 0

Pos	Nbr	Name / Team name	Car	Gap	Total time	Fastest	In	Avg. Speed
1	2	Peter ELKMANN (DE) ANDERSON - VM RACING	ANDERSON VM	-- 12 laps --	19:38.605	1:37.498	8	161.67
2	1	Adam KOUT (CZ) MSKART TEAM	MSKART DEA	10.757	19:49.362	1:38.205	5	160.21
3	10	Andréas JOST (DE) JOST MOTORSPORT	ANDERSON VM	22.514	20:01.119	1:39.047	8	158.64
4	6	Daniel CLARK (GB) REDSPEED TEAM	ANDERSON VM	37.193	20:15.798	1:39.348	5	156.73
5	47	Daniel HENTSCHEL (DE) HT RACING TEAM	MSKART DEA	44.664	20:23.269	1:40.552	8	155.77
6	76	Etienne AEBISCHER (CH) PEGAMARACING	MSKART VM	54.935	20:33.540	1:41.181	9	154.47
7	16	Dave HARVEY (GB) HARVEY VM UK	MSKART VM	1:00.600	20:39.205	1:42.037	8	153.77
8	13	Jaime ZULETA (CO) KARTING PARADISE	MSKART VM	1:01.197	20:39.802	1:41.366	8	153.69
9	91	Johan LAMALLE (FRA) JOLA COMPETITION	MSKART VM	1:02.796	20:41.401	1:42.165	6	153.50
10	93	Ingvar BJERGE (SWE) REDSPEED TEAM	ANDERSON FPE	1:17.566	20:56.171	1:43.293	8	151.69
11	20	Mark VERHAAR (NL) KARTING PARADISE	MSKART VM	1:29.763	21:08.368	1:44.337	6	150.23
12	12	Léo KURSTJENS (NL) KARTING PARADISE	MSKART VM	-- 11 laps --	18:55.871	1:41.923	2	153.78
13	88	Kévin BUSBY (GB) BUSBY RACING	ANDERSON FPE	58.709	19:54.580	1:45.929	8	146.22
14	888	Teddy LEGENDRE (FRA) TLC	MSKART KTM 500 EXC-F	2:08.841	21:04.712	1:52.020	7	138.11
15	33	Marcel FLEURY (FRA) WILD MOTORSPORT	ANDERSON DUCATI 848	-- 10 laps --	18:39.161	1:51.702	6	141.88
16	71	Carlo CHERMAZ (IT) REDSPEED TEAM	ANDERSON FPE	-- 9 laps --	16:08.673	1:45.304	8	147.53
17	17	Julien PONCELET (FRA) TEAMMOTORS	MSKART VM	-- 6 laps --	10:15.498	1:41.777	2	154.79
18	53	Donato MAIORANO (CH) REDSPEED TEAM	ANDERSON DEA	-- 5 laps --	9:46.574	1:54.886	5	135.35
19	3	Yannick DE BRABANDER (BEL) KARTING PARADISE	MSKART VM	-- 4 laps --	7:14.268	1:39.441	2	146.26
20	72	Philippe GERBER (CH) PEGAMARACING	PVP FPE	-- 2 laps --	3:33.071	1:43.803	2	149.05
21	74	Marc ALBIN (FR) PEGAMARACING	PVP FPE REDSPEED	-- 1 laps --	1:57.409			135.25
22	18	Alexandre SEBASTIA (FR) HEURTAUX	ANDERSON DEA					
DNS	26	Jürgen REINKE (DE) JR RACING TEAM	ANDERSON VM					



Fastest time : 1:37.498 in lap 8 by nbr. 2 : ANDERSON - VM RACING (Peter ELKMANN) (ANDERSON)

Publication-time

Results and lap times : www.raceresults.nu

Timekeeping by : RSTime by TimeService.nl

Time Printed 21-04-2017 - 13:53

Race Director Yann Charpentier	Steward	Timekeeper  Rob Oude Luttikhuis - TimeService.nl	Official Timekeeper 
Page 1 of 1	Results remain provisional pending technical examination and decisions from the stewards of the meeting		

Hankook 12H MAGNY COURS 2017
Touring Car Endurance Series - Race 2

Superkart
Laptimes - Race 1

21 - 22 April 2017
Circuit Nevers de Magny-Cours - 4411 mtr.

Nbr	Name / Team name	1	2	3	4	5	6	7	8	9	10	11	12	13	14	15
1	Adam KOUT	1:41.905	1:38.706	1:38.455	1:38.483	1:38.205	1:38.684	1:38.789	1:38.394	1:38.762	1:39.190	1:39.747	1:40.042			
2	Peter ELKMANN	1:38.919	1:38.151	1:37.691	1:37.792	1:37.949	1:37.952	1:39.374	1:37.498	1:38.010	1:37.877	1:38.450	1:38.942			
3	Yannick DE BRABAN DER	1:40.430	1:39.441	1:52.195	2:02.202											
6	Daniel CLARK	1:43.494	1:40.120	1:41.699	1:39.849	1:39.348	1:39.676	1:40.664	1:40.879	1:41.446	1:44.066	1:41.786	1:42.771			
10	Andréas JOST	1:42.967	1:40.881	1:40.063	1:39.544	1:39.408	1:39.631	1:39.315	1:39.047	1:39.380	1:40.241	1:40.204	1:40.438			
12	Léo KURSTJENS	1:44.477	1:41.923	1:44.096	1:42.771	1:43.882	1:44.050	1:43.559	1:43.215	1:42.230	1:42.839	1:42.829				
13	Jaime ZULETA	1:45.531	1:48.344	1:42.610	1:42.312	1:42.205	1:41.654	1:42.221	1:41.366	1:41.421	1:41.791	1:41.940	1:48.407			
16	Dave HARVEY	1:46.282	1:42.772	1:42.721	1:42.626	1:42.555	1:42.370	1:43.109	1:42.037	1:42.548	1:42.734	1:44.283	1:45.168			
17	Julien PONCELET	1:44.721	1:41.777	1:42.424	1:41.843	1:42.138	1:42.595									
18	Alexandre SEBASTIA															
20	Mark VERHAAR	1:49.669	1:46.038	1:45.930	1:45.171	1:44.558	1:44.337	1:44.617	1:44.750	1:44.586	1:44.729	1:46.764	1:47.219			
26	Jürgen REINKE															
33	Marcel FLEURY	1:57.292	1:52.090	1:52.286	1:52.825	1:53.518	1:51.702	1:53.747	1:53.448	2:12.936	1:19.317					
47	Daniel HENTSCHEL	1:45.323	1:41.873	1:42.709	1:41.464	1:41.868	1:41.028	1:40.872	1:40.552	1:40.998	1:41.692	1:42.393	1:42.497			
53	Donato MAIORANO	2:01.304	1:55.543	1:56.989	1:57.654	1:54.886										
71	Carlo CHERMAZ	1:50.772	1:53.793	1:47.360	1:46.289	1:46.528	1:46.062	1:45.436	1:45.304	1:47.129						
72	Philippe GERBER	1:49.268	1:43.803													
74	Marc ALBIN	1:57.409														
76	Etienne AEBISCHER	1:46.458	1:43.420	1:42.776	1:42.087	1:42.848	1:42.183	1:43.156	1:41.996	1:41.181	1:42.194	1:42.264	1:42.977			
88	Kévin BUSBY	2:04.890	1:49.696	1:47.204	1:47.177	1:46.921	1:46.201	1:46.192	1:45.929	1:46.955	1:46.941	1:46.474				
91	Johan LAMALLE	1:46.818	1:42.427	1:43.089	1:42.198	1:42.893	1:42.165	1:43.083	1:44.545	1:43.887	1:43.731	1:43.211	1:43.354			
93	Ingv ar BJERGE	1:49.843	1:43.755	1:44.183	1:44.278	1:43.836	1:44.175	1:43.976	1:43.293	1:44.534	1:43.597	1:45.012	1:45.689			
888	Teddy LEGENDRE	2:01.626	1:56.033	1:56.587	1:57.533	1:55.198	1:54.055	1:52.020	1:52.503	1:52.620	1:53.175	1:53.362				

Hankook 12H MAGNY COURS 2017
Touring Car Endurance Series - Race 2

Superkart
Sector analyse - Race 1

21 - 22 April 2017
Circuit Nevers de Magny-Cours - 4411 mtr.

Pos	Nbr	Name / Team name	Sector 1			Sector 2			Sector 3			Theoretical best	Actual best	In
			time	Lap	pos	time	Lap	pos	time	Lap	pos			
1	2	PeterELKMANN	29.558	8	1	36.976	10	1	30.620	7	1	1:37.154	1:37.498	8
2	1	AdamKOUT	29.948	3	3	37.453	5	2	30.648	5	2	1:38.049	1:38.205	5
3	10	Andréas JOST	29.929	9	2	37.639	5	4	31.153	8	4	1:38.721	1:39.047	8
4	6	Daniel CLARK	30.063	6	4	37.948	5	5	31.137	5	3	1:39.148	1:39.348	5
5	47	Daniel HENTSCHEL	30.830	3	6	38.083	8	6	31.574	8	6	1:40.487	1:40.552	8
6	76	Etienne AEBISCHER	30.905	9	7	38.555	9	9	31.721	9	8	1:41.181	1:41.181	9
7	16	Dave HARVEY	30.980	5	9	38.649	8	10	31.986	9	11	1:41.615	1:42.037	8
8	13	Jaime ZULETA	31.121	3	11	38.313	8	7	31.594	9	7	1:41.028	1:41.366	8
9	91	Johan LAMALLE	31.152	2	12	38.696	4	11	31.878	6	10	1:41.726	1:42.165	6
10	93	Ingvar BJERGE	31.496	5	14	39.176	10	13	32.231	2	13	1:42.903	1:43.293	8
11	20	Mark VERHAAR	31.396	5	13	39.451	7	14	32.447	10	14	1:43.294	1:44.337	6
12	12	Léo KURSTJENS	30.960	3	8	38.718	9	12	32.057	2	12	1:41.735	1:41.923	2
13	88	Kévin BUSBY	32.207	11	17	40.200	8	17	33.160	6	17	1:45.567	1:45.929	8
14	888	Teddy LEGENDRE	34.167	7	20	42.595	7	19	34.821	9	18	1:51.583	1:52.020	7
15	33	Marcel FLEURY	33.343	2	18	42.434	6	18	35.670	3	19	1:51.447	1:51.702	6
16	71	Carlo CHERMAZ	31.690	8	16	40.086	7	16	33.092	6	16	1:44.868	1:45.304	8
17	17	Julien PONCELET	30.996	4	10	38.480	2	8	31.823	4	9	1:41.299	1:41.777	2
18	53	Donato MAIORANO	35.441	5	21	42.999	5	20	35.786	2	20	1:54.226	1:54.886	5
19	3	Yannick DE BRABANDER	30.549	2	5	37.581	2	3	31.177	1	5	1:39.307	1:39.441	2
20	72	Philippe GERBER	31.686	3	15	39.480	2	15	32.511	2	15	1:43.677	1:43.803	2
21	74	Marc ALBIN	33.713	2	19	44.937	1	21	35.949	1	21	1:54.599		
22	18	Alexandre SEBASTIA												
23	26	Jürgen REINKE												

Hankook 12H MAGNY COURS 2017
Touring Car Endurance Series - Race 2

Superkart

21 - 22 April 2017

Laps and Sector Times - Race 1

Circuit Nevers de Magny-Cours - 4411 mtr.

1 Adam KOUT								MSKART DEA											
lap	Sect-1	Speed	Sect-2	Speed	Sect-3	Speed	TopSpeed	laptime	pit	lap	Sect-1	Speed	Sect-2	Speed	Sect-3	Speed	Topspeed	laptime	pit
1			39.004		31.253	124.2		1:41.905		7	30.195		37.591		31.003	125.3		1:38.789	
2	29.993		37.673		31.040	126.4		1:38.706		8	30.088		37.523		30.783	125.5		1:38.394	
3	<u>29.948</u>		37.707		30.800	124.8		1:38.455		9	30.127		37.697		30.938	123.2		1:38.762	
4	30.107		37.545		30.831	125.0		1:38.483		10	30.176		37.877		31.137	123.9		1:39.190	
5	30.104		<u>37.453</u>		<u>30.648</u>	122.9		<u>1:38.205</u>		11	30.267		38.062		31.418	125.2		1:39.747	
6	30.136		37.661		30.887	124.8		1:38.684		12	30.616		38.037		31.389	124.0		1:40.042	

2 Peter ELKMANN								ANDERSON VM											
lap	Sect-1	Speed	Sect-2	Speed	Sect-3	Speed	TopSpeed	laptime	pit	lap	Sect-1	Speed	Sect-2	Speed	Sect-3	Speed	Topspeed	laptime	pit
1			37.752		31.036	121.8		1:38.919		7	31.492		37.262		<u>30.620</u>	123.2		1:39.374	
2	29.799		37.536		30.816	124.3		1:38.151		8	<u>29.558</u>		37.189		30.751	121.9		<u>1:37.498</u>	
3	29.777		37.268		30.646	121.7		1:37.691		9	29.772		37.374		30.864	125.2		1:38.010	
4	29.868		37.210		30.714	121.4		1:37.792		10	29.780		<u>36.976</u>		31.121	119.4		1:37.877	
5	29.845		37.254		30.850	123.6		1:37.949		11	29.932		37.392		31.126	121.5		1:38.450	
6	29.831		37.304		30.817	123.2		1:37.952		12	30.033		37.368		31.541	101.1		1:38.942	

3 Yannick DE BRABANDER								MSKART VM											
lap	Sect-1	Speed	Sect-2	Speed	Sect-3	Speed	TopSpeed	laptime	pit	lap	Sect-1	Speed	Sect-2	Speed	Sect-3	Speed	Topspeed	laptime	pit
1			38.061		<u>31.177</u>	122.1		1:40.430		3	32.588		43.824		35.783	108.0		1:52.195	
2	<u>30.549</u>		<u>37.581</u>		31.311	124.2		<u>1:39.441</u>		4	37.682		45.235		In			2:02.202	P

6 Daniel CLARK								ANDERSON VM											
lap	Sect-1	Speed	Sect-2	Speed	Sect-3	Speed	TopSpeed	laptime	pit	lap	Sect-1	Speed	Sect-2	Speed	Sect-3	Speed	Topspeed	laptime	pit
1			39.414		31.852	119.9		1:43.494		7	30.476		38.483		31.705	120.7		1:40.664	
2	30.102		38.423		31.595	116.3		1:40.120		8	30.169		38.493		32.217	117.3		1:40.879	
3	31.029		39.137		31.533	121.9		1:41.699		9	30.556		38.762		32.128	118.6		1:41.446	
4	30.185		38.344		31.320	122.8		1:39.849		10	31.828		39.293		32.945	116.4		1:44.066	
5	30.263		<u>37.948</u>		<u>31.137</u>	122.2		<u>1:39.348</u>		11	30.821		39.065		31.900	120.2		1:41.786	
6	<u>30.063</u>		38.137		31.476	113.7		1:39.676		12	31.012		39.323		32.436	109.3		1:42.771	

10 Andréas JOST								ANDERSON VM											
lap	Sect-1	Speed	Sect-2	Speed	Sect-3	Speed	TopSpeed	laptime	pit	lap	Sect-1	Speed	Sect-2	Speed	Sect-3	Speed	Topspeed	laptime	pit
1			39.252		32.083	121.8		1:42.967		7	30.138		37.913		31.264	125.3		1:39.315	
2	30.237		39.349		31.295	124.2		1:40.881		8	30.001		37.893		<u>31.153</u>	123.5		<u>1:39.047</u>	
3	30.760		37.920		31.383	126.2		1:40.063		9	<u>29.929</u>		37.946		31.505	124.8		1:39.380	
4	30.358		38.001		31.185	127.3		1:39.544		10	30.159		38.343		31.739	123.6		1:40.241	
5	30.215		<u>37.639</u>		31.554	125.5		1:39.408		11	30.358		38.161		31.685	120.2		1:40.204	
6	30.286		38.028		31.317	126.4		1:39.631		12	30.526		38.227		31.685	123.2		1:40.438	

12 Léo KURSTJENS								MSKART VM											
lap	Sect-1	Speed	Sect-2	Speed	Sect-3	Speed	TopSpeed	laptime	pit	lap	Sect-1	Speed	Sect-2	Speed	Sect-3	Speed	Topspeed	laptime	pit
1			39.368		32.211	115.1		1:44.477		7	31.294		40.005		32.260	115.8		1:43.559	
2	31.058		38.808		<u>32.057</u>	116.2		<u>1:41.923</u>		8	31.445		39.241		32.529	119.1		1:43.215	
3	<u>30.960</u>		39.577		33.559	113.5		1:44.096		9	31.246		<u>38.718</u>		32.266	114.6		1:42.230	
4	31.168		39.244		32.359	121.0		1:42.771		10	31.351		39.080		32.408	118.3		1:42.839	
5	31.697		39.265		32.920	119.0		1:43.882		11	31.439		39.217		32.173	121.7		1:42.829	
6	31.578		39.702		32.770	119.0		1:44.050		12									

13 Jaime ZULETA								MSKART VM											
lap	Sect-1	Speed	Sect-2	Speed	Sect-3	Speed	TopSpeed	laptime	pit	lap	Sect-1	Speed	Sect-2	Speed	Sect-3	Speed	Topspeed	laptime	pit
1			39.730		32.175	117.8		1:45.531		7	31.335		38.920		31.966	123.3		1:42.221	
2	31.338		45.015		31.991	120.4		1:48.344		8	31.138		<u>38.313</u>		31.915	118.6		<u>1:41.366</u>	
3	<u>31.121</u>		39.467		32.022	115.1		1:42.610		9	31.437		38.390		<u>31.594</u>	121.7		1:41.421	
4	31.534		38.884		31.894	117.7		1:42.312		10	31.338		38.651		31.802	111.3		1:41.791	
5	31.596		38.734		31.875	112.0		1:42.205		11	31.673		38.322		31.945	113.7		1:41.940	
6	31.442		38.370		31.842	111.6		1:41.654		12	31.935		44.551		31.921	119.1		1:48.407	

Hankook 12H MAGNY COURS 2017
Touring Car Endurance Series - Race 2

Superkart

21 - 22 April 2017

Laps and Sector Times - Race 1

Circuit Nevers de Magny-Cours - 4411 mtr.

16 Dave HARVEY									MSKART VM										
lap	Sect-1	Speed	Sect-2	Speed	Sect-3	Speed	TopSpeed	laptime	pit	lap	Sect-1	Speed	Sect-2	Speed	Sect-3	Speed	Topspeed	laptime	pit
1			40.020		32.399	114.4		1:46.282		7	31.638		39.238		32.233	118.3		1:43.109	
2	31.156		39.373		32.243	111.7		1:42.772		8	31.174		<u>38.649</u>		32.214	114.7		<u>1:42.037</u>	
3	31.478		38.976		32.267	115.1		1:42.721		9	31.240		39.322		<u>31.986</u>	116.9		1:42.548	
4	31.114		39.169		32.343	116.4		1:42.626		10	31.589		38.821		32.324	118.6		1:42.734	
5	<u>30.980</u>		38.971		32.604	119.4		1:42.555		11	32.470		39.337		32.476	114.2		1:44.283	
6	31.117		39.026		32.227	118.6		1:42.370		12	33.272		39.678		32.218	118.1		1:45.168	

17 Julien PONCELET									MSKART VM										
lap	Sect-1	Speed	Sect-2	Speed	Sect-3	Speed	TopSpeed	laptime	pit	lap	Sect-1	Speed	Sect-2	Speed	Sect-3	Speed	Topspeed	laptime	pit
1			40.149		32.106	118.6		1:44.721		4	<u>30.996</u>		39.024		<u>31.823</u>	119.1		1:41.843	
2	31.404		<u>38.480</u>		31.893	118.9		<u>1:41.777</u>		5	31.120		38.990		32.028	119.2		1:42.138	
3	31.197		39.093		32.134	116.0		1:42.424		6	31.268		39.197		32.130	120.4		1:42.595	

18 Alexandre SEBASTIA									ANDERSON DEA										
lap	Sect-1	Speed	Sect-2	Speed	Sect-3	Speed	TopSpeed	laptime	pit	lap	Sect-1	Speed	Sect-2	Speed	Sect-3	Speed	Topspeed	laptime	pit

20 Mark VERHAAR									MSKART VM										
lap	Sect-1	Speed	Sect-2	Speed	Sect-3	Speed	TopSpeed	laptime	pit	lap	Sect-1	Speed	Sect-2	Speed	Sect-3	Speed	Topspeed	laptime	pit
1			41.953		33.500	114.7		1:49.669		7	31.734		<u>39.451</u>		33.432	122.5		1:44.617	
2	32.341		40.801		32.896	118.6		1:46.038		8	32.095		39.807		32.848	120.2		1:44.750	
3	31.869		41.127		32.934	121.5		1:45.930		9	31.968		39.834		32.784	120.8		1:44.586	
4	31.837		40.428		32.906	121.5		1:45.171		10	31.834		40.448		<u>32.447</u>	119.9		1:44.729	
5	<u>31.396</u>		40.451		32.711	121.9		1:44.558		11	32.073		41.456		33.235	115.9		1:46.764	
6	31.925		39.698		32.714	120.7		<u>1:44.337</u>		12	33.009		40.601		33.609	112.3		1:47.219	

26 Jürgen REINKE									ANDERSON VM										
lap	Sect-1	Speed	Sect-2	Speed	Sect-3	Speed	TopSpeed	laptime	pit	lap	Sect-1	Speed	Sect-2	Speed	Sect-3	Speed	Topspeed	laptime	pit

33 Marcel FLEURY									ANDERSON DUCATI 848										
lap	Sect-1	Speed	Sect-2	Speed	Sect-3	Speed	TopSpeed	laptime	pit	lap	Sect-1	Speed	Sect-2	Speed	Sect-3	Speed	Topspeed	laptime	pit
1			44.007		35.829	106.9		1:57.292		6	33.461		<u>42.434</u>		35.807	105.9		1:51.702	
2	<u>33.343</u>		42.780		35.967	104.9		1:52.090		7	33.721		43.227		36.799	109.5		1:53.747	
3	33.544		43.072		<u>35.670</u>	106.0		1:52.286		8	33.871		43.280		36.297	105.8		1:53.448	
4	33.621		43.356		35.848	103.8		1:52.825		9	33.767		46.546		In			2:12.936	P
5	33.957		42.949		36.612	105.8		1:53.518		10								1:19.317	

47 Daniel HENTSCHEL									MSKART DEA										
lap	Sect-1	Speed	Sect-2	Speed	Sect-3	Speed	TopSpeed	laptime	pit	lap	Sect-1	Speed	Sect-2	Speed	Sect-3	Speed	Topspeed	laptime	pit
1			39.586		32.220	118.3		1:45.323		7	31.048		38.158		31.666	122.6		1:40.872	
2	31.153		38.908		31.812	120.8		1:41.873		8	30.895		<u>38.083</u>		<u>31.574</u>	123.3		<u>1:40.552</u>	
3	<u>30.830</u>		39.173		32.706	119.6		1:42.709		9	30.893		38.161		31.944	122.9		1:40.998	
4	30.996		38.445		32.023	123.0		1:41.464		10	30.995		38.448		32.249	113.5		1:41.692	
5	30.941		38.765		32.162	121.3		1:41.868		11	31.746		38.758		31.889	120.4		1:42.393	
6	30.880		38.454		31.694	121.4		1:41.028		12	31.450		39.052		31.995	119.0		1:42.497	

53 Donato MAIORANO									ANDERSON DEA										
lap	Sect-1	Speed	Sect-2	Speed	Sect-3	Speed	TopSpeed	laptime	pit	lap	Sect-1	Speed	Sect-2	Speed	Sect-3	Speed	Topspeed	laptime	pit
1	40.117		44.522		36.665	98.1		2:01.304		4	35.605		45.060		36.989	98.6		1:57.654	
2	35.589		44.168		<u>35.786</u>	90.1		1:55.543		5	<u>35.441</u>		<u>42.999</u>		36.446	98.4		<u>1:54.886</u>	
3	35.627		44.759		36.603	95.1		1:56.989		6									

Hankook 12H MAGNY COURS 2017
Touring Car Endurance Series - Race 2

Superkart

21 - 22 April 2017

Laps and Sector Times - Race 1

Circuit Nevers de Magny-Cours - 4411 mtr.

71 Carlo CHERMAZ								ANDERSON FPE											
lap	Sect-1	Speed	Sect-2	Speed	Sect-3	Speed	TopSpeed	laptime	pit	lap	Sect-1	Speed	Sect-2	Speed	Sect-3	Speed	Topspeed	laptime	pit
1			40.858		33.670	117.3		1:50.772		6	31.995		40.975		<u>33.092</u>	114.7		1:46.062	
2	35.724		43.827		34.242	113.8		1:53.793		7	31.903		<u>40.086</u>		33.447	116.3		1:45.436	
3	32.326		41.123		33.911	116.9		1:47.360		8	<u>31.690</u>		40.410		33.204	114.4		<u>1:45.304</u>	
4	32.079		41.039		33.171	107.4		1:46.289		9	32.042		40.981		34.106	96.5		1:47.129	
5	32.237		41.068		33.223	114.2		1:46.528		10									

72 Philippe GERBER								PVP FPE											
lap	Sect-1	Speed	Sect-2	Speed	Sect-3	Speed	TopSpeed	laptime	pit	lap	Sect-1	Speed	Sect-2	Speed	Sect-3	Speed	Topspeed	laptime	pit
1			41.073		33.049	116.5		1:49.268		2	31.812		<u>39.480</u>		<u>32.511</u>	112.8		1:43.803	

74 Marc ALBIN								PVP FPE REDSPEED											
lap	Sect-1	Speed	Sect-2	Speed	Sect-3	Speed	TopSpeed	laptime	pit	lap	Sect-1	Speed	Sect-2	Speed	Sect-3	Speed	Topspeed	laptime	pit
1			44.937		35.949	106.5		1:57.409		2									

76 Etienne AEBISCHER								MSKART VM											
lap	Sect-1	Speed	Sect-2	Speed	Sect-3	Speed	TopSpeed	laptime	pit	lap	Sect-1	Speed	Sect-2	Speed	Sect-3	Speed	Topspeed	laptime	pit
1			39.957		32.404	115.3		1:46.458		7	31.599		39.317		32.240	121.1		1:43.156	
2	31.627		39.403		32.390	114.4		1:43.420		8	31.026		39.133		31.837	123.2		1:41.996	
3	31.022		39.010		32.744	120.6		1:42.776		9	<u>30.905</u>		<u>38.555</u>		<u>31.721</u>	119.8		<u>1:41.181</u>	
4	31.170		38.665		32.252	119.9		1:42.087		10	31.270		38.795		32.129	119.0		1:42.194	
5	31.459		38.618		32.771	121.8		1:42.848		11	31.434		38.891		31.939	121.4		1:42.264	
6	31.328		38.888		31.967	122.6		1:42.183		12	31.820		38.903		32.254	115.9		1:42.977	

88 Kévin BUSBY								ANDERSON FPE											
lap	Sect-1	Speed	Sect-2	Speed	Sect-3	Speed	TopSpeed	laptime	pit	lap	Sect-1	Speed	Sect-2	Speed	Sect-3	Speed	Topspeed	laptime	pit
1			44.935		34.776	106.3		2:04.890		7	32.530		40.210		33.452	116.3		1:46.192	
2	33.357		42.342		33.997	105.3		1:49.696		8	32.465		<u>40.200</u>		33.264	102.2		<u>1:45.929</u>	
3	33.098		40.840		33.266	115.1		1:47.204		9	32.885		40.401		33.669	109.6		1:46.955	
4	33.275		40.229		33.673	110.7		1:47.177		10	32.583		40.935		33.423	113.2		1:46.941	
5	32.754		40.732		33.435	115.7		1:46.921		11	<u>32.207</u>		40.645		33.622	107.3		1:46.474	
6	32.668		40.373		<u>33.160</u>	118.3		1:46.201		12									

91 Johan LAMALLE								MSKART VM											
lap	Sect-1	Speed	Sect-2	Speed	Sect-3	Speed	TopSpeed	laptime	pit	lap	Sect-1	Speed	Sect-2	Speed	Sect-3	Speed	Topspeed	laptime	pit
1			40.386		32.273	122.6		1:46.818		7	31.447		39.563		32.073	122.1		1:43.083	
2	<u>31.152</u>		39.146		32.129	118.6		1:42.427		8	31.287		41.197		32.061	122.2		1:44.545	
3	31.485		39.157		32.447	122.1		1:43.089		9	31.190		38.878		33.819	119.5		1:43.887	
4	31.244		<u>38.696</u>		32.258	119.1		1:42.198		10	31.859		39.699		32.173	120.4		1:43.731	
5	31.315		38.751		32.827	119.4		1:42.893		11	31.421		39.380		32.410	120.4		1:43.211	
6	31.239		39.048		<u>31.878</u>	123.5		<u>1:42.165</u>		12	31.645		39.342		32.367	110.8		1:43.354	

93 Ingvar BJERGE								ANDERSON FPE											
lap	Sect-1	Speed	Sect-2	Speed	Sect-3	Speed	TopSpeed	laptime	pit	lap	Sect-1	Speed	Sect-2	Speed	Sect-3	Speed	Topspeed	laptime	pit
1			41.810		33.293	119.4		1:49.843		7	31.835		39.720		32.421	115.8		1:43.976	
2	31.693		39.831		<u>32.231</u>	119.0		1:43.755		8	31.555		39.315		32.423	116.9		<u>1:43.293</u>	
3	31.543		39.910		32.730	111.8		1:44.183		9	31.602		40.224		32.708	112.4		1:44.534	
4	31.676		40.003		32.599	116.8		1:44.278		10	31.690		<u>39.176</u>		32.731	114.7		1:43.597	
5	<u>31.496</u>		39.584		32.756	108.1		1:43.836		11	31.922		40.161		32.929	110.9		1:45.012	
6	31.819		39.952		32.404	119.9		1:44.175		12	32.643		40.105		32.941	116.9		1:45.689	

888 Teddy LEGENDRE								MSKART KTM 500 EXC-F											
lap	Sect-1	Speed	Sect-2	Speed	Sect-3	Speed	TopSpeed	laptime	pit	lap	Sect-1	Speed	Sect-2	Speed	Sect-3	Speed	Topspeed	laptime	pit
1			46.621		35.943	108.4		2:01.626		7	<u>34.167</u>		<u>42.595</u>		35.258	112.2		<u>1:52.020</u>	
2	35.380		45.138		35.515	110.0		1:56.033		8	34.540		42.791		35.172	110.0		1:52.503	
3	35.486		44.895		36.206	106.6		1:56.587		9	34.293		43.506		<u>34.821</u>	111.5		1:52.620	
4	36.951		43.475		37.107	111.3		1:57.533		10	34.433		43.511		35.231	110.2		1:53.175	

Hankook 12H MAGNY COURS 2017
Touring Car Endurance Series - Race 2

Superkart

21 - 22 April 2017

Laps and Sector Times - Race 1

Circuit Nevers de Magny-Cours - 4411 mtr.

5	35.625	43.717	35.856	110.9	1:55.198	11	34.641	43.520	35.201	107.3	1:53.362
6	35.929	42.939	35.187	110.8	1:54.055	12					

Hankook 12H MAGNY COURS 2017

Positions for each lap - Race 1

Superkart

21 - 22 April 2017

Positions for each lap

Circuit Nevers de Magny-Cours - 4411 mtr.

Pos	Nr.	Name	1	2	3	4	5	6	7	8	9	10	11	12
1	2	Peter ELKMANN	2	2	2	2	2	2	2	2	2	2	2	2
2	1	Adam KOUT	3	3	1	1	1	1	1	1	1	1	1	1
3	10	Andréas JOST	1	1	10	10	10	10	10	10	10	10	10	10
4	6	Daniel CLARK	10	6	6	6	6	6	6	6	6	6	6	6
5	47	Daniel HENTSCHEL	6	10	17	17	17	47	47	47	47	47	47	47
6	76	Etienne AEBISCHER	12	12	47	47	47	17	16	16	76	76	76	76
7	16	Dave HARVEY	17	17	12	12	16	16	91	76	16	13	13	16
8	13	Jaime ZULETA	47	47	16	16	12	91	76	13	13	16	16	13
9	91	Johan LAMALLE	13	16	3	91	91	76	12	91	12	12	12	91
10	93	Ingvar BJERGE	16	91	91	76	76	12	13	12	91	91	91	93
11	20	Mark VERHAAR	76	76	76	13	13	13	93	93	93	93	93	20
12	12	Léo KURSTJENS	91	72	13	93	93	93	20	20	20	20	20	
13	88	Kévin BUSBY	72	93	93	20	20	20	71	71	71	88	88	
14	888	Teddy LEGENDRE	20	13	20	3	71	71	88	88	88	33	888	
15	33	Marcel FLEURY	93	20	71	71	88	88	33	33	888	888		
16	71	Carlo CHERMAZ	71	71	33	88	33	33	888	888	33			
17	17	Julien PONCELET	33	33	88	33	53	888						
18	53	Donato MAIORANO	74	88	53	53	888							
19	3	Yannick DE BRABANDER	53	53	888	888								
20	72	Philippe GERBER	888	888										
21	74	Marc ALBIN	88											

Hankook 12H MAGNY COURS 2017

Touring Car Endurance Series - Race 2

21 - 22 April 2017

Circuit Nevers de Magny-Cours - 4411 mtr.

Starting grid - Superkart - Race 1

Start Time : 13:30 - Heat Duration : 12 Laps

Pos	Nbr	Name	time	Pos	Nbr	Name	time
-----	-----	------	------	-----	-----	------	------

----- STARTLINE -----
Pole Left

1	2	Peter ELKMAN N	1: 36.576	Row 1	2	3	Yannick DE BRABANDER	1: 37.265
3	1	Adam KOUT	1: 38.116	Row 2	4	18	Alexandre SEBASTIA	1: 38.686
5	17	Julien PONCELET	1: 39.328	Row 3	6	10	Andréas JOST	1: 40.214
7	47	Daniel HENTSCHEL	1: 40.624	Row 4	8	76	Etienne AEBISCHER	1: 40.943
9	16	Dave HARVEY	1: 40.957	Row 5	10	6	Daniel CLARK	1: 41.428
11	12	Léo KURSTJENS	1: 41.515	Row 6	12	13	Jai me ZULETA	1: 41.866
13	20	Mark VERHAAR	1: 42.628	Row 7	14	91	Johan LAMALLE	1: 42.829
15	93	Ingvar BJERGE	1: 43.021	Row 8	16	71	Carlo CHERMA Z	1: 43.709
17	72	Philippe GERBER	1: 44.179	Row 9	18	88	Kévin BUSBY	1: 44.588
19	74	Marc ALBIN	1: 48.178	Row 10	20	33	Marcel FLEURY	1: 50.901
21	888	Teddy LEGENDRE	1: 51.145	Row 11	22	53	Donato MAIORANO	2: 00.494
23	26	Jürgen REI NKE		Row 12				

Results and lap times : www.raceresults.nu

Timekeeping by : RSTime by TimeService.nl

Publication-time


Time Printed 21-04-2017 - 10:46

Race Director

Steward

Timekeeper

Yann Charpentier



Rob Oude Luttikhuis - TimeService.nl

Official Timekeeper

B.R.M
..Chronographes..

Hankook 12H MAGNY COURS 2017
Touring Car Endurance Series - Race 2

Heat name	: Superkart - Race 1		
Heat Date	: 21 April 2017		
Weather	:		
CIRCUITNAME	: Circuit Nevers de Magny-Cours - 4411 mtr.		
Participants Started	: 22	Participants Classified	: 23
Participants Finished	: 13	Participants Not Classified	: 0
Participants Not Finished	: 9		
Green flag at	: 13:28:36	Heat recording start time	: 13:13:33
Finish flag waved at	: 13:48:15	Heat recording end time	: 13:52:09
Total time under Green	: 19:38	Total of All Laps in Heat	: 202
Number of cautions	: 0	Total time under Yellow	: 00:00:00
Number of code-60's	: 0	Total time under Code-60	: 00:00:00

Leader history during the Heat

#	Nbr	Lap	to Lap	Name	Car
1	2	1	12	Peter ELKMANN	ANDERSON VM

Best Lap time history during the Heat

#	Nbr	lap time	in lap	Name	Car	time of day
1	2	1:38.151	2	Peter ELKMANN	ANDERSON VM	13:31:53
2	2	1:37.691	3	Peter ELKMANN	ANDERSON VM	13:33:31
3	2	1:37.498	8	Peter ELKMANN	ANDERSON VM	13:41:41

Summary of number of laps in the lead

#	Nbr	Name	Car	# Laps in the lead
1	2	Peter ELKMANN	ANDERSON	12