


Superkart 250  
Course 2 / Race 2

Historique par concurrents / Records by competitors

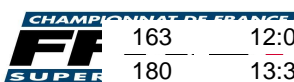
Seq Seq	Heure Hour	Tr Lap	Temps Am. Time Am.	Seq Seq	Heure Hour	Tr Lap	Temps Am. Time Am.
<b>No: 1 PAYART Damien</b>				186	13:52.357	9	1:31.362
				205	15:24.183	10	1:31.826
21	1:33.662	1	1:33.662 *	224	16:55.623	11	1:31.440
40	3:01.399	2	1:27.737 *	242	18:29.071	12	1:33.448
60	4:29.047	3	1:27.648 *	260	20:02.730	13	1:33.659
80	5:56.376	4	1:27.329 *	278	21:38.117	14	1:35.387
100	7:23.298	5	1:26.922 *	<b>No: 5 FOCQUE Pierre</b>			
119	8:50.101	6	1:26.803 *	28	1:37.303	1	1:37.303 *
138	10:17.469	7	1:27.368	48	3:08.243	2	1:30.940 *
155	11:45.047	8	1:27.578	68	4:39.587	3	1:31.344
174	13:12.131	9	1:27.084	89	6:11.293	4	1:31.706
192	14:40.540	10	1:28.409	109	7:42.723	5	1:31.430
210	16:08.279	11	1:27.739	128	9:13.341	6	1:30.618 *
228	17:37.008	12	1:28.729	146	10:44.758	7	1:31.417
247	19:04.282	13	1:27.274	165	12:16.291	8	1:31.533
266	20:32.196	14	1:27.914	184	13:48.021	9	1:31.730
<b>No: 3 SEBASTIA Alexandre</b>				203	15:19.163	10	1:31.142
30	1:38.875	1	1:38.875 *	222	16:51.056	11	1:31.893
49	3:09.473	2	1:30.598 *	240	18:23.982	12	1:32.926
69	4:39.846	3	1:30.373 *	257	19:56.525	13	1:32.543
88	6:11.015	4	1:31.169	276	21:28.181	14	1:31.656
108	7:42.321	5	1:31.306	<b>No: 7 PINAULT Thierry</b>			
129	9:13.805	6	1:31.484	33	1:43.389	1	1:43.389 *
147	10:45.259	7	1:31.454	54	3:19.900	2	1:36.511 *
166	12:17.003	8	1:31.744	74	4:55.486	3	1:35.586 *
185	13:48.690	9	1:31.687	94	6:30.822	4	1:35.336 *
204	15:20.407	10	1:31.717	113	8:06.526	5	1:35.704
223	16:51.996	11	1:31.589	133	9:42.177	6	1:35.651
241	18:25.082	12	1:33.086	152	11:18.428	7	1:36.251
258	19:57.895	13	1:32.813	171	12:54.375	8	1:35.947
277	21:29.819	14	1:31.924	190	14:30.455	9	1:36.080
<b>No: 4 REBUS Alain</b>				209	16:06.942	10	1:36.487
29	1:38.607	1	1:38.607 *	230	17:47.113	11	1:40.171
50	3:11.486	2	1:32.879 *	251	19:26.998	12	1:39.885
70	4:43.228	3	1:31.742 *	271	21:09.188	13	1:42.190
90	6:14.343	4	1:31.115 *	<b>No: 8 GOULLANCOURT Julien</b>			
110	7:46.246	5	1:31.903	24	1:35.162	1	1:35.162 *
130	9:17.662	6	1:31.416	44	3:03.989	2	1:28.827 *
148	10:49.707	7	1:32.045				
167	12:20.995	8	1:31.288				

Seq	Heure	Tr	Temps	Am.	Seq	Heure	Tr	Temps	Am.
Seq	Hour	Lap	Time	Am.	Seq	Hour	Lap	Time	Am.
	64	4:32.625	3	1:28.636 *	118	8:40.960	5	1:38.065	
	83	6:01.504	4	1:28.879	139	10:23.287	6	1:42.327	
	103	7:29.911	5	1:28.407 *	161	12:02.615	7	1:39.328	
	122	8:58.534	6	1:28.623	182	13:40.973	8	1:38.358	
	141	10:27.067	7	1:28.533	202	15:16.632	9	1:35.659 *	
	159	11:55.331	8	1:28.264 *	221	16:50.824	10	1:34.192 *	
	176	13:24.661	9	1:29.330	244	18:30.675	11	1:39.851	
	195	14:53.396	10	1:28.735	262	20:06.260	12	1:35.585	
	213	16:22.085	11	1:28.689	282	21:43.306	13	1:37.046	
	231	17:51.596	12	1:29.511					
	249	19:20.219	13	1:28.623	<b>No: 22 BROSSARD Olivier</b>				
	268	20:49.333	14	1:29.114	37	1:50.203	1	1:50.203 *	
<b>No: 11 GERBER Philippe</b>					55	3:21.682	2	1:31.479 *	
31	1:40.712	1	1:40.712 *	72	4:53.130	3	1:31.448 *		
51	3:12.833	2	1:32.121 *	92	6:24.119	4	1:30.989 *		
71	4:44.612	3	1:31.779 *	112	7:56.508	5	1:32.389		
91	6:16.044	4	1:31.432 *	132	9:28.194	6	1:31.686		
111	7:48.904	5	1:32.860	151	10:59.434	7	1:31.240		
131	9:21.484	6	1:32.580	169	12:30.837	8	1:31.403		
150	10:53.840	7	1:32.356	188	14:02.145	9	1:31.308		
168	12:27.470	8	1:33.630	207	15:33.730	10	1:31.585		
187	13:59.909	9	1:32.439	226	17:05.291	11	1:31.561		
206	15:32.255	10	1:32.346	246	18:41.317	12	1:36.026		
225	17:04.901	11	1:32.646	265	20:14.235	13	1:32.918		
245	18:36.839	12	1:31.938	283	21:46.689	14	1:32.454		
264	20:08.711	13	1:31.872	<b>No: 25 VALVERDE Morgan</b>					
281	21:41.393	14	1:32.682	23	1:34.583	1	1:34.583 *		
<b>No: 12 LOUVET Jean-Bernard</b>				42	3:03.544	2	1:28.961 *		
26	1:35.917	1	1:35.917 *	62	4:31.605	3	1:28.061 *		
47	3:06.594	2	1:30.677 *	82	5:59.585	4	1:27.980 *		
67	4:35.930	3	1:29.336 *	102	7:27.434	5	1:27.849 *		
87	6:04.985	4	1:29.055 *	121	8:55.556	6	1:28.122		
106	7:34.501	5	1:29.516	140	10:23.731	7	1:28.175		
125	9:04.347	6	1:29.846	157	11:52.242	8	1:28.511		
143	10:35.428	7	1:31.081	175	13:21.163	9	1:28.921		
162	12:06.538	8	1:31.110	194	14:48.858	10	1:27.695 *		
181	13:37.366	9	1:30.828	211	16:17.528	11	1:28.670		
199	15:07.742	10	1:30.376	229	17:45.423	12	1:27.895		
217	16:38.579	11	1:30.837	248	19:13.050	13	1:27.627 *		
237	18:09.337	12	1:30.758	267	20:40.766	14	1:27.716		
255	19:40.656	13	1:31.319	<b>No: 34 VAYSSIE Cyril</b>					
272	21:10.777	14	1:30.121	27	1:36.098	1	1:36.098 *		
<b>No: 14 DELCHER Christian</b>				46	3:05.361	2	1:29.263 *		
32	1:41.747	1	1:41.747 *	66	4:34.202	3	1:28.841 *		
52	3:17.887	2	1:36.140 *	85	6:03.343	4	1:29.141		
77	5:07.323	3	1:49.436	105	7:32.168	5	1:28.825 *		
98	7:02.895	4	1:55.572	127	9:10.161	6	1:37.993		
				145	10:38.415	7	1:28.254 *		



Seq	Heure	Tr	Temps	Am.
Seq	Hour	Lap	Time	Am.

Seq	Heure	Tr	Temps	Am.
Seq	Hour	Lap	Time	Am.



163	12:07.088	8	1:28.673	
180	13:35.770	9	1:28.682	
198	15:04.775	10	1:29.005	
216	16:33.607	11	1:28.832	
235	18:02.113	12	1:28.506	
252	19:31.421	13	1:29.308	
270	21:00.234	14	1:28.813	

**No: 35 VINUALES Emmanuel**

22	1:33.974	1	1:33.974	*
41	3:01.781	2	1:27.807	*
61	4:29.825	3	1:28.044	
81	5:57.948	4	1:28.123	
101	7:25.733	5	1:27.785	*
120	8:54.021	6	1:28.288	
227	17:22.916	G 7	8:28.895	

**No: 40 LACOSTE Antoine**

25	1:35.265	1	1:35.265	*
45	3:04.759	2	1:29.494	*
65	4:33.701	3	1:28.942	*
84	6:03.209	4	1:29.508	
104	7:31.966	5	1:28.757	*
123	9:01.259	6	1:29.293	
142	10:29.625	7	1:28.366	*
160	11:58.753	8	1:29.128	
178	13:27.577	9	1:28.824	
196	14:56.727	10	1:29.150	
214	16:26.265	11	1:29.538	
233	17:55.624	12	1:29.359	
250	19:25.997	13	1:30.373	
269	20:55.508	14	1:29.511	

**No: 43 DEMUYS Ludovic**

35	1:45.887	1	1:45.887	*
56	3:23.598	2	1:37.711	*
75	5:02.388	3	1:38.790	
95	6:41.414	4	1:39.026	
115	8:18.788	5	1:37.374	*
135	9:56.170	6	1:37.382	
154	11:33.552	7	1:37.382	
173	13:10.921	8	1:37.369	*
193	14:48.475	9	1:37.554	
215	16:26.980	10	1:38.505	
236	18:04.658	11	1:37.678	
256	19:43.148	12	1:38.490	
275	21:20.548	13	1:37.400	

**No: 66 DEBUS Denis**

20	1:33.677	1	1:33.677	*
----	----------	---	----------	---

43	3:03.904	2	1:30.227	*
63	4:32.346	3	1:28.442	*
86	6:03.559	4	1:31.213	
107	7:35.323	5	1:31.764	
126	9:06.371	6	1:31.048	
144	10:37.870	7	1:31.499	
164	12:12.077	8	1:34.207	
183	13:44.195	9	1:32.118	
201	15:15.525	10	1:31.330	
219	16:45.990	11	1:30.465	
239	18:23.439	12	1:37.449	
261	20:03.087	13	1:39.648	
280	21:40.406	14	1:37.319	

**No: 70 LEGROS Frédéric**

39	1:53.793	1	1:53.793	*
59	3:40.468	2	1:46.675	*
79	5:28.543	3	1:48.075	
99	7:15.666	4	1:47.123	
124	9:02.554	5	1:46.888	
149	10:49.828	6	1:47.274	
170	12:36.115	7	1:46.287	*
189	14:21.528	8	1:45.413	*
208	16:06.772	9	1:45.244	*
232	17:51.914	10	1:45.142	*
254	19:37.159	11	1:45.245	
274	21:20.201	12	1:43.042	*

**No: 90 RANOARIMANANA Kévin**

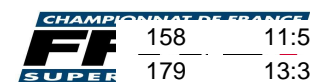
34	1:43.776	1	1:43.776	*
53	3:18.866	2	1:35.090	*
73	4:54.241	3	1:35.375	
93	6:30.241	4	1:36.000	
114	8:07.005	5	1:36.764	
134	9:43.441	6	1:36.436	
153	11:21.321	7	1:37.880	
172	12:59.829	8	1:38.508	
191	14:39.063	9	1:39.234	
212	16:17.778	10	1:38.715	
234	17:57.933	11	1:40.155	
253	19:36.172	12	1:38.239	
273	21:14.945	13	1:38.773	

**No: 93 SEBASTIANI Bruno**

38	1:52.923	1	1:52.923	*
58	3:33.226	2	1:40.303	*
78	5:13.002	3	1:39.776	*
97	6:53.354	4	1:40.352	
117	8:32.754	5	1:39.400	*
137	10:13.018	6	1:40.264	

Seq	Heure	Tr	Temps Am.
Seq	Hour	Lap	Time Am.

Seq	Heure	Tr	Temps Am.
Seq	Hour	Lap	Time Am.



158	11:53.946	7	1:40.928
179	13:33.694	8	1:39.748
200	15:12.414	9	1:38.720 *
220	16:50.660	10	1:38.246 *
243	18:30.518	11	1:39.858
263	20:08.346	12	1:37.828 *
284	21:47.256	13	1:38.910

**No: 96 TROALIC Paul**

36	1:49.745	1	1:49.745 *
57	3:28.312	2	1:38.567 *
76	5:07.200	3	1:38.888
96	6:46.437	4	1:39.237
116	8:25.158	5	1:38.721
136	10:04.651	6	1:39.493
156	11:45.176	7	1:40.525
177	13:24.957	8	1:39.781
197	15:04.707	9	1:39.750
218	16:43.540	10	1:38.833
238	18:22.678	11	1:39.138
259	20:01.308	12	1:38.630
279	21:38.555	13	1:37.247 *